



Board Report

File #: 2015-1539, **File Type:** Informational Report

Agenda Number: 45.

SYSTEM SAFETY, SECURITY AND OPERATIONS COMMITTEE OCTOBER 15, 2015

SUBJECT: MONTHLY UPDATE ON TRANSIT POLICING PERFORMANCE

ACTION: RECEIVE AND FILE

RECOMMENDATION

RECEIVE AND FILE **monthly update on transit policing performance.**

ISSUE

On September 4, 2014, the board requested that staff provide a monthly update on transit policing performance to Systems Safety and Operations Committee. Specifically, the board requested monthly updates on criminal activity, fare enforcement, response time, deployment and perception of safety.

DISCUSSION

In October 2015, staff continues to be proactive in working with Operations, Los Angeles County Sheriff's Department, and Communications in addressing perception of safety, criminal activity, fare enforcement, response time, and deployment. Below are the key highlights:

Actions to Improve the Ridership Experience

- Staff is using a working group to address long-term concerns about blight and disorder at Pershing Square and Westlake/MacArthur Park. The working group is using a "Problem-Oriented Policing" strategy.
- High Visibility
 - Transit Security Officers (TSO) and Los Angeles County Sheriffs have been engaging and interacting with patrons and operators to achieve increased presence and increase the perception of safety on the Metro system.
 - TSO Bus Boarding Activity: The total number of TSO Bus Boardings for the month of August 2015 is 2,145. The total number of fare checks is 10,838.
 - LASD Bus Riding Team (BRT): The total number of BRT Bus Rides for the month of August 2015 is 1,090. The total number of fare checks is 40,580.

Criminal Activity:



Rail Part 1 Crime
UP 10.2%

Rail Part 2 Crime
DOWN -11.4%

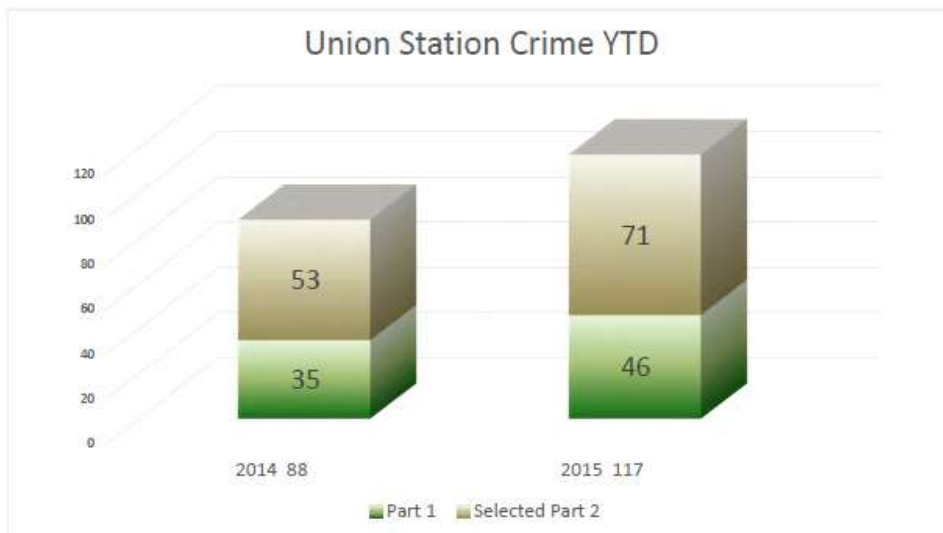
Total Rail Crime
DOWN -0.8%



Bus Part 1 Crime
UP 3.5%

Bus Part 2 Crime
DOWN -6.2%

Total Bus Crime
DOWN -2.3%



Union Station Part 1 Crime	
UP	31.4%
Union Station Part 2 Crime	
UP	34.0%
Total Union Station Crime	
UP	33.0%

Bus Operator Assaults:

- Comparing January-August 2014 to January-August 2015, there has been a 27% increase of operator assaults. Of the 114 total operator assaults for January-August 2015, 80% of the Aggravated Assaults, 34.4% of the Non-Aggravated Assaults, 66.7% of the Robberies, and 33.3% of the sex crimes have had a suspect taken into custody. The majority of bus operator assaults are fare related followed by disorderly conduct.
- Attachment B contains the matrix for the suspects who have assaulted Bus Operators that LASD has been tracking.
- Of the 114 total operator assaults from January-August 2015, there were 15 Aggravated Assaults, 93 Non-Aggravated Assaults, 3 Robberies, and 3 Sex Crimes. Of the 114 assaults, 50 suspects used their hands/feet for the method of assault, followed by 31 suspects spitting, 11 throwing food or liquid, 12 using a weapon, 5 throwing other objects, 2 pepper spray and 3 sexual harassment incidents.
- From January-August 2015, there have been 340,507,042 bus boardings and 114 total operator assaults, equating to 1 bus operator assault per 2.9 million boardings.

Operator Safety:

- Metro has completed 36% of the installation of the live on-board video display monitors, and 20% of the installation of the operator barriers.

LASD Success Stories

- **08/04/2015** - At approximately 12:48 AM, Transit Policing Division units responded to a report of a male passenger threatening a bus operator on Line 720, Route 21, with a cigarette lighter. The bus stopped at the intersection of Wilshire Blvd and Crenshaw

Avenue in the city of Los Angeles. TPD units arrived and detained the suspect, who had assaulted the bus driver. The driver positively identified the suspect as the male who threatened to set him on fire with a cigarette lighter. The suspect was placed under arrest for making criminal threats and assault with a deadly weapon. The driver was not injured nor any passengers aboard the bus. The bus was placed back in service at approximately 1:30 AM. Charges are pending against the suspect.

- 08/04/2015** - At approximately 6:42 PM, LASD Transit Policing Division received a call of a male stabbed at the intersection of Venice Boulevard and Bagley Avenue in the city of Culver City. An argument had ensued between a male in his 30's and the female driver of the Metropolitan Transportation Authority Bus on Line #33. As the suspect was verbally abusing the female driver, another 30 year old male patron came to her aid by telling the suspect to stop arguing with her. The suspect and Good Samaritan exited the bus and a physical altercation ensued on the sidewalk. At this point, the suspect produced a knife and began slashing at the Samaritan. The Samaritan sustained a slash wound on his upper torso and right forearm. The suspect fled the area as witnesses called 911. The Samaritan got back onto the bus and was transported a block away where the driver summoned TPD units. An immediate search for the suspect began and the suspect was located. The suspect was placed under arrest by Culver City Police for assault with a deadly weapon as the crime had occurred on a city street. The Samaritan was transported to a local hospital for treatment of his injuries. No other injuries were reported and the bus was placed back into service. TPD Detectives will work with Culver City PD to help in the prosecution of this case.
- 08/25/2015** - Transit North Bureau deputies were checking fares at the Fillmore Gold Line Station. A male, adult, did not have proof of fare payment and was initially uncooperative with the deputies. Further investigation found that the man had a loaded, .380 caliber handgun, concealed in his waist area. Deputies continued with their investigation and found that the suspect is a known gang member and a convicted felon who is not supposed to be in possession of a firearm of any kind. The suspect was arrested and booked on numerous charges.

Fare Enforcement:

- In August 2015, law enforcement performed 514,679 fare checks on the rails and Orange Line. In comparison, law enforcement performed 565,249 fare checks on the rails and Orange Line in July 2015, resulting in a decrease of 50,570 fare checks from July 2015 to August 2015

JUL	FARES		MONTHLY		AUG	FARES		MONTHLY	
	CHECKED	TARGET	TARGET	RIDERSHIP		CHECKED	TARGET	TARGET	RIDERSHIP
Red/Purple	153,102	220,000	70%	4,006,589	Red/Purple	151,020	220,000	69%	3,902,386
Blue	90,953	212,000	43%	2,116,497	Blue	80,165	212,000	38%	2,067,519
Green	117,863	136,000	87%	1,056,210	Green	106,777	136,000	79%	1,014,748
Gold	92,144	116,000	79%	1,231,678	Gold	78,875	116,000	68%	1,198,787
Expo	40,219	90,000	45%	856,363	Expo	36,063	90,000	40%	814,438
Orange	65,836	92,000	72%	670,614	Orange	57,084	92,000	62%	656,298
Bus	5,132	-			Bus	4,695	-		
Total	565,249				Total	514,679			

Response Time:

- In August 2015, the average response time for “Calls for Service” (Emergency, Priority and Routine) for all rail lines and buses was 22.7 minutes. LASD currently complies with Metro’s Performance Metrics requirement of average of 30 minutes for calls for service. Specifically, the response time for emergency calls was 4.8 minutes.

ATTACHMENTS

Attachment A - Transit Policing Division Report August 2015


Attachment B - Matrix of Bus Operator Assault Suspects

Prepared by: Duane Martin, DEO Project Management, (213) 922-7460

Alex Wiggins, EO System Security and Law Enforcement, (213) 922-4433

Reviewed by:

Stephanie Wiggins, Deputy Chief Executive Officer, (213) 922-1023



Phillip A. Washington
Chief Executive Officer

*LOS ANGELES COUNTY SHERIFF'S DEPARTMENT
TRANSIT POLICING DIVISION
RONENE M. ANDA, CHIEF*



MTA MONTHLY REPORT August 2015

Prepared by the Crime Analysis Unit



LOS ANGELES COUNTY SHERIFF'S DEPARTMENT
 TRANSIT POLICING DIVISION
 RONENE M. ANDA, CHIEF

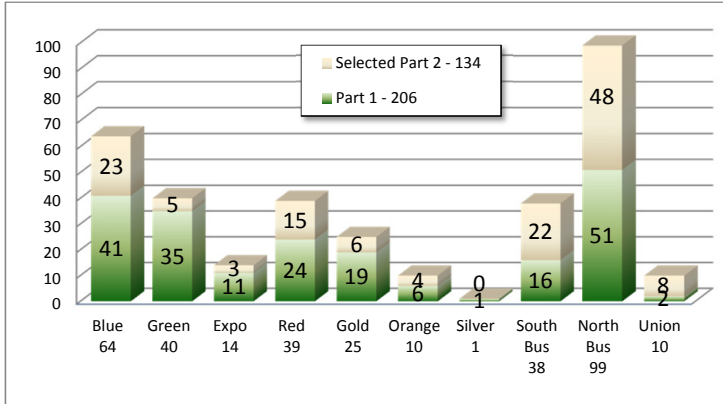
TABLE OF CONTENTS

Monthly Statistics

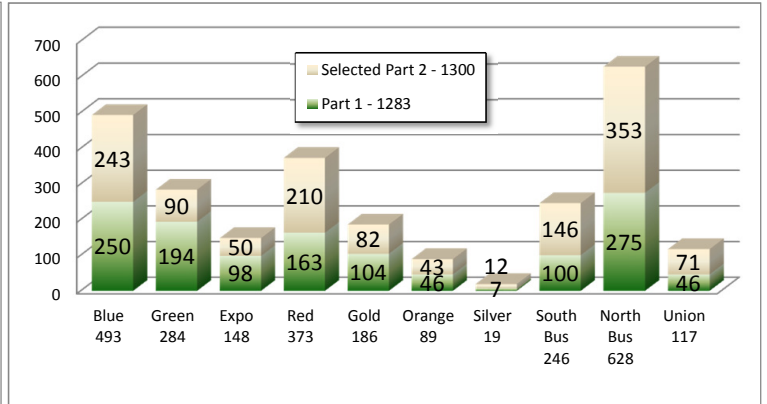
Summary	3
Part 1 Crimes by Month - Rail.....	4
Part 1 Crimes by Month - Bus.....	5
Blue Line	6
Green Line	7
Expo Line	8
Red Line	9
Gold Line	10
Orange Line	11
Silver Line	12
South Bus.....	13
North Bus	14
Union Station.....	15
Reserve Company Services.....	16

TRANSIT POLICING DIVISION - 2015

Aug Crimes - 340



YTD Crimes - 2583

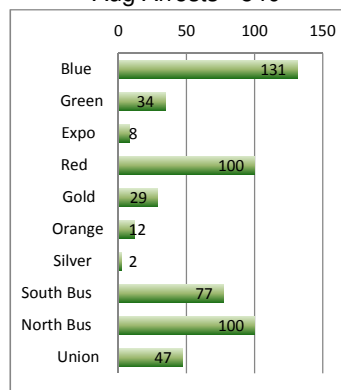


Part 1 Crimes per 1,000,000 Riders

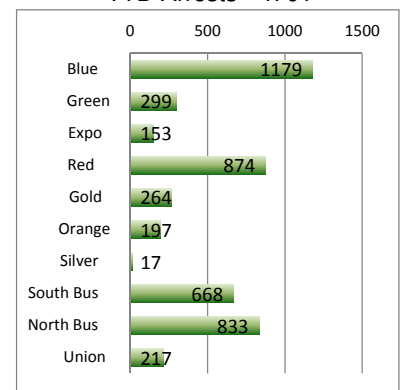
	2015 Jan - Aug	2014 Jan - Aug	2013 Jan - Aug	2012 Jan - Aug
Blue	14.9 ↑	13.3	14.5	14.5
Green	24.2 ↓	25.0	24.5	22.8
Expo	15.1 ↑	11.8	19.6	24.8
Red	5.3 ↑	4.5	4.8	4.3
Gold	11.1 ↑	5.5	6.9	5.3
Orange	8.2 ↑	7.8	6.6	7.7
Silver	2.4 ↓	3.6	0.8	3.2
Bus	1.8 ↑	1.2	1.0	1.0

Arrow indicates an increase or decrease from last year.

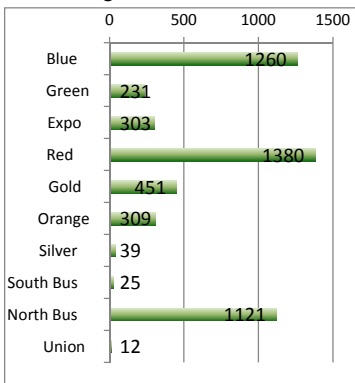
Aug Arrests - 540



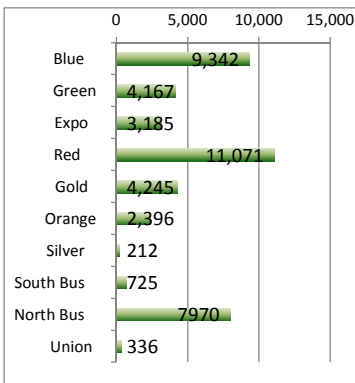
YTD Arrests - 4701



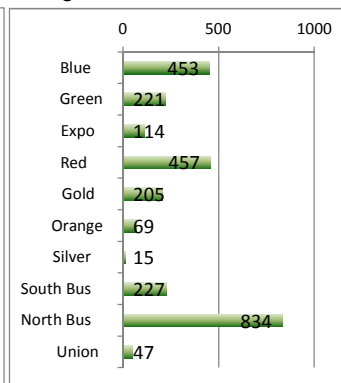
Aug Citations - 5131



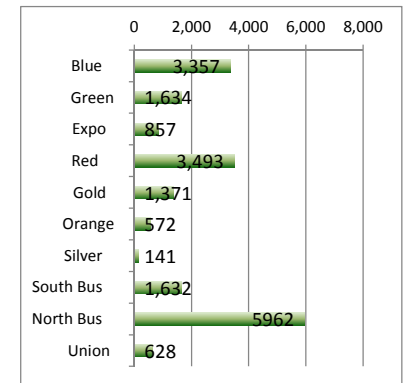
YTD Citations - 43649



Aug Calls For Service - 2642



YTD Calls For Service - 19647



SATURATION RATE

August	BLUE	GREEN	EXPO	RED	GOLD	ORG	TOTAL
Ridership	2,067,519	1,014,747	814,438	3,902,386	1,198,787	656,298	9,654,175
Contacts	80,165	106,777	36,063	151,020	78,875	57,084	509,984
%Passengers Inspected	3.88%	10.52%	4.43%	3.87%	6.58%	8.70%	5.28%
Boardings	0	0	0	0	0	30	30
Rides	0	0	0	0	0	0	0
Fare Warnings	0	0	0	0	12	1	13

YTD	BLUE	GREEN	EXPO	RED	GOLD	ORG	TOTAL
YTD Ridership	16,748,405	8,023,956	6,507,294	30,985,934	9,331,223	5,617,829	77,214,641
YTD Contacts*	817,645	946,036	365,459	1,467,679	742,996	531,686	4,871,501
%Passengers Inspected	4.88%	11.79%	5.62%	4.74%	7.96%	9.46%	6.31%
Boardings	3,130	3,256	1,899	8,999	5,140	9,304	31,728
Rides	0	0	0	0	0	48	48
Fare Warnings	2,022	998	1,590	3,950	2,454	546	11,560

* Contacts are calculated by adding MPV checks and citations.

System-Wide Highlights

Part 1 Crimes have increased by 9% from Jan - Aug 2015 compared to Jan - Aug 2014.

The Green Line had a decrease in part 1 crimes per 1,000,000 riders, while the other rail lines had an increase.

Overall, buses had an increase in part 1 crimes per 1,000,000 riders from the same period last year.

*Part 1 Crimes by Month - Rail

Blue Line	Jan	Feb	Mar	Apr	May	Jun	Jul	Aug	Sep	Oct	Nov	Dec	YTD
Homicide	1	0	0	0	0	0	0	0	0	0	0	0	1
Rape	0	0	0	0	0	0	0	0	0	0	0	0	0
Robbery	10	4	6	2	8	8	8	8	0	0	0	0	54
Agg Assault	12	6	5	5	1	18	11	7	0	0	0	0	65
Agg Assault on Op	0	0	0	0	0	0	0	0	0	0	0	0	0
Burglary	0	0	0	0	0	0	0	0	0	0	0	0	0
Grand Theft	10	8	7	6	4	5	9	7	0	0	0	0	56
Petty Theft	3	4	5	2	3	2	5	12	0	0	0	0	36
GTA	2	2	3	1	4	1	3	6	0	0	0	0	22
BTFV	3	2	1	2	1	0	3	1	0	0	0	0	13
Arson	0	0	1	1	0	0	1	0	0	0	0	0	3
Total	41	26	28	19	21	34	40	41	0	0	0	0	250

Green Line	Jan	Feb	Mar	Apr	May	Jun	Jul	Aug	Sep	Oct	Nov	Dec	YTD
Homicide	0	0	0	0	0	0	0	0	0	0	0	0	0
Rape	0	0	0	0	0	0	0	0	0	0	0	0	0
Robbery	6	1	3	2	6	10	7	12	0	0	0	0	47
Agg Assault	3	1	1	1	2	2	6	4	0	0	0	0	20
Agg Assault on Op	0	0	0	0	0	0	0	0	0	0	0	0	0
Burglary	0	0	0	0	0	0	0	0	0	0	0	0	0
Grand Theft	8	1	3	3	6	7	4	5	0	0	0	0	37
Petty Theft	2	5	1	4	4	4	4	3	0	0	0	0	27
GTA	5	0	8	2	7	4	8	8	0	0	0	0	42
BTFV	3	1	8	2	2	2	0	3	0	0	0	0	21
Arson	0	0	0	0	0	0	0	0	0	0	0	0	0
Total	27	9	24	14	27	29	29	35	0	0	0	0	194

Expo Line	Jan	Feb	Mar	Apr	May	Jun	Jul	Aug	Sep	Oct	Nov	Dec	YTD
Homicide	0	0	0	0	0	0	0	0	0	0	0	0	0
Rape	0	0	0	0	0	0	0	0	0	0	0	0	0
Robbery	1	3	2	2	3	1	0	2	0	0	0	0	14
Agg Assault	1	0	0	0	3	1	2	2	0	0	0	0	9
Agg Assault on Op	0	0	0	0	0	0	0	0	0	0	0	0	0
Burglary	0	0	0	0	0	0	0	0	0	0	0	0	0
Grand Theft	3	6	2	2	9	2	3	3	0	0	0	0	30
Petty Theft	4	4	6	7	6	2	4	4	0	0	0	0	37
GTA	1	0	1	0	0	0	1	0	0	0	0	0	3
BTFV	2	1	0	0	0	0	2	0	0	0	0	0	5
Arson	0	0	0	0	0	0	0	0	0	0	0	0	0
Total	12	14	11	11	21	6	12	11	0	0	0	0	98

Red Line	Jan	Feb	Mar	Apr	May	Jun	Jul	Aug	Sep	Oct	Nov	Dec	YTD
Homicide	0	0	0	0	0	0	0	0	0	0	0	0	0
Rape	0	0	0	0	0	0	0	0	0	0	0	0	0
Robbery	4	3	3	2	4	3	5	7	0	0	0	0	31
Agg Assault	3	2	6	10	9	13	5	2	0	0	0	0	50
Agg Assault on Op	0	0	0	0	0	0	0	0	0	0	0	0	0
Burglary	0	0	0	0	0	0	0	1	0	0	0	0	1
Grand Theft	2	2	1	1	4	1	1	2	0	0	0	0	14
Petty Theft	5	10	9	12	4	6	5	11	0	0	0	0	62
GTA	3	0	0	0	0	0	1	1	0	0	0	0	5
BTFV	0	0	0	0	0	0	0	0	0	0	0	0	0
Arson	0	0	0	0	0	0	0	0	0	0	0	0	0
Total	17	17	19	25	21	23	17	24	0	0	0	0	163

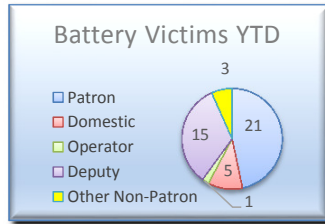
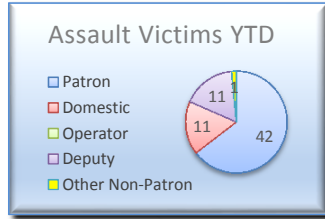
Gold Line	Jan	Feb	Mar	Apr	May	Jun	Jul	Aug	Sep	Oct	Nov	Dec	YTD
Homicide	0	0	0	0	0	0	0	1	0	0	0	0	1
Rape	0	0	0	0	0	0	0	0	0	0	0	0	0
Robbery	2	0	3	2	2	1	1	3	0	0	0	0	14
Agg Assault	4	1	2	1	0	6	0	2	0	0	0	0	16
Agg Assault on Op	0	0	0	0	0	0	0	0	0	0	0	0	0
Burglary	0	1	0	0	1	0	0	0	0	0	0	0	2
Grand Theft	2	2	0	2	0	1	3	0	0	0	0	0	10
Petty Theft	2	5	1	4	4	2	6	6	0	0	0	0	30
GTA	2	0	1	0	1	0	1	1	0	0	0	0	6
BTFV	7	2	2	1	3	2	2	6	0	0	0	0	25
Arson	0	0	0	0	0	0	0	0	0	0	0	0	0
Total	19	11	9	10	11	12	13	19	0	0	0	0	104

* Part 1 Crimes are calculated in accordance with the FBI Uniform Crime Report standards. Homicides, Rapes, and Aggravated Assaults are counted by the number of victims.

BLUE LINE

REPORTED CRIME

PART 1 CRIMES	Aug	YTD
Homicide	0	1
Rape	0	0
Robbery	8	54
Agg Assault	7	65
Agg Assault on Op	0	0
Burglary	0	0
Grand Theft	7	56
Petty Theft	12	36
Motor Vehicle Theft	6	22
Burg/Theft From Vehicle	1	13
Arson	0	3
SUB-TOTAL	41	250
Selected Part 2 Crimes		
Battery	6	51
Battery Rail Operator	0	0
Sex Offenses	1	14
Weapons	3	20
Narcotics	4	68
Trespassing	5	49
Vandalism	4	41
SUB-TOTAL	23	243
TOTAL	64	493



Part 1 Crimes per Station

Station	Aug	YTD
7th/Metro	0	8
Pico	1	4
Grand	0	11
San Pedro	1	5
Washington	1	4
Vernon	2	4
Slauson	1	11
Florence	2	19
Firestone	1	12
103rd St	6	15
Willowbrook	5	37
Compton	3	17
Artesia	3	21
Del Amo	8	26
Wardlow	1	5
Willow	4	26
PCH	0	2
Anaheim	2	6
5th St	0	3
1st St	0	1
Transit Mall	0	8
Pacific	0	4
Rail Yard	0	1
Total	41	250

ARRESTS

Type	Aug	YTD
Felony	21	234
Misdemeanor	110	945
TOTAL	131	1179

CITATIONS

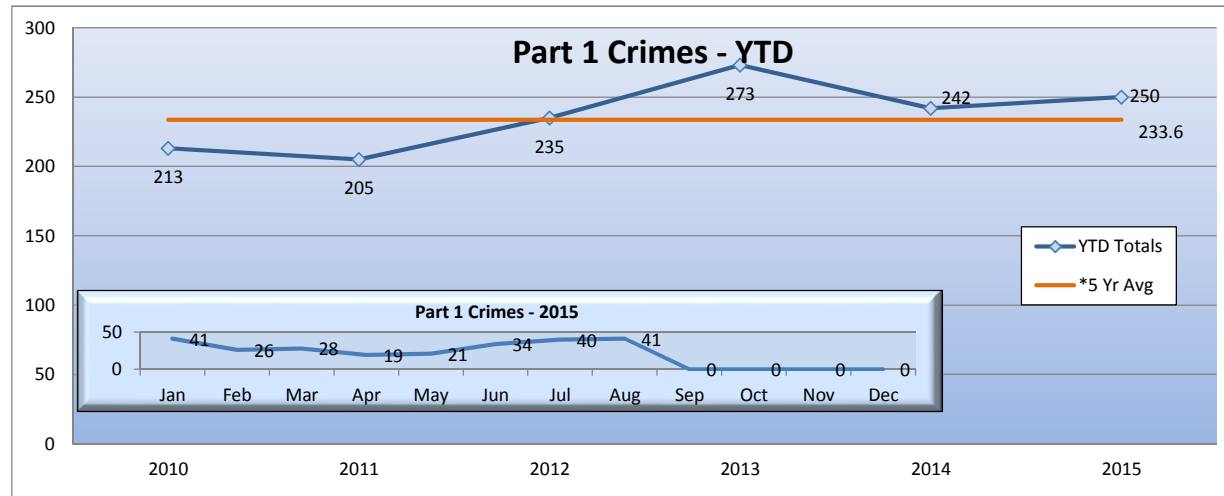
Type	Aug	YTD
Fare Evasion Citations	1,038	6,693
Other Citations	64	712
Vehicle Code Citations	158	1,937
TOTAL	1,260	9,342

CALLS FOR SERVICE

TYPE	Aug		YTD	
	Total	Avg	Total	Avg
Emergency	35	5.7	229	4.8
Priority	214	10.2	1517	12.0
Routine	204	26.5	1611	22.1
Total	453	17.2	3357	16.4

FARE ENFORCEMENT

	Aug	YTD
Ridership	2,067,519	16,748,405
Contacts	80,165	817,645
% of Patrons Inspected	3.88	4.88
Boardings	0	3,130
Ride	0	0
Fare Warning	0	2,022



Blue Line Highlights

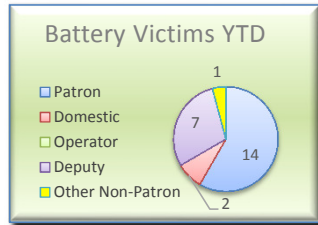
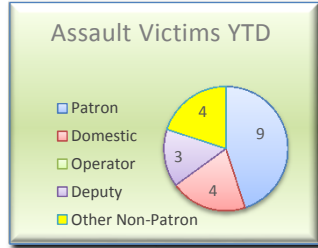
The Blue Line had 8 more part 1 crimes, which is a 3% increase from the same period last year.

Part 1 crimes per 1,000,000 riders were up from the same period last year.

*5 yr average is based on the average of part 1 crimes from 2010 - 2014.

GREEN LINE

REPORTED CRIME		
PART 1 CRIMES	Aug	YTD
Homicide	0	0
Rape	0	0
Robbery	12	47
Agg Assault	4	20
Agg Assault on Op	0	0
Burglary	0	0
Grand Theft	5	37
Petty Theft	3	27
Motor Vehicle Theft	8	42
Burg/Theft From Vehicle	3	21
Arson	0	0
SUB-TOTAL	35	194
Selected Part 2 Crimes		
Battery	2	26
Battery Rail Operator	0	0
Sex Offenses	1	5
Weapons	0	5
Narcotics	1	24
Trespassing	0	7
Vandalism	1	23
SUB-TOTAL	5	90
TOTAL	40	284



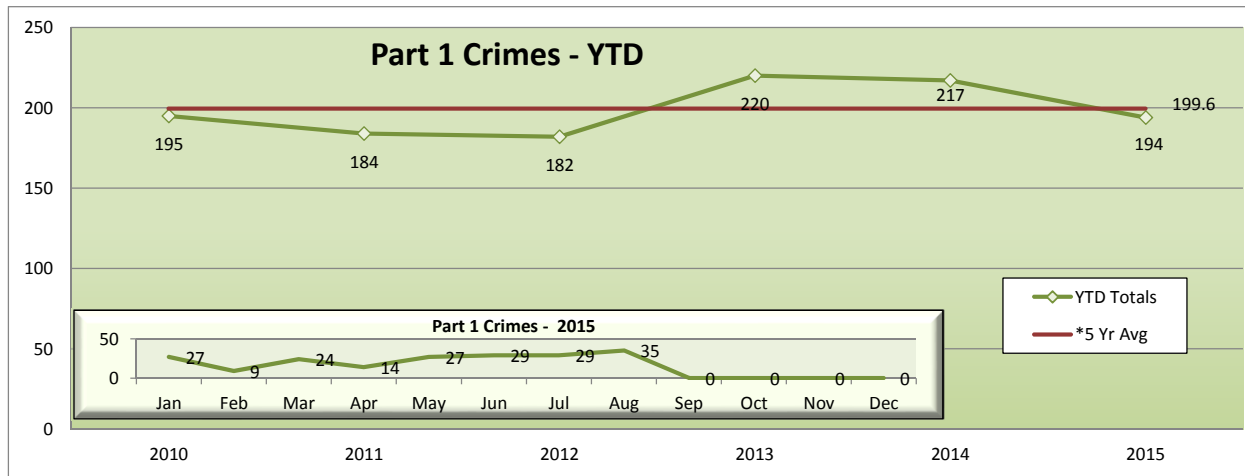
Part 1 Crimes per Station		
Station	Aug	YTD
Redondo Beach	0	3
Douglas	1	2
El Segundo	0	1
Mariposa	0	1
Aviation	2	24
Hawthorne	4	15
Crenshaw	3	16
Vermont	3	12
Harbor	2	20
Avalon	2	17
Willowbrook	7	30
Long Beach	4	23
Lakewood	3	16
Norwalk	4	14
Total	35	194

ARRESTS		
Type	Aug	YTD
Felony	15	85
Misdemeanor	19	214
TOTAL	34	299

CITATIONS		
Type	Aug	YTD
Fare Evasion Citations	147	3,201
Other Citations	22	397
Vehicle Code Citations	62	569
TOTAL	231	4,167

CALLS FOR SERVICE				
TYPE	Aug		YTD	
	Total	Avg	Total	Avg
Emergency	17	4.1	85	5.3
Priority	70	10.3	598	13.2
Routine	134	25.7	951	20.3
Total	221	19.2	1634	17.0

FARE ENFORCEMENT		
	Aug	YTD
Ridership	1,014,747	8,023,956
Contacts	106,777	946,036
% of Patrons Inspected	10.52	11.79
Boardings	0	3,256
Ride	0	0
Fare Warning	0	998



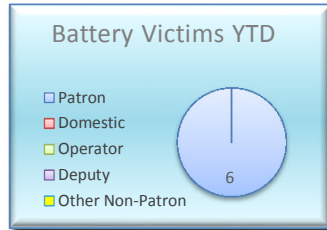
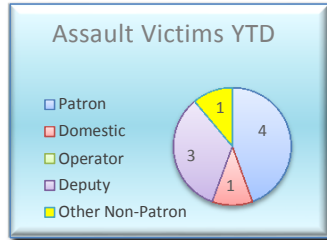
*5 yr average is based on the average of part 1 crimes from 2010 - 2014.

Green Line Highlights
The Green Line had 23 less part 1 crimes, which is a 11% decrease from the same period last year.
Part 1 crimes per 1,000,000 riders were down from the same period last year.

EXPO LINE

REPORTED CRIME

PART 1 CRIMES	Aug	YTD
Homicide	0	0
Rape	0	0
Robbery	2	14
Agg Assault	2	9
Agg Assault on Op	0	0
Burglary	0	0
Grand Theft	3	30
Petty Theft	4	37
Motor Vehicle Theft	0	3
Burg/Theft From Vehicle	0	5
Arson	0	0
SUB-TOTAL	11	98
Selected Part 2 Crimes		
Battery	0	7
Battery Rail Operator	0	0
Sex Offenses	1	2
Weapons	0	5
Narcotics	0	4
Trespassing	0	7
Vandalism	2	25
SUB-TOTAL	3	50
TOTAL	14	148



Part 1 Crimes per Station

Station	Aug	YTD
7th/Metro	0	0
Pico	0	0
23rd St	1	4
Jefferson/USC	1	4
Expo/USC	0	3
Expo/Vermont	1	4
Expo/Western	1	8
Expo/Crenshaw	0	8
Farmdale	0	4
La Brea	0	4
La Cienega	1	16
Culver City	6	43
Total	11	98

ARRESTS

Type	Aug	YTD
Felony	1	40
Misdemeanor	7	113
TOTAL	8	153

CITATIONS

Type	Aug	YTD
Fare Evasion Citations	147	1,629
Other Citations	26	141
Vehicle Code Citations	130	1,415
TOTAL	303	3,185

CALLS FOR SERVICE

TYPE	Aug		YTD	
	Total	Avg	Total	Avg
Emergency	9	3.9	39	5.6
Priority	48	11.8	330	13.0
Routine	57	22.8	488	22.6
Total	114	16.7	857	18.1

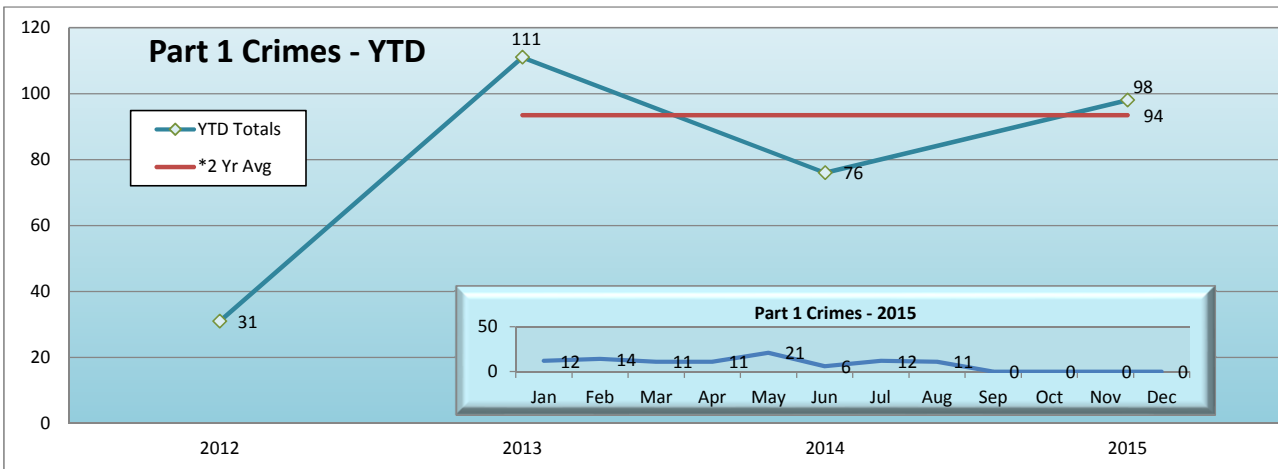
FARE ENFORCEMENT

	Aug	YTD
Ridership	814,438	6,507,294
Contacts	36,063	365,459
% of Patrons Inspected	4.43	5.62
Boardings	0	1,899
Ride	0	0
Fare Warning	0	1,590

Expo Line Highlights

The Expo Line had 22 more part 1 crime, which is a 29% increase from the same period last year.

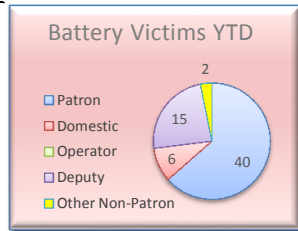
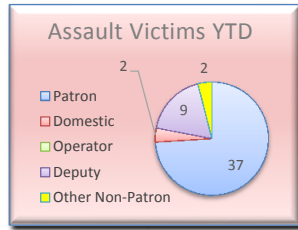
Part 1 crimes per 1,000,000 riders were up from the same period last year.



*Expo line opened in April 2012, so a 2 yr average from 2013 - 2014 is calculated.

RED LINE

REPORTED CRIME		
PART 1 CRIMES	Aug	YTD
Homicide	0	0
Rape	0	0
Robbery	7	31
Agg Assault	2	50
Agg Assault on Op	0	0
Burglary	1	1
Grand Theft	2	14
Petty Theft	11	62
Motor Vehicle Theft	1	5
Burg/Theft From Vehicle	0	0
Arson	0	0
SUB-TOTAL	24	163
Selected Part 2 Crimes		
Battery	6	69
Battery Rail Operator	0	0
Sex Offenses	2	21
Weapons	2	11
Narcotics	4	65
Trespassing	0	21
Vandalism	1	23
SUB-TOTAL	15	210
TOTAL	39	373



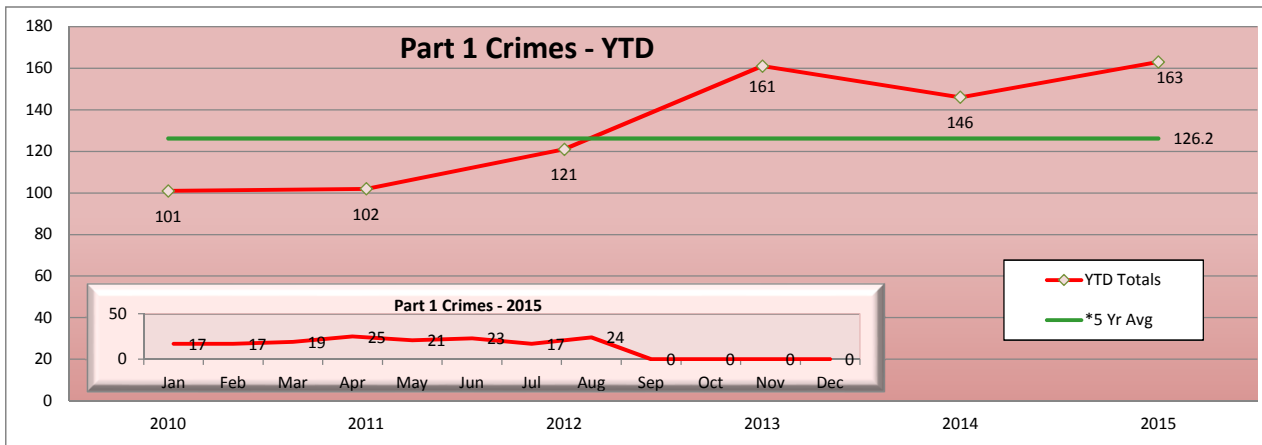
Part 1 Crimes per Station		
Station	Aug	YTD
Union Station	0	12
Civic Center	0	2
Pershing Square	2	12
7th/Metro	1	8
Westlake	4	19
Wilshire/Vermont	3	17
Wilshire/Normandie	0	2
Vermont/Beverly	0	0
Wilshire/Western	1	4
Vermont/Santa Monica	2	7
Vermont/Sunset	1	8
Hollywood/Western	0	7
Hollywood/Vine	2	6
Hollywood/Highland	1	14
Universal	1	11
North Hollywood	5	31
Red Line Rail Yard	1	3
Total	24	163

ARRESTS		
Type	Aug	YTD
Felony	13	172
Misdemeanor	87	702
TOTAL	100	874

CITATIONS		
Type	Aug	YTD
Fare Evasion Citations	1,038	8,309
Other Citations	139	943
Vehicle Code Citations	203	1,819
TOTAL	1,380	11,071

CALLS FOR SERVICE				
TYPE	Aug		YTD	
	Total	Avg	Total	Avg
Emergency	14	4.9	134	6.1
Priority	187	16.4	1527	13.8
Routine	256	25.1	1832	23.9
Total	457	20.9	3493	18.8

FARE ENFORCEMENT		
	Aug	YTD
Ridership	3,902,386	30,985,934
Contacts	151,020	1,467,679
% of Patrons Inspected	3.87	4.74
Boardings	0	8,999
Ride	0	0
Fare Warning	0	3,950



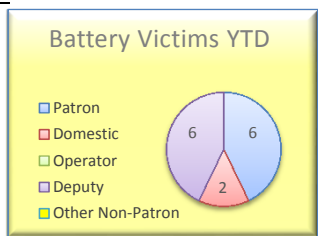
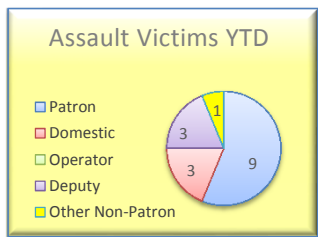
RED Line Highlights
The Red Line had 17 more part 1 crimes which is a 12% increase from the same period last year.

Part 1 crimes per 1,000,000 riders were up from the same period last year.

*5 yr average is based on the average of part 1 crimes from 2010 - 2014.

GOLD LINE

REPORTED CRIME		
PART 1 CRIMES	Aug	YTD
Homicide	1	1
Rape	0	0
Robbery	3	14
Agg Assault	2	16
Agg Assault on Op	0	0
Burglary	0	2
Grand Theft	0	10
Petty Theft	6	30
Motor Vehicle Theft	1	6
Burg/Theft From Vehicle	6	25
Arson	0	0
SUB-TOTAL	19	104
Selected Part 2 Crimes		
Battery	2	16
Battery Rail Operator	0	0
Sex Offenses	1	3
Weapons	1	6
Narcotics	1	23
Trespassing	0	4
Vandalism	1	30
SUB-TOTAL	6	82
TOTAL	25	186



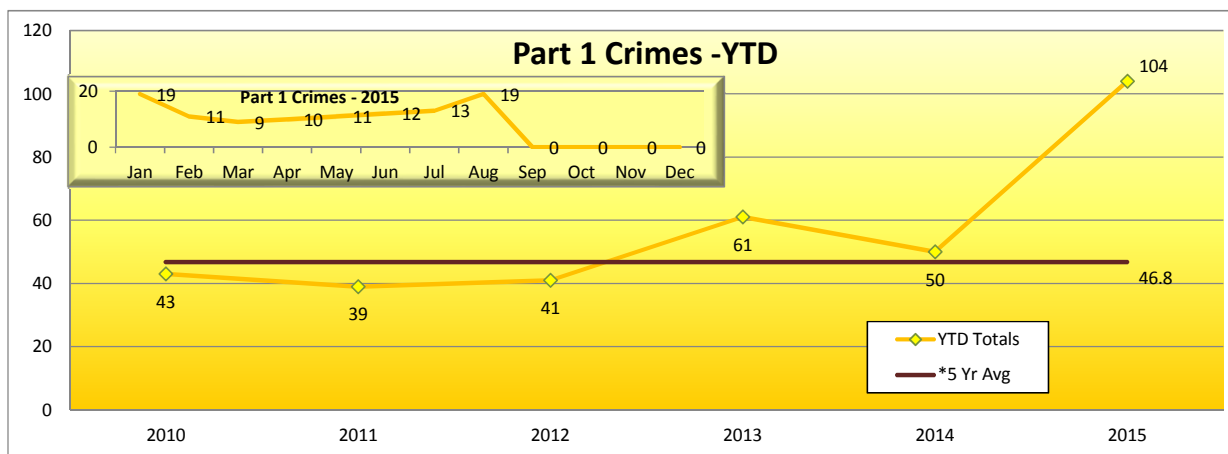
Part 1 Crimes per Station		
Station	Aug	YTD
Sierra Madre	1	23
Allen	0	4
Lake	0	2
Memorial Park	1	2
Del Mar	0	3
Fillmore	0	0
South Pasadena	0	3
Highland Park	0	11
SW Museum	0	1
Heritage Square	4	9
Lincoln Heights	2	5
Chinatown	1	1
Union Station	3	10
Little Tokyo	0	4
Pico	0	0
Mariachi	0	1
Soto	3	7
Indiana	1	13
Maravilla	0	0
East La	0	0
Atlantic	3	5
Total	19	104

ARRESTS		
Type	Aug	YTD
Felony	6	43
Misdemeanor	23	221
TOTAL	29	264

CITATIONS		
Type	Aug	YTD
Fare Evasion Citations	285	3,037
Other Citations	26	354
Vehicle Code Citations	140	854
TOTAL	451	4,245

CALLS FOR SERVICE				
TYPE	Aug		YTD	
	Total	Avg	Total	Avg
Emergency	8	7.6	48	7.9
Priority	109	21.0	641	16.4
Routine	88	24.4	682	26.0
Total	205	21.9	1371	20.9

FARE ENFORCEMENT		
	Aug	YTD
Ridership	1,198,787	9,331,223
Contacts	78,875	742,996
% of Patrons Inspected	6.58	7.96
Boardings	0	5,140
Ride	0	0
Fare Warning	12	2,454



Gold Line Highlights

The Gold Line had 54 more part 1 crimes, which is an 108% increase of from the same period last year.

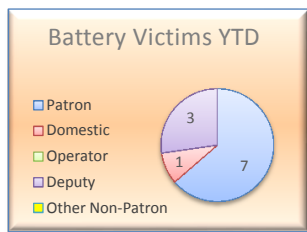
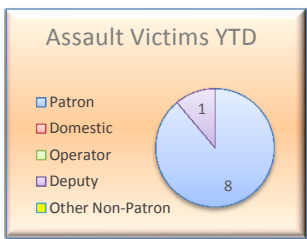
Part 1 crimes per 1,000,000 riders were up from the same period last year.

*5 yr average is based on the average of part 1 crimes from 2010 - 2014.

ORANGE LINE

REPORTED CRIME

PART 1 CRIMES	Aug	YTD
Homicide	0	0
Rape	0	0
Robbery	0	3
Agg Assault	3	9
Agg Assault on Op	0	0
Burglary	0	0
Grand Theft	0	5
Petty Theft	3	23
Motor Vehicle Theft	0	5
Burg/Theft From Vehicle	0	1
Arson	0	0
SUB-TOTAL	6	46
Selected Part 2 Crimes		
Battery	3	14
Battery Bus Operator	0	0
Sex Offenses	0	1
Weapons	0	3
Narcotics	0	7
Trespassing	0	3
Vandalism	1	15
SUB-TOTAL	4	43
TOTAL	10	89



Part 1 Crimes per Station

Station	Aug	YTD
North Hollywood	2	5
Laurel Canyon	0	1
Valley College	0	1
Woodman	0	2
Van Nuys	1	5
Sepulveda	0	4
Woodley	1	2
Balboa	1	7
Reseda	0	7
Tampa	0	1
Pierce College	0	2
De Soto	1	1
Canoga	0	2
Warner Center	0	0
Sherman Way	0	2
Roscoe	0	1
Nordhoff	0	1
Chatsworth	0	2
Total	6	46

ARRESTS

Type	Aug	YTD
Felony	3	29
Misdemeanor	9	168
TOTAL	12	197

CITATIONS

Type	Aug	YTD
Fare Evasion Citations	242	1,751
Other Citations	4	33
Vehicle Code Citations	63	612
TOTAL	309	2,396

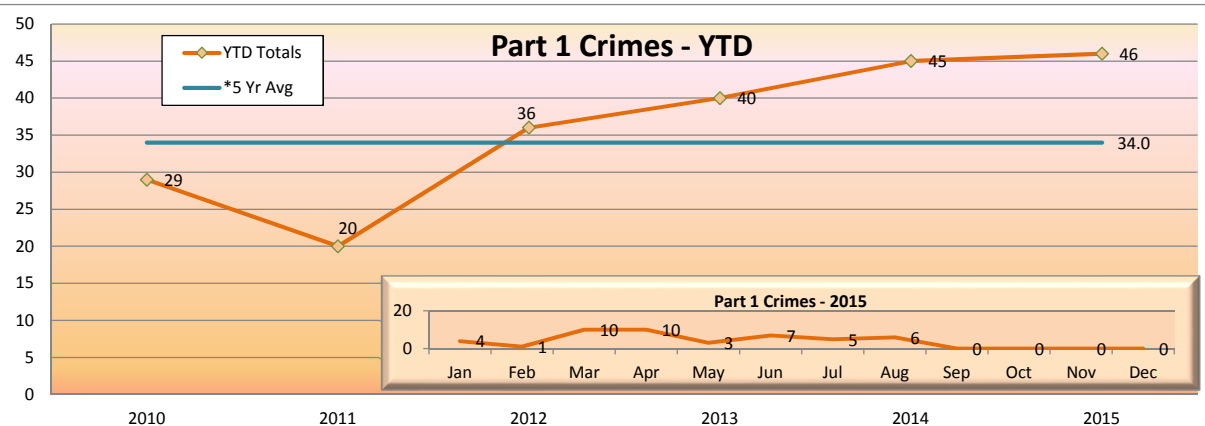
CALLS FOR SERVICE

TYPE	Aug		YTD	
	Total	Avg	Total	Avg
Emergency	1	6.0	22	8.1
Priority	32	16.0	293	16.4
Routine	36	21.9	257	26.4
Total	69	19.0	572	20.6

FARE ENFORCEMENT

	Aug	YTD
Ridership	656,298	5,617,829
Contacts	57,084	531,686
% of Patrons Inspected	8.70	9.46
Boardings	30	9,304
Ride	0	48
Fare Warning	1	546

Part 1 Crimes - YTD



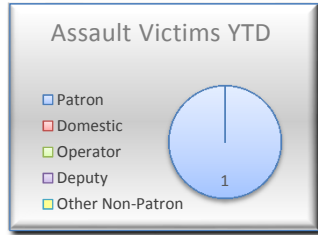
Orange Line Highlights

The Orange Line had 1 more part 1 crimes, which is a 2% increase from the same period last year.

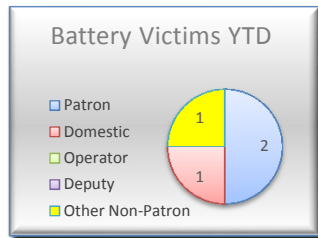
Part 1 crimes per 1,000,000 riders were down from the same period last year.

SILVER LINE

REPORTED CRIME		
PART 1 CRIMES	Aug	YTD
Homicide	0	0
Rape	0	1
Robbery	0	0
Agg Assault	0	1
Agg Assault on Op	0	0
Burglary	0	1
Grand Theft	0	0
Petty Theft	1	3
Motor Vehicle Theft	0	0
Burg/Theft From Vehicle	0	1
Arson	0	0
SUB-TOTAL	1	7
Selected Part 2 Crimes		
Battery	0	4
Battery Bus Operator	0	0
Sex Offenses	0	0
Weapons	0	0
Narcotics	0	1
Trespassing	0	0
Vandalism	0	7
SUB-TOTAL	0	12
TOTAL	1	19



Part 1 Crimes per Station		
Station	Aug	YTD
El Monte	0	2
Cal State LA	0	0
LAC/USC	0	0
Alameda	0	0
Downtown	1	1
37th St/USC	0	0
Slauson	0	0
Manchester	0	0
Harbor Fwy	0	1
Rosecrans	0	0
Harbor/Gateway	0	3
Total	1	7

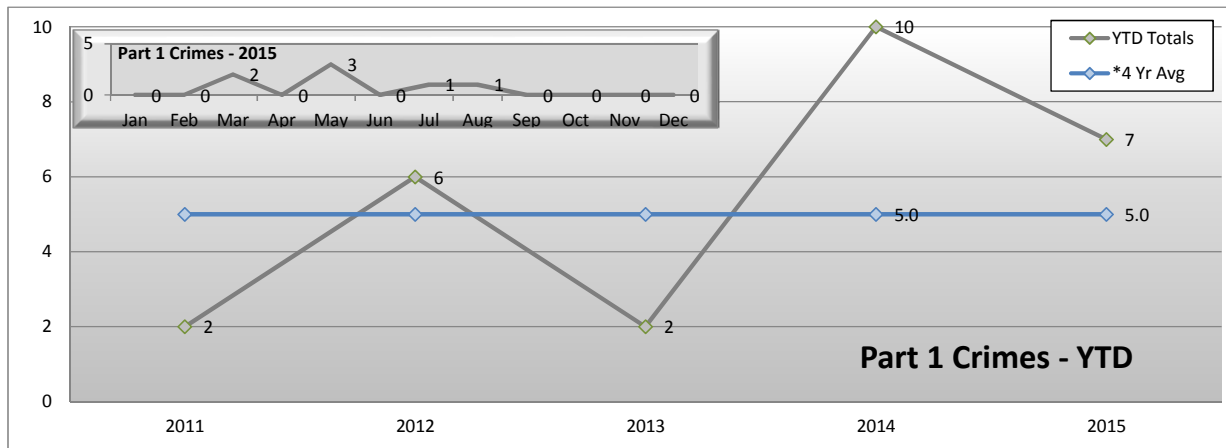


ARRESTS		
Type	Aug	YTD
Felony	0	6
Misdemeanor	2	11
TOTAL	2	17

CITATIONS		
Type	Aug	YTD
Fare Evasion Citations	1	6
Other Citations	19	97
Vehicle Code Citations	19	109
TOTAL	39	212

CALLS FOR SERVICE				
TYPE	Aug		YTD	
	Total	Avg	Total	Avg
Emergency	0	0.0	6	5.3
Priority	6	18.5	81	12.5
Routine	9	20.1	54	18.6
Total	15	19.5	141	14.5

FARE ENFORCEMENT		
	Aug	YTD
Ridership	349,292	2,880,935
Contacts	290	2,422
% of Patrons Inspected	0.08	0.08
Boardings	108	667
Ride	0	13
Fare Warning	21	74



Silver Line Highlights

The Silver Line had 3 less part 1 crimes, which is a 30% decrease from the same period last year.

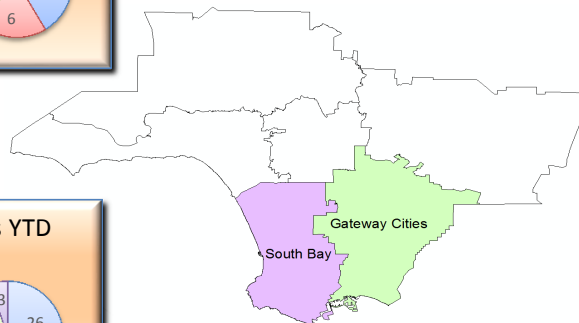
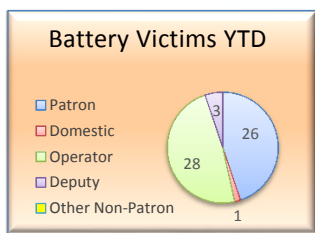
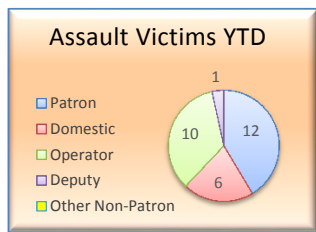
Part 1 crimes per 1,000,000 riders were down from the same period last year.

*4 yr average is based on the average of part 1 crimes from 2011 - 2014.

South Bus Patrol

REPORTED CRIME		
PART 1 CRIMES	Aug	YTD
Homicide	0	0
Rape	0	0
Robbery	3	20
Agg Assault	2	19
Agg Assault on Op	2	10
Burglary	0	1
Grand Theft	1	24
Petty Theft	5	20
Motor Vehicle Theft	0	2
Burg/Theft From Vehicle	3	4
Arson	0	0
SUB-TOTAL	16	100
Selected Part 2 Crimes		
Battery	5	30
Battery Bus Operator	5	28
Sex Offenses	1	8
Weapons	1	12
Narcotics	2	35
Trespassing	0	3
Vandalism	8	30
SUB-TOTAL	22	146
TOTAL	38	246

Part 1 Crimes per Sector		
Sector	Aug	YTD
Gateway Cities	5	20
South Bay	11	80
Total	16	100



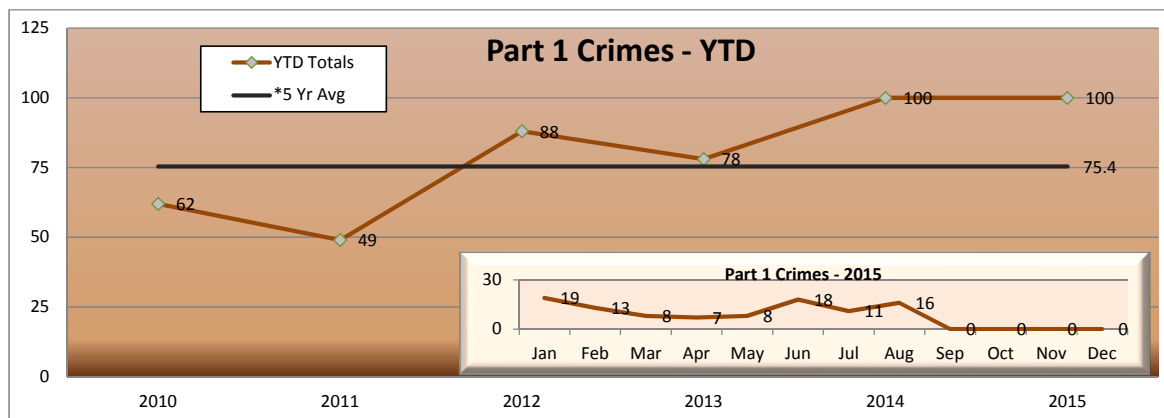
ARRESTS		
Type	Aug	YTD
Felony	14	115
Misdemeanor	63	553
TOTAL	77	668

CITATIONS		
Type	Aug	YTD
Fare Evasion Citations	3	94
Other Citations	7	18
Vehicle Code Citations	15	613
TOTAL	25	725

CALLS FOR SERVICE				
TYPE	Aug		YTD	
	Total	Avg	Total	Avg
Emergency	7	7.6	66	8.5
Priority	107	14.8	799	15.0
Routine	113	25.8	767	26.0
Total	227	20.1	1,632	19.9

FARE ENFORCEMENT*

*South Bus Fare Enforcement data is combined with North Bus.



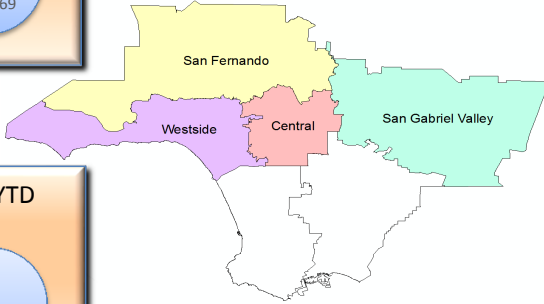
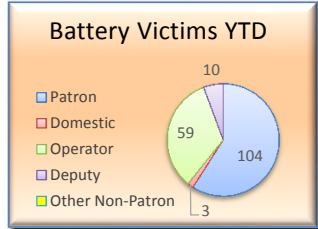
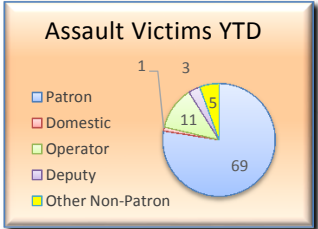
*5 yr average is based on the average of part 1 crimes from 2010 - 2014.

South Bus Highlights
The South bus Lines had the same amount of part 1 crimes from the same period last year.

North Bus Patrol

REPORTED CRIME		
PART 1 CRIMES	Aug	YTD
Homicide	0	0
Rape	0	1
Robbery	5	58
Agg Assault	16	78
Agg Assault on Op	2	11
Burglary	1	2
Grand Theft	12	55
Petty Theft	14	65
Motor Vehicle Theft	0	3
Burg/Theft From Vehicle	1	2
Arson	0	0
SUB-TOTAL	51	275
Selected Part 2 Crimes		
Battery	17	117
Battery Bus Operator	8	59
Sex Offenses	5	25
Weapons	3	10
Narcotics	4	42
Trespassing	2	19
Vandalism	9	81
SUB-TOTAL	48	353
TOTAL	99	628

Part 1 Crimes per Sector		
Sector	Aug	YTD
San Gabriel	5	20
Westside	13	34
San Fernando	10	26
Central	23	195
Total	51	275

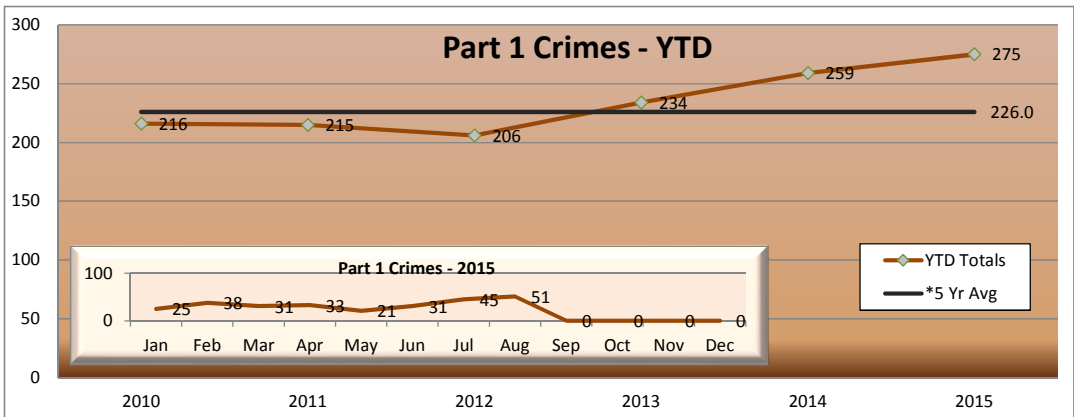


ARRESTS		
Type	Aug	YTD
Felony	21	190
Misdemeanor	79	643
TOTAL	100	833

CITATIONS		
Type	Aug	YTD
Fare Evasion Citations	119	450
Other Citations	34	291
Vehicle Code Citations	968	7,229
TOTAL	1,121	7,970

CALLS FOR SERVICE				
TYPE	Aug		YTD	
	Total	Avg	Total	Avg
Emergency	47	6.6	230	7.6
Priority	389	15.1	2,969	15.9
Routine	398	22.9	2,763	26.5
Total	834	18.3	5,962	20.5

FARE ENFORCEMENT		
	Aug	YTD
Ridership*	25,501,376	213,894,009
Contacts	3,690	51,729
% of Patrons Inspected	0.01	0.02
Boardings	3,729	35,941
Rides	2,345	12,989
Fare Warning	520	3,228

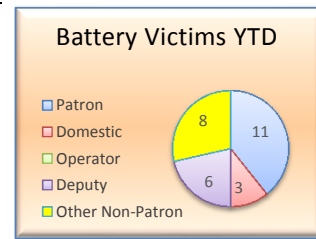
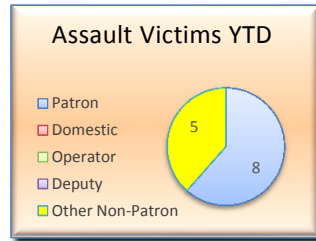


North Bus Highlights
The North Bus Lines had 16 more part 1 crimes, which is a 6% increase from the same period last year.

*5 yr average is based on the average of part 1 crimes from 2010 - 2014.

Union Station

REPORTED CRIME		
PART 1 CRIMES	Aug	YTD
Homicide	0	0
Rape	0	0
Robbery	1	1
Agg Assault	0	13
Agg Assault on Op	0	0
Burglary	0	2
Grand Theft	1	4
Petty Theft	0	19
Motor Vehicle Theft	0	3
Burg/Theft From Vehicle	0	4
Arson	0	0
SUB-TOTAL	2	46
Selected Part 2 Crimes		
Battery	3	28
Battery Bus Operator	0	0
Sex Offenses	0	3
Weapons	1	6
Narcotics	3	25
Trespassing	0	7
Vandalism	1	2
SUB-TOTAL	8	71
TOTAL	10	117



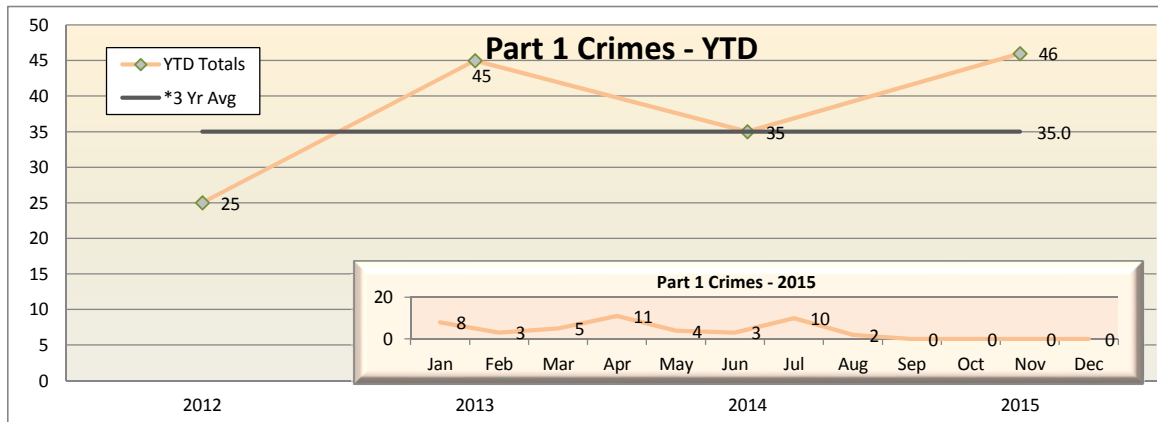
Part 1 Crimes at Union Station		
Side	Aug	YTD
Westside	2	29
Eastside	0	17
Total	2	46



ARRESTS		
Type	Aug	YTD
Felony	10	65
Misdemeanor	37	152
TOTAL	47	217

CITATIONS		
Type	Aug	YTD
Fare Evasion Citations	1	83
Other Citations	1	123
Vehicle Code Citations	10	130
TOTAL	12	336

CALLS FOR SERVICE				
TYPE	Aug		YTD	
	Total	Avg	Total	Avg
Emergency	3	2.0	17	8.9
Priority	19	105.3	282	13.3
Routine	25	22.5	329	15.8
Total	47	54.7	628	14.5



Union Station Highlights

Union Station had 11 more part 1 crimes, which is a 31% increase from the same period last year.

*3 yr average is based on the average of part 1 crimes from 2012 - 2014.



LOS ANGELES COUNTY SHERIFF'S DEPARTMENT
 TRANSIT POLICING DIVISION
 RONENE M. ANDA, CHIEF

**ALLOCATION OF LAW ENFORCEMENT SERVICES
 RESERVE COMPANY SERVICES
 August 2015**

	JAN	FEB	MAR	APR	MAY	JUN	JUL	AUG	SEP	OCT	NOV	DEC	YTD
TSB San Fernando Valley	121	82	149	114	58	142	37	91					794
Westside/Central Motors	156	193	362	318	316	251	306	287					2189
SGV Volunteer Company	437	385	397	286	294	271	300	283					2653
Blue/Green Line Sector	32	22	22	93	64	84	87	44					448
TOTAL	746	682	930	811	732	748	730	705	0	0	0	0	6084

*Each month, Reserve totals will display totals from the previous month because totals are not submitted until the end of each month.

The LASD reserve units are attached to regular LASD units of assignments. The reserves are there to perform the same function as any deputy. In that way, the reserves augment the force at no increase in cost. Contract agencies benefit significantly by the presence of reserves since they are directly paying for the LASD contract and do not have to pay for the additional reserve force.

*N/C = Not Complete

www.lasdreserve.org

Bus Operator Assault Matrix

ATTACHMENT B

Line	Type	Date	Day	Time	Narrative	Arrest Made	Charges Requested	Charges Filed	Sentence (Probation/Time/Jail or Prison)
L111	NAA	1/1/2015	Thu	15:00	Assault sus arrested for grabbing vic's crotch and spitting on him	Yes	243.3PC		Case Reject - No filing by the city
L704	NAA	1/5/2015	Mon	8:00	Sus MH/40-50/508/175 spit on bus op over fare				
L71	NAA	1/7/2015	Wed	13:50	Sus FB/40/507/130/Blk/Bro threw water on bus op for previous problems				
L710	NAA	1/7/2015	Wed	19:55	Sus MB/25-35/506/140 spit on bus op over smoking policy				
L165	Sex Crime	1/7/2015	Wed	6:00	Sus MB/30/600/160 took off shirt and pants on bus				
L240	NAA	1/10/2015	Sat	1:30	Sus MH/25-35/509/190/Blk/Brn spit on bus op over fare				
L117	AA	1/11/2015	Sun	12:20	Assault suspects arrested for punching bus op over fare	Yes	243.3PC	243.3PC	Referred to C.A. for misdemeanor - Case rejected
L770	NAA	1/12/2015	Mon	16:45	Sus Castillo, Christopher punched vic in chest over bus fare	Yes	647(F)PC; 853.7PC	647(F)PC; 853.7PC	Alhambra (Call)
L108	AA	1/14/2015	Wed	11:30	Assault suspect arrested for stabbing bus op w/ screwdriver for cutting him off	Yes	422(A)PC & 14601.1(A)PC	422(A)PC & 14601.1(A)PC	Case still in court
L780	NAA	1/15/2015	Thu	19:20	Sus MB/20s/601/150/red punched bus op in face over demanding to stop				
L18	NAA	1/20/2015	Tue	14:30	Sus MB/509/200/30s punched bus op in face on bus				
L780	NAA	1/23/2015	Fri	15:45	Battery suspect arrested for hitting bus op over fare	Yes	243.3PC	243.3PC	Convicted - 24 months probation
L48	AA	2/2/2015	Mon	10:32	Battery sus arrested for hitting bus op with cane	Yes	243.3PC	243.3PC	No filing - Reject, interest of justice
L117	NAA	2/2/2015	Mon	17:57	Sus MB/16/507-508/170-180 threw ice cubes at bus op over fare				
L60	NAA	2/4/2015	Wed	11:04	Battery sus arrested for rubbing bus op leg	Yes	243.3PC	243.3PC	Case Rejected by the DA - Insufficient Evidence
L53	NAA	2/7/2015	Sat	14:15	Sus MH/18-25/506/150 spit on bus op for quoting fare				
L754	NAA	2/7/2015	Sat	17:45	Sus FB/49-50/507/160/Bln/Bro punched and kicked the bus op regarding policy				
L754	NAA	2/7/2015	Sat	17:21	Sus MH/40/511/190/Blk/Bro swung his fits three times at bus op and spit on him regarding quoted fare				
L757	NAA	2/10/2015	Tue	20:47	Sus bf Taylor, Donta punched bus op in face three times over domestic argument				
L611	NAA	2/12/2015	Thu	14:15	Sus FB/40s/Blk/Bro threw hot soup at the bus op				
L760	NAA	2/13/2015	Fri	10:52	Mutual combat of bus op/passenger				
L204	NAA	2/13/2015	Fri	0:42	Attempt Carjacking Sus arrested	Yes	10851(a)CVC & 243.3PC	10851(a)CVC & 243.3PC	Convicted - 30 Days Jail & 1 year Summary Probation
L460	AA	2/25/2015	Wed	10:15	Assault sus arrested for assaulting bus op	Yes	245(A)(1)PC; 211PC	245(A)(1)PC; 211PC	Case still in court
L33	NAA	2/27/2015	Fri	3:30	Assault sus arrested for hitting bus op	Yes	242PC	242PC	No filing
L83	NAA	3/1/2015	Sun	17:45	Sus MB/34-36/507-509/160-180 punched bus op in face over wanting a different bus line information	No	243.3PC		Suspect deceased
L2	NAA	3/4/2015	Wed	16:10	Sus MB/40-50/506-509/150-170 punched the bus op in the face over stating the fare and punched a bus patron				
L45	NAA	3/10/2015	Tue	16:45	Sus MB/18/511/150 spit on bus op when he asked to see Tap Card	Yes	243.3PC	243.3PC	Summary Probation
L910	NAA	3/14/2015	Sat	13:45	Sus FB/30-35*507-508/150-160/Blk/Bro w/ Tiger paw tattoos on thighs spit on bus op				
L4	NAA	3/16/2015	Mon	21:54	Battery sus arrested for spitting on bus op	Yes	242/243.3PC; 640(D)(1)PC	242/243.3PC; 640(D)(1)PC	Convicted - 1 year Summary Probation & 8 days jail
L761	NAA	3/17/2015	Tue	8:30	Sus MW/50-55/508/160 spit on bus op				
L2	NAA	3/18/2015	Wed	9:30	Sus FW/25/Bro/Grn threw cold coffee at bus op over bus detour				
L-Silver	NAA	3/19/2015	Thu	21:05	Sus MW/600/180 threw food at bus op for missing stop				
L150	NAA	3/20/2015	Fri	17:30	Sus MW/600/200/Bln/Brn punched bus op in face over fare				
L210	NAA	3/21/2015	Sat	20:05	Battery sus arrested for throwing cold liquid at bus op	Yes	243.3PC	243.3PC	Warrant issued for arrest - \$26,000
L18	AA	3/23/2015	Mon	17:45	Sus MH/600/200 threatened bus op with knife demanded stop				
L260	NAA	3/25/2015	Wed	13:15	Battery sus arrested for shoving bus op	Yes	242/243.3PC	242/243.3PC	Reject - Insufficient evidence
L20	NAA	3/27/2015	Fri	7:00	Sus MB/509/160/30yrs punched bus op after he woke him up				
L204	Robbery	3/27/2015	Fri	12:00	Sus MB/25-30/510-600/175-200/Blk/Brn stole change from fare box, pinned bus op arm when she tried to stop him and exited bus				
L10	NAA	3/27/2015	Fri	16:00	Sus MB/50-55/508/160/Blk/Brn pushed the bus op for telling him it was illegal to drink alcohol on bus				
L720	NAA	3/31/2015	Tue	15:20	Sus MB/28-35/509/190 threw cold liquid at bus op when asked about fare				
L70	AA	4/1/2015	Wed	23:33	Sus MH/18 hit bus op in face for quoting fare	Yes	245(A)(1)PC	245(A)(1)PC	Convicted - 3 years state prison
L757	NAA	4/1/2015	Wed	14:50	Sus FA/50-60/500-502/100-120/Bro/Bro hit bus op on forearm with palm over bus route				
L120	NAA	4/3/2015	Fri	13:15	Sus FB/20/507/125/Blk/Blk threw cold liquid on bus op after he demanded stop				
L603	AA	4/5/2015	Sun	14:46	Assault suspect arrested for shooting at a bus, bus op hit with glass	Yes	246.3PC	246.3PC	Case still in court
L207	NAA	4/5/2015	Sun	19:25	Sus MB/511/200/50-55yrs spat on bus op b/c air conditioner was on	Yes	243.3PC		No Filing
L108	Robbery	4/8/2015	Wed	14:45	Attempt Robbery sus arrested	Yes	211PC	211PC	Case adjudicate - Juvenile camp - 3 months
L720	Robbery	4/9/2015	Thu	16:50	Robbery sus arrested	Yes	211PC	211PC	Convicted - 180 days jail & 3 year summary probation - Vic uncoop
L206	NAA	4/15/2015	Wed	17:55	Sus FB/50-55/503-505/120-130/Blk/Bro struck bus op in face for almost running into him				
L206	NAA	4/15/2015	Wed	17:55	Vic (bus op) non-desirous of prosecution	No	243.3PC		Victim non-desirous
L233	NAA	4/16/2015	Thu	12:46	Battery sus arrested for spitting on bus op	Yes	415.3PC & 243.3PC	415.3PC & 243.3PC	Warrant

* Highlighted in yellow, have court dates pending or have been referred to the LA County Attorney's Office with no disposition yet.

Bus Operator Assault Matrix

ATTACHMENT B

Line	Type	Date	Day	Time	Narrative	Arrest Made	Charges Requested	Charges Filed	Sentence (Probation/Time/Jail or Prison)
L704	NAA	4/17/2015	Fri	7:00	Sus MH/45/507/170 spit on the bus op for quoting fare after TAP cards had no funds				
L233	NAA	4/17/2015	Fri	8:00	Sus FB/40-41/509/110/Blk/Brn threw food at bus op for almost hitting her				
L207	NAA	4/18/2015	Sat	14:30	Sus FB/25-30/507/medium/Blk/Blk threw liquid and liquor bottle at bus op for unknown reason				
L33	NAA	4/22/2015	Wed	14:15	MW/507-509/130/30-40hrs spat on bus op over fare				
L754	NAA	4/23/2015	Thu	12:52	Sus MH spat on bus op over fare				
L233	NAA	4/24/2015	Fri	21:05	Sus MH/508/170/30 threw dirt on bus op for calling depts on him				
L2	Sex Crime	4/30/2015	Thu	11:40	Sus MB/509/250/Blk/Bro masturbated by bus op				
L152	NAA	4/26/2015	Sun	11:42	Sus MH/30-35/508/150/Blk/Bro spit in bus op face over fare				
L788	NAA	4/27/2015	Mon	9:13	Battery sus arrested for hitting bus op in head for no reason	Yes	243.3PC	243.3PC	Convicted - 36 Months Probation
L150	NAA	4/28/2015	Tue	14:50	Sus MH/18-21/506/170 spit on bus op for quoting fare				
L16	NAA	4/29/2015	Wed	18:33	Assault sus arrested for hitting bus op when bus op closed doors on him	Yes	243.3PC & 242PC	243.3PC & 242PC	
L204	NAA	4/29/2015	Wed	0:05	Sus MB/55-60/504-508/160 threw cold liquid at bus op when she told him to leave for being disorderly	Yes	243.3PC	243.3PC	
L200	NAA	5/3/2015	Sun	11:25	Sus MB/600/205/Blk/Bro slapped phone from bus op's hands, hitting his hand				
L204	Sex Crime	5/4/2015	Mon	5:30	MB suspect arrested for indecent exposure on bus	Yes	290.018(b)PC, 314.1PC & 647(a)PC	290.018(b)PC, 314.1PC & 647(a)PC	Not our case - but appears probation
L710	NAA	5/5/2015	Tue	15:43	FB suspect arrested for hitting bus op after demanding a stop	Yes	243.3PC	243.3PC	Not Filed - Unable To Locate
L81	NAA	5/10/2015	Sun	9:05	Sus FB/43-45/504-505/160/Blk/Brn punched the bus op in the face after the bus op moved out of the way of her cart	Yes	243.3PC	243.3PC	
L744	NAA	5/11/2015	Mon	20:08	Battery sus arrested for spitting on bus op over policy	Yes	243.3PC	243.3PC	Nothing found - No File
L40	AA	5/11/2015	Mon	10:39	Assault sus arrested for pulling a knife on the bus op	Yes	245(a)(1)PC & 422PC	245(a)(1)PC & 422PC	Case still in court - Pending
L218	NAA	5/17/2015	Sun	15:38	Battery sus arrested for hitting bus op on arm for shoes policy	Yes	594(b)(1)PC & 243.3PC	594(b)(1)PC & 243.3PC	Convicted - 30 days jail & 1 year summary probation
L207	NAA	5/18/2015	Mon	5:30	Sus MB/20s/500-510/140-170 threw can at bus op				
L115	NAA	5/21/2015	Thu	18:00	Sus MB/25/507 spit on bus op over asking for fare				
L16	NAA	5/28/2015	Thu	8:05	Sus MH/506/30 threw coffee on bus op over eating food on bus				
L-Unk	NAA	5/30/2015	Sat	15:40	MB suspect arrested for hitting bus op	Yes	243.3PC	243.3PC	Case # 5CA114050 - Convicted: 180 days in county jail
L18	NAA	6/1/2015	Mon	4:50	Sus FB/505/130/30yrs hit bus op in face for not knowing the 70 Line				
L62	NAA	6/2/2015	Tue	11:15	Sus1 MH/40-5/600/160/Brn/Brn & Sus2 FH/40-45/502/130/Brn/Brn spit on bus driver over fare				
L111	NAA	6/5/2015	Fri	20:40	Sus MB/35-40 kissed his hand and rubbed it on bus op's face				
L55	NAA	6/12/2015	Fri	11:00	Battery sus arrested for spitting on bus op (no barrier)	Yes	243.3PC	243.3PC	Case Rejected by LA City Atty's Office
L550	NAA	6/17/2015	Wed	11:35	Sus FH spit on bus op after she stood in front of bus. 72hr hold on sus	Yes	243.3PC, 243(b)PC & 594(b)(2)(a)PC	243.3PC, 243(b)PC & 594(b)(2)(a)PC	Probation Violated - \$80,000 warrant filed
L150	AA	6/17/2015	Wed	11:45	Sus MW/25 punched bus op in face for unknown reason	Yes	245(a)(1)PC	245(a)(1)PC	Case still in court - Jury Trial
L237	AA	6/17/2015	Wed	14:39	MB suspect arrested for threatening bus op w/knife	Yes	245.2PC & 422(a)PC	245.2PC & 422(a)PC	Case still in court
L53	NAA	6/22/2015	Mon	22:29	Sus MB/17-22/509-600/170/Bro/Bro punched the bus op in the face after being disorderly				
L31	NAA	6/22/2015	Mon	20:30	Sus MW/40/507/180 spit on bus op after he told him to exit for being disorderly				
L207	NAA	6/23/2015	Tue	0:15	Sus arrested for spitting on bus op over unpaid fare	Yes	243.3PC	243.3PC	Convicted - 1 year summary probation
L127	NAA	6/24/2015	Wed	7:40	Sus MW/600/175 punched bus op in face for unpaid fare				
L81	NAA	6/26/2015	Fri	23:00	Sus MB/40-45/6000/170 punched bus op and pushed him after being disorderly				
L460	NAA	6/27/2015	Sat	22:10	Battery sus arrested punched the bus op in the head for quoting fare	Yes	243.3PC	243.3PC	No Dispo yet
L92	AA	6/29/2015	Mon	6:32	Sus MH/502-506/160/20-25yrs punch bus op over no fare				

* Highlighted in yellow: have court dates pending or have been referred to the LA County Attorney's Office with no disposition yet.

Bus Operator Assault Matrix

ATTACHMENT B

Line	Type	Date	Day	Time	Narrative	Arrest Made	Charges Requested	Charges Filed	Sentence (Probation/Time/Jail or Prison)
L40	NAA	7/6/2015	Mon	18:55	Sus MB/35-45/600/160-180 peppered spray bus op for being late				
L125	NAA	7/9/2015	Thu	12:18	Sus MB/52-55 spit on bus op for not allowing him to enter with open alcohol container				
L206	NAA	7/9/2015	Thu	15:00	Battery sus arrested for hitting bus op in the shoulder over fare	Yes	243.3PC	243.3PC	Too early - no filing as of yet
L66	NAA	7/17/2015	Fri	13:40	Battery sus arrested for grabbing bus ops arm and trying to punch her in the face for no reason	Yes	243.3PC	243.3PC	Case still in court
L150	NAA	7/24/2015	Fri	10:00	Battery sus arrested for punching bus op	Yes	594(b)(2)(a)PC & 243.3PC	594(b)(2)(a)PC & 243.3PC	Convicted - 120 days in jail, 36 months probation
L720	NAA	7/24/2015	Fri	5:15	Battery sus arrested for spitting on bus op when vic asked about the fare	Yes	243.3PC	243.3PC	Convicted - 12 months probation
L40	AA	7/26/2015	Sun	13:05	Sus MB/40s/506-508 sus grabbed a screwdriver and threatened bus op				
L233	NAA	7/27/2015	Mon	11:58	Sus MH/25/506/230 threw paint tube at bus op for vandalizing				
L45	NAA	8/3/2015	Mon	8:35	Sus MB/507-508/185/Blk/Bro pepper sprayed bus op for exiting at end of line				
L720	AA	8/4/2015	Tue	0:30	Assault sus arrested for trying to burn bus op with lighter	Yes	245(a)(1)PC & 422PC	245(a)(1)PC & 422PC	Case still in court - Jury Trial
L162	NAA	8/6/2015	Thu	14:37	Sus MB/509/180/Blk/Bro pushed bus op to the back of the bus when it was crowded				
L265	NAA	8/6/2015	Thu	7:00	Sus MH/25-30/506/150/Blk/Brn spit on bus op for not giving a courtesy ride, no barrier				
L108	NAA	8/8/2015	Sat	16:45	Sus MB/16-19/504/140/Blk/Bro spit on bus op after TAP card declined and she called BOC				
L754	NAA	8/11/2015	Tue	12:40	Sus FB/501/100-105/Lt Brn/Brn threw grap juice on bus op when vic did not stop bus in the middle of the street, no barrier/monitor				
L744	NAA	8/12/2015	Wed	21:37	Sus MH/507/150/Blk/Brn punched bus op after he told vic it was a rapid bus				
L125	NAA	8/13/2015	Thu	0:29	Sus MB/18-20/511-600/165-185/Blk/Bro spit in bus op face after he told sus to turn down music, barrier installed - not being used properly				
L105	NAA	8/15/2015	Sat	18:45	Battery sus arrested for grabbed bus op shoulder and threatened him for telling sus to exit for harassing patrons	Yes	422(a)PC & 243.3PC		
L68	AA	8/17/2015	Mon	15:20	Battery sus arrested for punching and slapping bus op in the face and neck, no barrier	Yes	243.3PC		
L212	NAA	8/17/2015	Mon	18:00	Mutual combat b/w bus op and patron over previous altercation	Yes	242PC		
L33	AA	8/18/2015	Tue	7:45	Sus arrested for hitting bus op in the face after mumbling incoherently	Yes	243.3PC, 245(a)(4)PC & 422PC		
L202	NAA	8/18/2015	Tue	22:15	Sus MH/20-25/507/180 spit and punched bus op for quoting the fare				
L4	NAA	8/20/2015	Thu	13:40	Battery sus arrested for pushing bus op, appeared to be drunk	Yes	243.3PC		

Legend:
 NAA: Non-Aggravated Assault
 AA: Aggravated Assault

* Highlighted in yellow: have court dates pending or have been referred to the LA County Attorney's Office with no disposition yet.