



## Board Report

---

**File #:** 2016-0790, **File Type:** Informational Report

**Agenda Number:** 23.

---

### SYSTEM SAFETY, SECURITY AND OPERATIONS COMMITTEE OCTOBER 20, 2016

**SUBJECT: MONTHLY UPDATE ON TRANSIT POLICING PERFORMANCE**

**ACTION: RECEIVE AND FILE**

**RECOMMENDATION**

RECEIVE AND FILE **monthly update on Transit Policing performance.**

**ISSUE**

On September 4, 2014, the board requested that staff provide a monthly update on transit policing performance to Systems Safety and Operations Committee. Specifically, the board requested monthly updates on criminal activity, fare enforcement, response time, deployment and perception of safety.

**DISCUSSION**

In August 2016, staff continues to be proactive in working with Operations, Los Angeles County Sheriff's Department (LASD), and Communications in addressing perception of safety, criminal activity, fare enforcement, response time, and deployment.

In the new law enforcement services contract, staff is including key performance indicators as tools to track performance.

Below are the key highlights for August 2016:

**Actions to Improve the Ridership Experience**

- Staff is utilizing Problem Oriented Policing strategies to develop innovative solutions at the Westlake/MacArthur Park Station.
- Staff is developing a strategic plan to address homelessness on the Metro Transit System.
- High Visibility
  - Transit Security Officers (TSO) and Los Angeles County Sheriffs (LASD) have been

engaging and interacting with patrons and operators to increase presence and increase the perception of safety on the Metro system. LASD has a 20 deputy train riding team (10 cover the Red and Gold Lines and 10 cover Blue, Expo and Green Lines. The goal of these operations is to combat quality of life issues on the Metro system. TSO's conduct high visibility both on bus and rail.

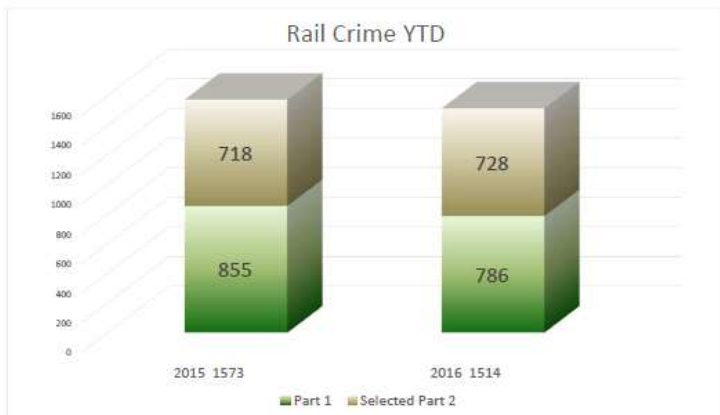
- TSO High Visibility Activity:

	Mode	Fare Checks	Boardings/Exits
<b>August</b>	Rail	41,190	41,190 Stations
	Bus	6,552	6,552 Boardings

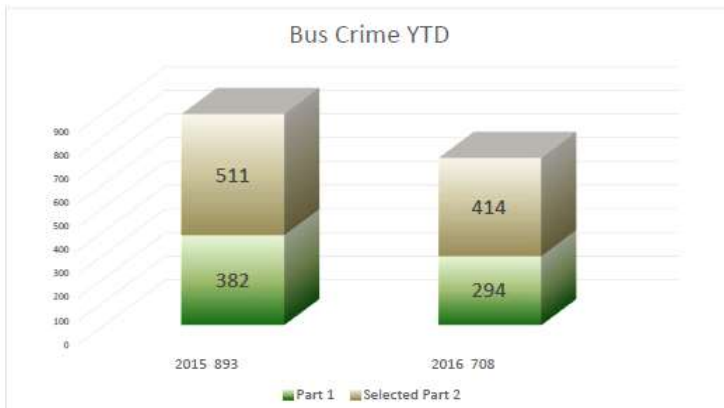
- LASD High Visibility Activity: The total number of LASD train rides for the month of August 2016 is 1,865. The total number of fares checked in the month of August 2016 is 93,094.

**Criminal Activity:**

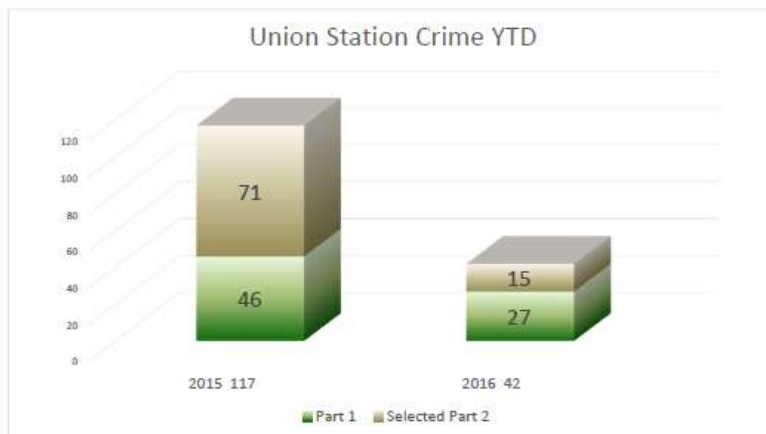
**AUGUST 2016**



Rail Part 1 Crime  
DOWN -8.1%  
from last year  
Rail Part 2 Crime  
UP 1.4%  
from last year  
Total Rail Crime  
DOWN -3.8%  
from last year



Bus Part 1 Crime  
Down -23.0%  
from last year  
Bus Part 2 Crime  
DOWN -19.0%  
from last year  
Total Bus Crime  
DOWN -20.7%  
from last year



Union Station Part 1 Crime  
DOWN -41.3%  
from last year

Union Station Part 2 Crime  
DOWN -78.9%  
from last year

Total Union Station Crime  
DOWN -64.1%  
from last year

**Bus Operator Assaults:**

- From January to August 2016, there were 80 operator assaults. Of the 80 total operator assaults, 35% of the total assaults have had a suspect taken into custody. The majority of bus operator assaults are caused by fare related followed by missed stop.
- Comparing January-August 2015 to January-August 2016, Operator Assaults have decreased 32%.
- Of the 80 total operator assaults from January to August 2016, there were 69 non-aggravated assaults, 8 aggravated assaults, and 3 sex crimes. The method of assault was as follows: 38 used hands/feet, 25 used spit, 5 threw cold liquid, 4 threw an object, 3 used a weapon, there were 3 sex crimes and there was 2 robberies.
- Attachment B contains the matrix for the suspects who have assaulted Bus Operators that LASD has been tracking.
- From January to August 2016, there were 206,369,188 bus boardings and 80 total operator assaults, equating to 1 bus operator assault per 2.5 million boardings.

**Operator Safety:**

- The Metro Communications team completed phase one in July 2016 for a campaign targeted at reducing Bus Operator assaults.
- The ongoing Transit Ambassador Program focuses on classes that address conflict resolution for Operators and Supervisors.
- Metro Operations is continuing to move forward with the installation of barriers and monitors in the remaining serviceable fleet.

- For the rest of Metro's fleet (about 1300 buses), staff will be starting a program to retrofit operator barriers onto buses starting in June 2016. This program is expected to run for approximately 24 months. Staff is also developing a new program to have video monitors retrofit onto the rest of Metro's bus fleet.
- As of September 16, 2016 the Metro New Flyer Buses that in service are as follows:
  - Number of New Flyer buses in service (LA Metro & Contract Services) = 848 of 900
  - Number of buses "in-service" with protective barriers = 693
  - Number of buses "in-service" with live video monitors = 839
  - All other New Flyer Buses are on track to be retrofitted with barriers by the end of 2016

### Significant Activities

- **8/17/2016**- Transit Bureau North deputies responding from the Chatsworth sub-station, found two stabbing victims aboard a Metro bus at the intersection of Sepulveda Boulevard and Chase Street. At approximately 2:02 PM, the victims were still coherent enough to give the deputies a detailed description of the suspect. The deputies, believing that the suspect may have boarded another bus, fanned out and checked several buses in the area. They found the suspect, detained him, and transported him back to the location of the victims. They positively identified the detained suspect and he was arrested for assault with a deadly weapon. During the arrest, the suspect attempted to fight with deputies, but he was subdued and remained in custody with no injuries noted. The victims were transported to a local hospital with non-life threatening injuries.

Transit Policing Division detectives responded to the scene and are handling the investigation. Based on the severity of the attack, the suspect may be subject to additional charges of attempted murder, and resisting a peace officer.

- **8/23/2016** - LASD Executive Officer (Undersheriff) Neal Tyler, Assistant Sheriff Richard Barrantes, joined Transit Division Chief Ronene Thomas, along with Transit Bureau Captains Bateman and Schow, at the 1<sup>st</sup> Annual Partnership in Safety Community Appreciation Day. The event was held at the Rosa Parks Transit Complex in Willowbrook from 4:00 PM to 7:00 PM. Transit Policing Division units from the Threat Interdiction Unit, Explosives Detection K9 Unit, and Sheriff's Recruitment Bureau, had displays for the public and Metro patrons. Several specialty LASD vehicles and motorcycles were also on display. Metro recruitment and community affairs were also on hand to greet patrons. The event was well attended and covered by the Long Beach Post and the Los Angeles County Channel.
- **8/26/2016** - A Transit Bureau North, early morning unit responded to 7<sup>th</sup> Street and Hill Street in regard to vandalism to a Metro bus call, at approximately 1:24 AM. The Bus Operator informed responding units that a male had shattered the front windshield of the bus with a metal pipe. Responding deputies learned the same suspect had also shattered the front windshields of two other buses at 7<sup>th</sup> Street and Olive Street, and Olive Street and Grand Avenue. Deputies canvassed the area and located the suspect who was identified by the Bus Operators as the person who shattered their windshields. The suspect was placed under

arrest for felony vandalism. The investigation is continuing as this suspect may be responsible for other vandalisms.

**Fare Enforcement:**

- In August 2016, law enforcement performed 809,732 fare checks on the rails and Orange Line. Based on the monthly targets, in August 2016 law enforcement had a 9% saturation rate.
- Based on the chart, green checks occur when a patron has valid fare and has tapped at a turnstile or stand-alone validator. Yellow checks occur when a patron has valid fare, but failed to TAP at a transfer point. Red checks occur when a patron either has a daily/weekly/monthly pass and has not tapped at all during their trip, has stored value and failed to TAP, or has no stored value.
- At the discretion of the fare inspector, patrons are encouraged to make payment at the ticket vending machine or TAP their card on the validator in lieu of receiving a citation.

AUGUST	2016								*MONTHLY TARGET
	FARES CHECKED	GREEN CHECKS	YELLOW CHECKS	RED CHECKS	TICKETS	TARGET* ATTAINED	RIDERSHIP	TAP ENTRIES	
Red/Purple	243,540	216,490	10,093	16,957	1,594	6%	4,040,258	3,175,256	220,000
Blue	154,194	97,917	39,151	17,126	750	73%	2,211,363	1,326,598	212,000
Green	129,951	112,407	8,818	8,726	88	96%	982,710	982,710	136,000
Gold	139,967	125,058	5,880	9,029	151	121%	1,442,672	1,010,490	116,000
Expo	63,262	50,782	6,939	5,541	6	70%	1,261,597	769,391	90,000
Orange	67,333	60,140	3,294	3,899	72	73%	636,813	450,833	92,000
Bus	11,485	9,481	1,018	986	134		-	-	
<b>Total</b>	<b>809,732</b>	<b>672,275</b>	<b>75,193</b>	<b>62,264</b>	<b>2,795</b>		<b>10,575,413</b>	<b>7,715,278</b>	
SATURATION RATE	9%								

**Traffic Enforcement Activity in the Bus Rapid Transit Lanes:**

- In August 2016, there were 107 “Failure to Obey Signs” citations issued on Wilshire Blvd.

**Response Time:**

- In August 2016, the average response time for “Calls for Service” (Emergency, Priority and Routine) for all rail lines and buses was 18.6 minutes.
- LASD currently complies with Metro’s Performance Metrics requirement of average of 30 minutes for calls for service. The response time for emergency calls was 5.3 minutes for August 2016.

**ATTACHMENTS**


Attachment A - Transit Policing Division Report August 2016

Attachment B - Matrix of Bus Operator Assault Suspects

Prepared by: Alex Wiggins, Chief, System Security and Law Enforcement, (213) 922-4433

Reviewed by:

Stephanie Wiggins, Deputy Chief Executive Officer, (213) 922-1023



Phillip A. Washington  
Chief Executive Officer

*LOS ANGELES COUNTY SHERIFF'S DEPARTMENT  
TRANSIT POLICING DIVISION  
RONENE M. THOMAS, CHIEF*



# MTA MONTHLY REPORT August 2016

Prepared by the Crime Analysis Unit



*LOS ANGELES COUNTY SHERIFF'S DEPARTMENT  
TRANSIT POLICING DIVISION  
RONENE M. THOMAS, CHIEF*

**TABLE OF CONTENTS**

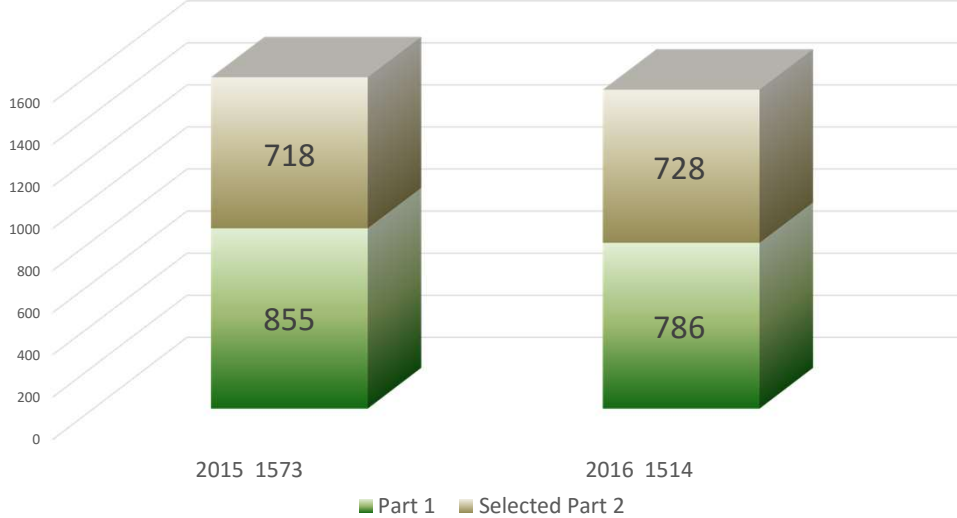
**Monthly Statistics**

Summary.....	3
Summary.....	4
Part 1 Crimes by Month - Rail.....	5
Part 1 Crimes by Month - Bus.....	6
Blue Line .....	7
Green Line .....	8
Expo Line .....	9
Red Line .....	10
Gold Line .....	11
Orange Line .....	12
Silver Line .....	13
South Bus.....	14
North Bus .....	15
Union Station.....	16
<b>Reserve Company Services.....</b>	<b>17</b>



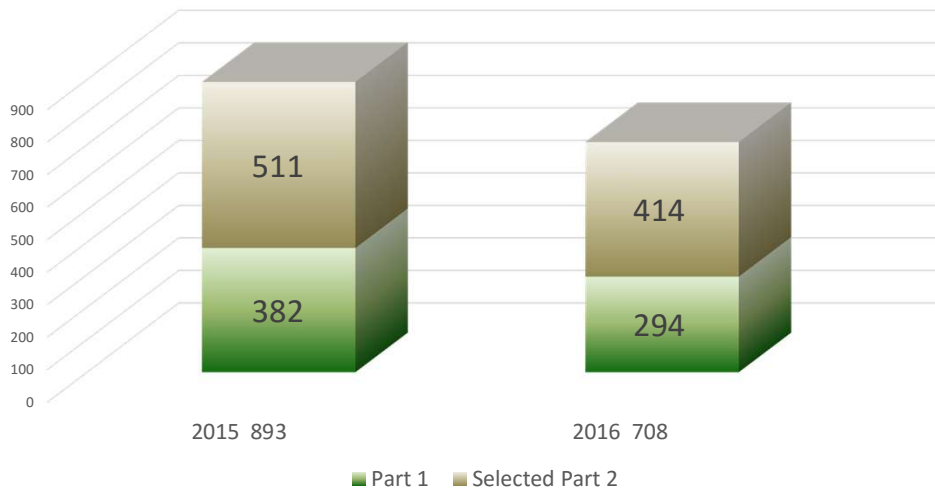
# TRANSIT POLICING DIVISION - 2016

## Rail Crime YTD



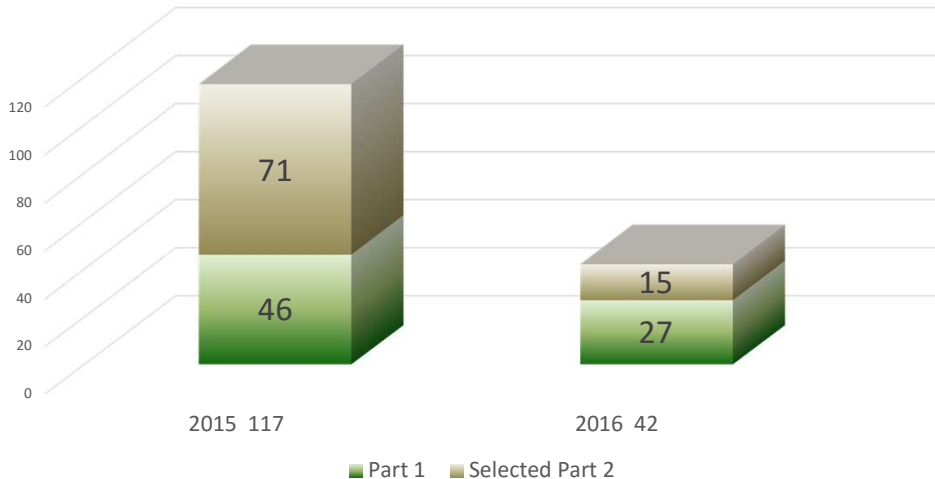
**Rail Part 1 Crime**  
**DOWN -8.1%**  
**from last year**  
**Rail Part 2 Crime**  
**UP 1.4%**  
**from last year**  
**Total Rail Crime**  
**DOWN -3.8%**  
**from last year**

## Bus Crime YTD



**Bus Part 1 Crime**  
**Down -23.0%**  
**from last year**  
**Bus Part 2 Crime**  
**DOWN -19.0%**  
**from last year**  
**Total Bus Crime**  
**DOWN -20.7%**  
**from last year**

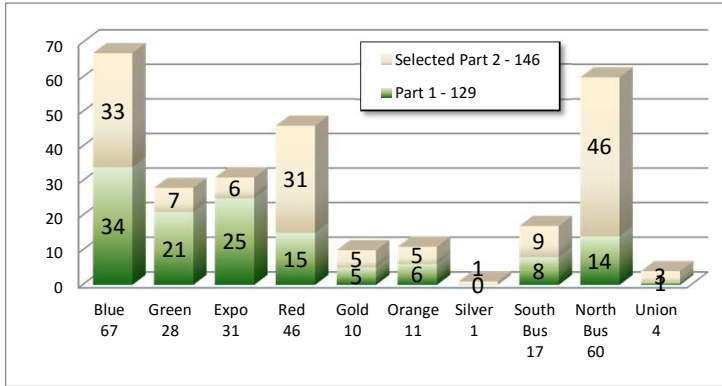
## Union Station Crime YTD



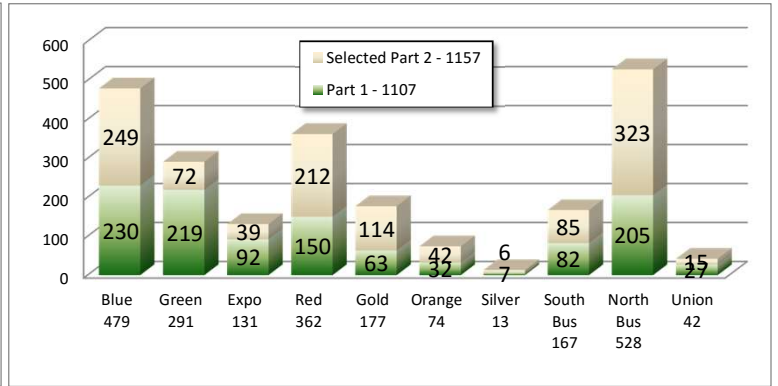
**Union Station Part 1 Crime**  
**DOWN -41.3%**  
**from last year**  
**Union Station Part 2 Crime**  
**DOWN -78.9%**  
**from last year**  
**Total Union Station Crime**  
**DOWN -64.1%**  
**from last year**

# TRANSIT POLICING DIVISION - 2016

Aug Crimes - 275



YTD Crimes - 2264

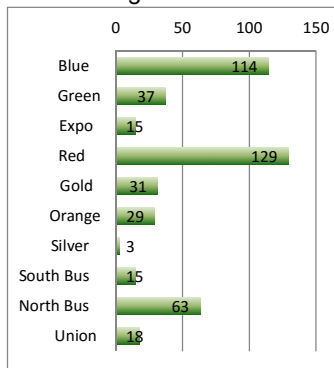


Part 1 Crimes per 1,000,000 Riders

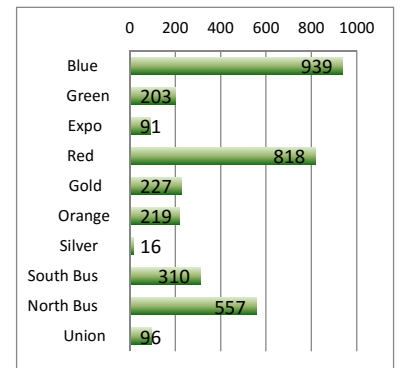
	2016 Jan - Aug	2015 Jan - Aug	2014 Jan - Aug	2013 Jan - Aug
Blue	13.7 ↓	14.9	13.3	14.5
Green	29.2 ↑	24.2	25.0	24.5
Expo	11.3 ↓	15.1	11.8	19.6
Red	4.9 ↓	5.3	4.5	4.8
Gold	5.8 ↓	11.1	5.5	6.9
Orange	6.2 ↓	8.2	7.8	6.6
Silver	2.3 ↓	2.4	3.6	0.8
Bus	1.4 ↓	1.8	1.7	1.4

Arrow indicates an increase or decrease from last year.

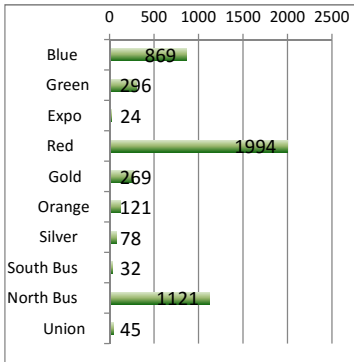
Aug Arrests - 454



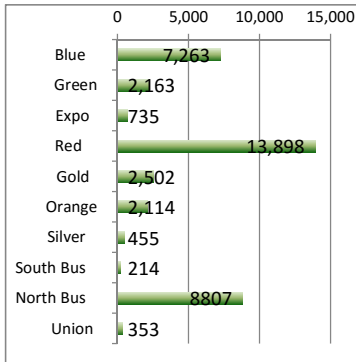
YTD Arrests - 3476



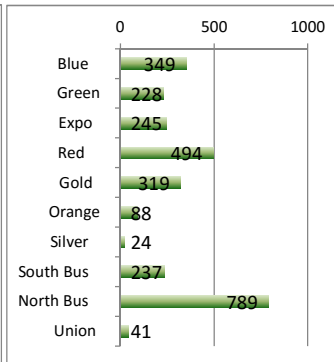
Aug Citations - 4849



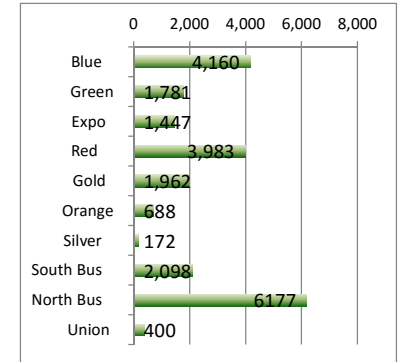
YTD Citations - 38504



Aug Calls For Service - 2814



YTD Calls For Service - 22868



## SATURATION RATE

August	BLUE	GREEN	EXPO	RED	GOLD	ORG	TOTAL
Ridership	2,211,363	982,710	1,261,597	4,040,258	1,442,672	636,813	10,575,413
Contacts	155,114	130,074	63,285	245,672	140,202	67,441	801,788
%Passengers Inspected	7.01%	13.24%	5.02%	6.08%	9.72%	10.59%	7.58%
Boardings	0	0	0	0	0	0	0
Rides	701	46	155	963	0	19	1,884
Fare Warnings	0	0	0	0	0	0	0

YTD	BLUE	GREEN	EXPO	RED	GOLD	ORG	TOTAL
YTD Ridership	16,849,347	7,491,309	8,167,514	30,465,881	10,886,262	5,176,787	79,037,100
YTD Contacts*	1,153,146	1,049,782	452,762	2,004,163	1,110,001	559,524	6,329,378
%Passengers Inspected	6.84%	14.01%	5.54%	6.58%	10.20%	10.81%	8.01%
Boardings	0	0	0	0	0	57	57
Rides	701	46	155	963	0	19	1,884
Fare Warnings	0	0	0	0	0	5	5

\* Contacts are calculated by adding MPV checks and citations.

## System-Wide Highlights

Part 1 Crimes have decreased by 14% from Jan - Aug 2016 compared to Jan - Aug 2015.

All rail lines had a decrease in part 1 crimes per 1,000,000 riders except the Green Line and Red Line

Overall, buses had a decrease in part 1 crimes per 1,000,000 riders from the same period last year.

## \*Part 1 Crimes by Month - Rail

Blue Line	Jan	Feb	Mar	Apr	May	Jun	Jul	Aug	Sep	Oct	Nov	Dec	YTD
Homicide	0	0	0	1	0	0	0	0	0	0	0	0	1
Rape	0	0	0	0	0	0	0	0	0	0	0	0	0
Robbery	13	6	5	4	9	13	9	11	0	0	0	0	70
Agg Assault	2	5	7	0	9	4	7	6	0	0	0	0	40
Agg Assault on Op	0	0	0	0	0	0	0	0	0	0	0	0	0
Burglary	0	0	0	0	0	0	0	0	0	0	0	0	0
Grand Theft	7	3	9	3	4	6	4	4	0	0	0	0	40
Petty Theft	3	4	8	6	3	8	5	8	0	0	0	0	45
GTA	1	0	4	3	1	2	3	1	0	0	0	0	15
BTFV	3	3	1	0	2	4	2	4	0	0	0	0	19
Arson	0	0	0	0	0	0	0	0	0	0	0	0	0
Total	29	21	34	17	28	37	30	34	0	0	0	0	230

Green Line	Jan	Feb	Mar	Apr	May	Jun	Jul	Aug	Sep	Oct	Nov	Dec	YTD
Homicide	0	0	0	0	0	0	0	0	0	0	0	0	0
Rape	1	0	0	0	0	0	0	0	0	0	0	0	1
Robbery	8	3	8	6	11	11	9	11	0	0	0	0	67
Agg Assault	6	1	2	2	3	0	2	6	0	0	0	0	22
Agg Assault on Op	0	0	0	0	0	0	0	0	0	0	0	0	0
Burglary	0	0	0	0	0	0	0	0	0	0	0	0	0
Grand Theft	9	1	2	7	3	5	3	2	0	0	0	0	32
Petty Theft	1	7	5	4	7	5	7	1	0	0	0	0	37
GTA	4	5	3	0	2	8	10	1	0	0	0	0	33
BTFV	2	2	2	5	1	7	7	0	0	0	0	0	26
Arson	1	0	0	0	0	0	0	0	0	0	0	0	1
Total	32	19	22	24	27	36	38	21	0	0	0	0	219

Expo Line	Jan	Feb	Mar	Apr	May	Jun	Jul	Aug	Sep	Oct	Nov	Dec	YTD
Homicide	0	0	0	0	0	0	0	0	0	0	0	0	0
Rape	0	0	0	0	0	0	0	0	0	0	0	0	0
Robbery	0	6	3	2	6	3	4	3	0	0	0	0	27
Agg Assault	0	2	1	2	1	1	4	2	0	0	0	0	13
Agg Assault on Op	0	0	0	0	0	0	0	0	0	0	0	0	0
Burglary	0	0	0	0	0	0	0	0	0	0	0	0	0
Grand Theft	4	6	0	2	3	0	2	3	0	0	0	0	20
Petty Theft	2	0	0	0	2	5	4	16	0	0	0	0	29
GTA	0	0	1	0	0	0	0	0	0	0	0	0	1
BTFV	0	0	1	0	0	0	0	1	0	0	0	0	2
Arson	0	0	0	0	0	0	0	0	0	0	0	0	0
Total	6	14	6	6	12	9	14	25	0	0	0	0	92

Red Line	Jan	Feb	Mar	Apr	May	Jun	Jul	Aug	Sep	Oct	Nov	Dec	YTD
Homicide	0	0	0	0	0	0	0	0	0	0	0	0	0
Rape	1	0	0	0	0	0	0	0	0	0	0	0	1
Robbery	6	4	2	5	3	3	5	7	0	0	0	0	35
Agg Assault	4	8	2	3	4	7	9	2	0	0	0	0	39
Agg Assault on Op	0	0	0	0	0	0	0	0	0	0	0	0	0
Burglary	0	0	0	0	0	0	0	0	0	0	0	0	0
Grand Theft	2	3	3	5	4	2	5	4	0	0	0	0	28
Petty Theft	6	5	3	10	2	10	4	1	0	0	0	0	41
GTA	1	0	1	0	0	2	0	1	0	0	0	0	5
BTFV	0	0	0	0	0	0	1	0	0	0	0	0	1
Arson	0	0	0	0	0	0	0	0	0	0	0	0	0
Total	20	20	11	23	13	24	24	15	0	0	0	0	150

Gold Line	Jan	Feb	Mar	Apr	May	Jun	Jul	Aug	Sep	Oct	Nov	Dec	YTD
Homicide	0	0	0	0	0	0	0	0	0	0	0	0	0
Rape	0	0	0	0	0	0	0	0	0	0	0	0	0
Robbery	1	1	0	1	0	0	0	1	0	0	0	0	4
Agg Assault	2	0	0	0	0	1	3	0	0	0	0	0	6
Agg Assault on Op	0	0	0	0	0	0	0	0	0	0	0	0	0
Burglary	0	0	0	0	0	1	0	0	0	0	0	0	1
Grand Theft	1	0	0	1	1	1	0	0	0	0	0	0	4
Petty Theft	1	0	4	3	2	4	2	2	0	0	0	0	18
GTA	0	0	1	1	2	0	0	0	0	0	0	0	4
BTFV	5	0	9	4	3	2	1	1	0	0	0	0	25
Arson	0	0	0	0	0	0	0	1	0	0	0	0	1
Total	10	1	14	10	8	9	6	5	0	0	0	0	63

\* Part 1 Crimes are calculated in accordance with the FBI Uniform Crime Report standards.  
 Homicides, Rapes, and Aggravated Assaults are counted by the number of victims.

## Part 1 Crimes by Month - Bus

Orange Line	Jan	Feb	Mar	Apr	May	Jun	Jul	Aug	Sep	Oct	Nov	Dec	YTD
Homicide	0	0	0	0	0	0	0	0	0	0	0	0	0
Rape	0	0	0	0	0	0	0	0	0	0	0	0	0
Robbery	1	0	0	0	1	1	0	0	0	0	0	0	3
Agg Assault	0	0	1	1	3	3	1	3	0	0	0	0	12
Agg Assault on Op	0	0	0	0	0	0	0	0	0	0	0	0	0
Burglary	0	0	0	0	0	0	0	0	0	0	0	0	0
Grand Theft	1	0	0	1	0	0	0	0	0	0	0	0	2
Petty Theft	1	2	1	0	1	4	0	1	0	0	0	0	10
GTA	0	0	1	1	0	1	0	1	0	0	0	0	4
BTFV	0	0	0	0	0	0	0	1	0	0	0	0	1
Arson	0	0	0	0	0	0	0	0	0	0	0	0	0
Total	3	2	3	3	5	9	1	6	0	0	0	0	32

Silver Line	Jan	Feb	Mar	Apr	May	Jun	Jul	Aug	Sep	Oct	Nov	Dec	YTD
Homicide	0	0	0	0	0	0	0	0	0	0	0	0	0
Rape	0	0	0	0	0	0	0	0	0	0	0	0	0
Robbery	2	1	0	1	0	0	0	0	0	0	0	0	4
Agg Assault	1	0	0	1	0	0	0	0	0	0	0	0	2
Agg Assault on Op	0	0	0	0	0	0	0	0	0	0	0	0	0
Burglary	0	0	0	0	0	0	0	0	0	0	0	0	0
Grand Theft	0	0	0	1	0	0	0	0	0	0	0	0	1
Petty Theft	0	0	0	0	0	0	0	0	0	0	0	0	0
GTA	0	0	0	0	0	0	0	0	0	0	0	0	0
BTFV	0	0	0	0	0	0	0	0	0	0	0	0	0
Arson	0	0	0	0	0	0	0	0	0	0	0	0	0
Total	3	1	0	3	0	0	0	0	0	0	0	0	7

South Bus	Jan	Feb	Mar	Apr	May	Jun	Jul	Aug	Sep	Oct	Nov	Dec	YTD
Homicide	0	0	0	0	0	0	0	0	0	0	0	0	0
Rape	0	0	0	0	0	0	0	0	0	0	0	0	0
Robbery	4	4	1	2	1	3	4	2	0	0	0	0	21
Agg Assault	2	3	3	0	1	1	1	3	0	0	0	0	14
Agg Assault on Op	0	0	0	0	1	0	0	1	0	0	0	0	2
Burglary	0	0	0	0	0	0	0	0	0	0	0	0	0
Grand Theft	1	2	6	2	1	2	2	0	0	0	0	0	16
Petty Theft	5	0	4	2	6	0	1	2	0	0	0	0	20
GTA	2	0	0	0	0	0	0	0	0	0	0	0	2
BTFV	1	1	1	1	1	0	1	0	0	0	0	0	6
Arson	0	0	0	0	0	1	0	0	0	0	0	0	1
Total	15	10	15	7	11	7	9	8	0	0	0	0	82

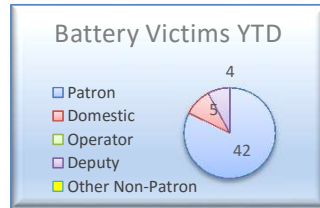
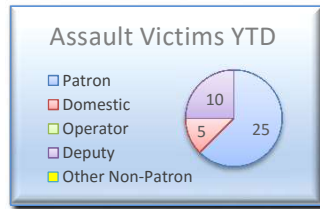
North Bus	Jan	Feb	Mar	Apr	May	Jun	Jul	Aug	Sep	Oct	Nov	Dec	YTD
Homicide	0	0	0	0	0	0	0	0	0	0	0	0	0
Rape	0	0	0	0	0	2	0	0	0	0	0	0	2
Robbery	6	5	3	1	5	1	7	3	0	0	0	0	31
Agg Assault	6	7	5	8	5	9	3	5	0	0	0	0	48
Agg Assault on Op	0	1	1	0	0	1	0	1	0	0	0	0	4
Burglary	0	0	2	0	0	0	0	0	0	0	0	0	2
Grand Theft	14	9	6	9	5	7	8	1	0	0	0	0	59
Petty Theft	5	11	10	5	4	6	7	3	0	0	0	0	51
GTA	0	1	0	0	0	1	0	1	0	0	0	0	3
BTFV	0	1	3	0	0	0	0	0	0	0	0	0	4
Arson	0	0	1	0	0	0	0	0	0	0	0	0	1
Total	31	35	31	23	19	27	25	14	0	0	0	0	205

Union Station	Jan	Feb	Mar	Apr	May	Jun	Jul	Aug	Sep	Oct	Nov	Dec	YTD
Homicide	0	0	0	0	0	0	0	0	0	0	0	0	0
Rape	0	1	0	0	0	0	0	0	0	0	0	0	1
Robbery	0	0	0	0	0	0	1	0	0	0	0	0	1
Agg Assault	1	0	0	0	2	0	1	0	0	0	0	0	4
Agg Assault on Op	0	0	0	0	0	0	0	0	0	0	0	0	0
Burglary	2	1	1	0	0	0	0	0	0	0	0	0	4
Grand Theft	0	0	0	0	0	1	2	0	0	0	0	0	3
Petty Theft	3	1	2	2	0	2	1	1	0	0	0	0	12
GTA	0	0	0	0	0	0	0	1	0	0	0	0	1
BTFV	0	0	0	0	0	0	0	0	0	0	0	0	0
Arson	0	0	0	0	1	0	0	0	0	0	0	0	1
Total	6	3	3	2	3	3	5	2	0	0	0	0	27

Total	Jan	Feb	Mar	Apr	May	Jun	Jul	Aug	Sep	Oct	Nov	Dec	YTD
Homicide	0	0	0	1	0	0	0	0	0	0	0	0	1
Rape	2	1	0	0	0	2	0	0	0	0	0	0	5
Robbery	41	30	22	22	36	35	39	38	0	0	0	0	263
Agg Assault	24	26	21	17	28	26	31	27	0	0	0	0	200
Agg Assault on Op	0	1	1	0	1	1	0	2	0	0	0	0	6
Burglary	2	1	3	0	0	1	0	0	0	0	0	0	7
Grand Theft	39	24	26	31	21	24	26	14	0	0	0	0	205
Petty Theft	27	30	37	32	27	44	31	35	0	0	0	0	263
GTA	8	6	11	5	5	14	13	6	0	0	0	0	68
BTFV	11	7	17	10	7	13	12	7	0	0	0	0	84
Arson	1	0	1	0	1	1	0	1	0	0	0	0	5
Total	155	126	139	118	126	161	152	130	0	0	0	0	1107

# BLUE LINE

REPORTED CRIME		
PART 1 CRIMES	Aug	YTD
Homicide	0	1
Rape	0	0
Robbery	11	70
Agg Assault	6	40
Agg Assault on Op	0	0
Burglary	0	0
Grand Theft	4	40
Petty Theft	8	45
Motor Vehicle Theft	1	15
Burg/Theft From Vehicle	4	19
Arson	0	0
<b>SUB-TOTAL</b>	<b>34</b>	<b>230</b>
Selected Part 2 Crimes		
Battery	4	51
Battery Rail Operator	0	0
Sex Offenses	0	11
Weapons	6	26
Narcotics	14	68
Trespassing	7	56
Vandalism	2	37
<b>SUB-TOTAL</b>	<b>33</b>	<b>249</b>
<b>TOTAL</b>	<b>67</b>	<b>479</b>



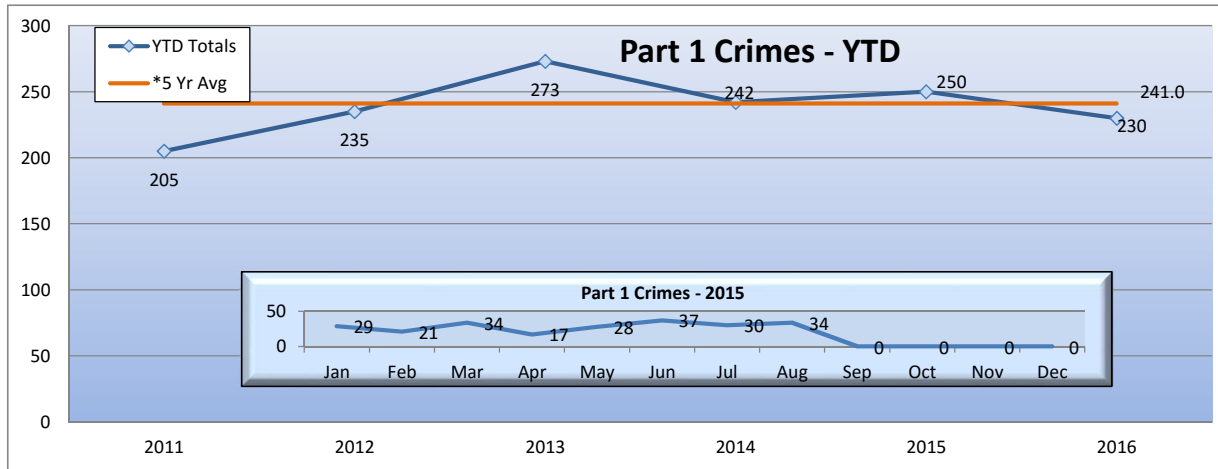
Part 1 Crimes per Station		
Station	Aug	YTD
7th/Metro	2	14
Pico	0	5
Grand	1	4
San Pedro	1	4
Washington	1	2
Vernon	0	6
Slauson	2	11
Florence	2	14
Firestone	2	16
103rd St	1	9
Willowbrook	4	25
Compton	1	13
Artesia	1	18
Del Amo	3	26
Wardlow	3	11
Willow	1	13
PCH	6	19
Anaheim	1	7
5th St	0	2
1st St	1	1
Transit Mall	1	8
Pacific	0	2
Rail Yard	0	0
<b>Total</b>	<b>34</b>	<b>230</b>

ARRESTS		
Type	Aug	YTD
Felony	28	239
Misdemeanor	86	700
<b>TOTAL</b>	<b>114</b>	<b>939</b>

CITATIONS		
Type	Aug	YTD
Fare Evasion Citations	553	5,019
Other Citations	127	934
Vehicle Code Citations	189	1,310
<b>TOTAL</b>	<b>869</b>	<b>7,263</b>

CALLS FOR SERVICE				
TYPE	Aug		YTD	
	Total	Avg	Total	Avg
Emergency	68	5.4	365	6.2
Priority	33	102.4	2,079	14.2
Routine	248	18.9	1,716	21.4
<b>Total</b>	<b>349</b>	<b>24.2</b>	<b>4,160</b>	<b>16.5</b>

FARE ENFORCEMENT		
	Aug	YTD
Ridership	2,211,363	16,849,347
Contacts	155,114	1,153,146
% of Patrons Inspected	7.01	6.84
Boardings	0	0
Ride	701	701
Fare Warning	0	0



\*5 yr average is based on the average of part 1 crimes from 2011 - 2015.

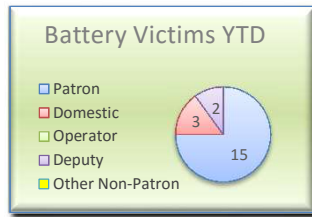
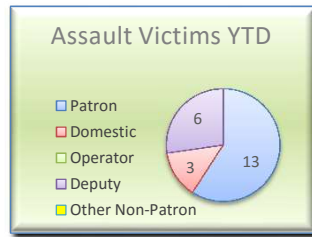
**Blue Line Highlights**

The Blue Line had 13 less part 1 crimes, which is a 8% decrease from the same period last year.

Part 1 crimes per 1,000,000 riders were down from the same period last year.

# GREEN LINE

REPORTED CRIME		
PART 1 CRIMES	Aug	YTD
Homicide	0	0
Rape	0	1
Robbery	11	67
Agg Assault	6	22
Agg Assault on Op	0	0
Burglary	0	0
Grand Theft	2	32
Petty Theft	1	37
Motor Vehicle Theft	1	33
Burg/Theft From Vehicle	0	26
Arson	0	1
<b>SUB-TOTAL</b>	<b>21</b>	<b>219</b>
Selected Part 2 Crimes		
Battery	0	20
Battery Rail Operator	0	0
Sex Offenses	2	3
Weapons	1	4
Narcotics	1	19
Trespassing	0	2
Vandalism	3	24
<b>SUB-TOTAL</b>	<b>7</b>	<b>72</b>
<b>TOTAL</b>	<b>28</b>	<b>291</b>



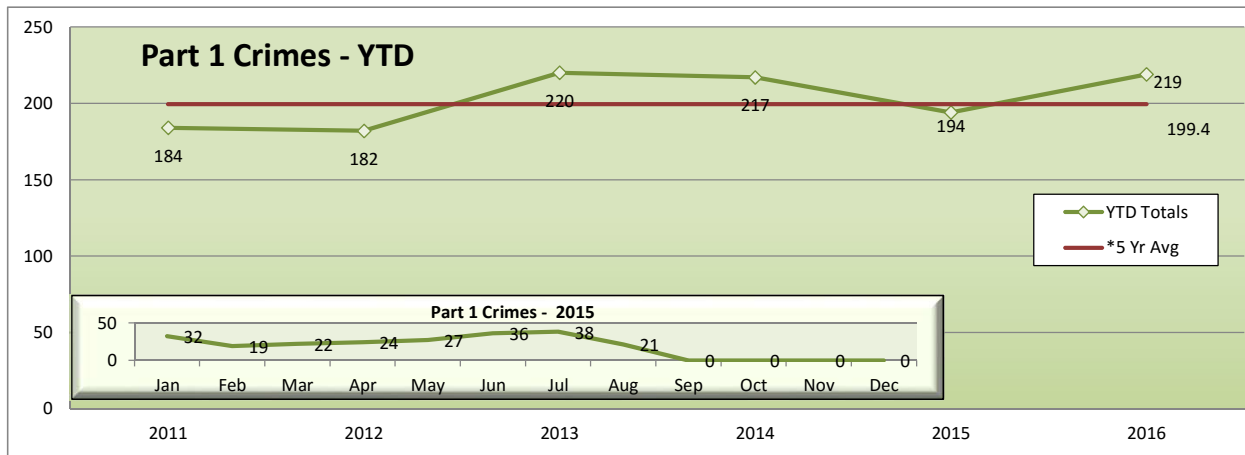
Part 1 Crimes per Station		
Station	Aug	YTD
Redondo Beach	0	3
Douglas	1	3
El Segundo	0	7
Mariposa	1	4
Aviation	1	12
Hawthorne	2	14
Crenshaw	1	15
Vermont	2	23
Harbor	5	39
Avalon	2	17
Willowbrook	4	21
Long Beach	2	36
Lakewood	0	11
Norwalk	0	14
<b>Total</b>	<b>21</b>	<b>219</b>

ARRESTS		
Type	Aug	YTD
Felony	12	62
Misdemeanor	25	141
<b>TOTAL</b>	<b>37</b>	<b>203</b>

CITATIONS		
Type	Aug	YTD
Fare Evasion Citations	53	870
Other Citations	37	192
Vehicle Code Citations	206	1,101
<b>TOTAL</b>	<b>296</b>	<b>2,163</b>

CALLS FOR SERVICE				
TYPE	Aug		YTD	
	Total	Avg	Total	Avg
Emergency	16	4.1	126	5.9
Priority	83	11.7	711	11.8
Routine	129	16.9	944	19.5
<b>Total</b>	<b>228</b>	<b>14.1</b>	<b>1781</b>	<b>15.5</b>

FARE ENFORCEMENT		
	Aug	YTD
Ridership	982,710	7,491,309
Contacts	130,074	1,049,782
% of Patrons Inspected	13.24	14.01
Boardings	0	0
Ride	46	46
Fare Warning	0	0



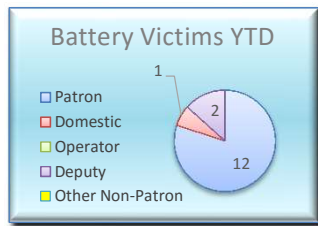
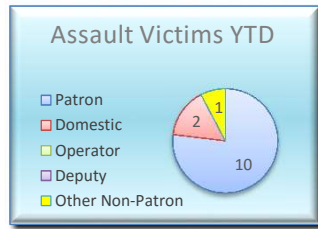
\*5 yr average is based on the average of part 1 crimes from 2011 - 2015.

**Green Line Highlights**  
The Green Line had 25 more part 1 crimes, which is a 13% increase from the same period last year.  
Part 1 crimes per 1,000,000 riders were up from the same period last year.

# EXPO LINE

## REPORTED CRIME

PART 1 CRIMES	Aug	YTD
Homicide	0	0
Rape	0	0
Robbery	3	27
Agg Assault	2	13
Agg Assault on Op	0	0
Burglary	0	0
Grand Theft	3	20
Petty Theft	16	29
Motor Vehicle Theft	0	1
Burg/Theft From Vehicle	1	2
Arson	0	0
<b>SUB-TOTAL</b>	<b>25</b>	<b>92</b>
Selected Part 2 Crimes		
Battery	2	15
Battery Rail Operator	0	0
Sex Offenses	3	5
Weapons	0	0
Narcotics	0	7
Trespassing	0	3
Vandalism	1	9
<b>SUB-TOTAL</b>	<b>6</b>	<b>39</b>
<b>TOTAL</b>	<b>31</b>	<b>131</b>



## Part 1 Crimes per Station

Station	Aug	YTD
7th/Metro	0	1
Pico	2	4
23rd St	1	7
Jefferson/USC	0	4
Expo/USC	0	0
Expo/Vermont	0	4
Expo/Western	1	6
Expo/Crenshaw	1	5
Farmdale	0	12
La Brea	1	5
La Cienega	4	6
Culver City	6	21
Palms	1	2
Expo/Westwood	1	1
Expo/Sepulveda	2	4
Expo/Bundy	1	2
26th St /Bergamot	1	2
17th St/SMC	2	2
D/T Santa Monica	1	4
<b>Total</b>	<b>25</b>	<b>92</b>

## ARRESTS

Type	Aug	YTD
Felony	4	19
Misdemeanor	11	72
<b>TOTAL</b>	<b>15</b>	<b>91</b>

## CITATIONS

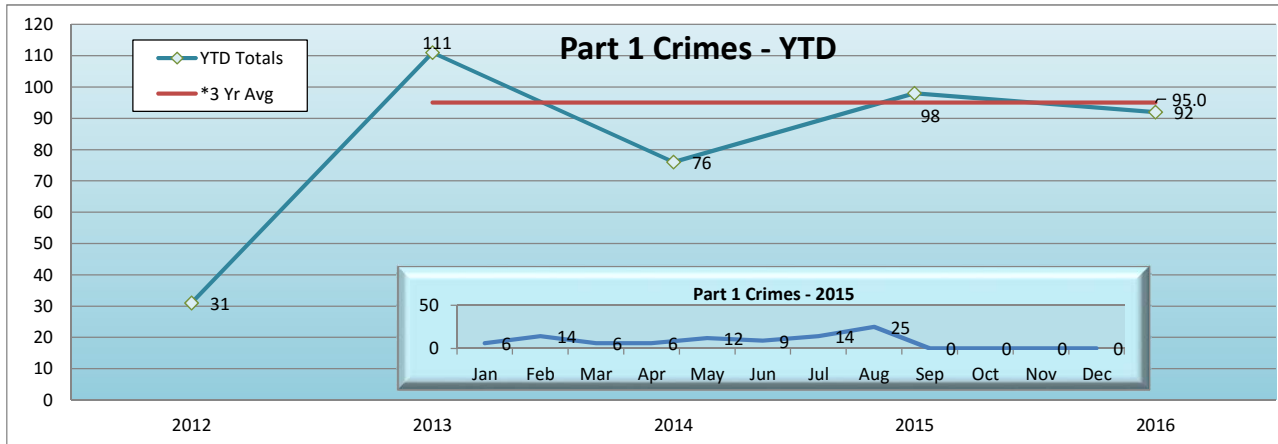
Type	Aug	YTD
Fare Evasion Citations	5	270
Other Citations	1	49
Vehicle Code Citations	18	416
<b>TOTAL</b>	<b>24</b>	<b>735</b>

## CALLS FOR SERVICE

TYPE	Aug		YTD	
	Total	Avg	Total	Avg
Emergency	17	4.1	86	5.2
Priority	109	11.9	756	16.7
Routine	119	22.7	605	21.8
<b>Total</b>	<b>245</b>	<b>16.6</b>	<b>1447</b>	<b>16.7</b>

## FARE ENFORCEMENT

	Aug	YTD
Ridership	1,261,597	8,167,514
Contacts	63,285	452,762
% of Patrons Inspected	5.02	5.54
Boardings	0	0
Ride	155	155
Fare Warning	0	0



## Expo Line Highlights

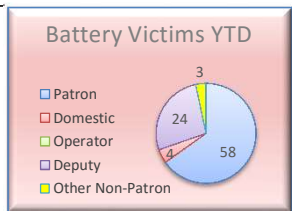
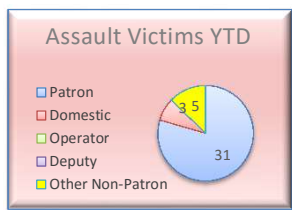
The Expo Line had 6 less part 1 crime, which is a 6% decrease from the same period last year.

Part 1 crimes per 1,000,000 riders were down from the same period last year.

\*Expo line opened in April 2012, so a 3 yr average from 2013 - 2015 is calculated.

# RED LINE

REPORTED CRIME		
PART 1 CRIMES	Aug	YTD
Homicide	0	0
Rape	0	1
Robbery	7	35
Agg Assault	2	39
Agg Assault on Op	0	0
Burglary	0	0
Grand Theft	4	28
Petty Theft	1	41
Motor Vehicle Theft	1	5
Burg/Theft From Vehicle	0	1
Arson	0	0
<b>SUB-TOTAL</b>	<b>15</b>	<b>150</b>
Selected Part 2 Crimes		
Battery	13	89
Battery Rail Operator	0	0
Sex Offenses	4	17
Weapons	2	7
Narcotics	3	50
Trespassing	7	30
Vandalism	2	19
<b>SUB-TOTAL</b>	<b>31</b>	<b>212</b>
<b>TOTAL</b>	<b>46</b>	<b>362</b>



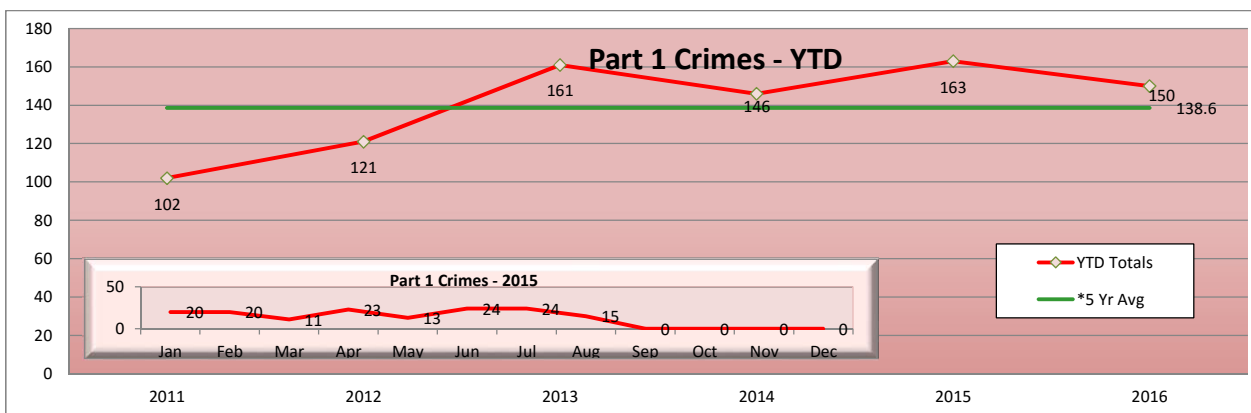
Part 1 Crimes per Station		
Station	Aug	YTD
Union Station	0	14
Civic Center	0	5
Pershing Square	1	9
7th/Metro	0	5
Westlake	2	19
Wilshire/Vermont	3	13
Wilshire/Normandie	0	0
Vermont/Beverly	2	5
Wilshire/Western	1	9
Vermont/Santa Monica	1	8
Vermont/Sunset	0	4
Hollywood/Western	1	6
Hollywood/Vine	1	8
Hollywood/Highland	1	10
Universal	1	8
North Hollywood	1	26
Red Line Rail Yard	0	1
<b>Total</b>	<b>15</b>	<b>150</b>

ARRESTS		
Type	Aug	YTD
Felony	22	168
Misdemeanor	107	650
<b>TOTAL</b>	<b>129</b>	<b>818</b>

CITATIONS		
Type	Aug	YTD
Fare Evasion Citations	1,687	11,346
Other Citations	118	1,033
Vehicle Code Citations	189	1,519
<b>TOTAL</b>	<b>1,994</b>	<b>13,898</b>

CALLS FOR SERVICE				
TYPE	Aug		YTD	
	Total	Avg	Total	Avg
Emergency	31	6.5	232	6.1
Priority	247	17.5	2126	15.3
Routine	216	26.5	1625	24.5
<b>Total</b>	<b>494</b>	<b>20.7</b>	<b>3983</b>	<b>18.5</b>

FARE ENFORCEMENT		
	Aug	YTD
Ridership	4,040,258	30,465,881
Contacts	245,672	2,004,163
% of Patrons Inspected	6.08	6.58
Boardings	0	0
Ride	963	963
Fare Warning	0	0



**RED Line Highlights**

The Red Line had 13 less part 1 crimes which is a 8% decrease from the same period last year.

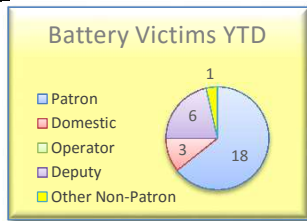
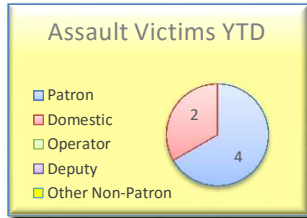
Part 1 crimes per 1,000,000 riders were down compared to the same period last year.

\*5 yr average is based on the average of part 1 crimes from 2011 - 2015.



# GOLD LINE

REPORTED CRIME		
PART 1 CRIMES	Aug	YTD
Homicide	0	0
Rape	0	0
Robbery	1	4
Agg Assault	0	6
Agg Assault on Op	0	0
Burglary	0	1
Grand Theft	0	4
Petty Theft	2	18
Motor Vehicle Theft	0	4
Burg/Theft From Vehicle	1	25
Arson	1	1
<b>SUB-TOTAL</b>	<b>5</b>	<b>63</b>
Selected Part 2 Crimes		
Battery	2	28
Battery Rail Operator	0	0
Sex Offenses	1	7
Weapons	0	1
Narcotics	0	8
Trespassing	0	38
Vandalism	2	32
<b>SUB-TOTAL</b>	<b>5</b>	<b>114</b>
<b>TOTAL</b>	<b>10</b>	<b>177</b>



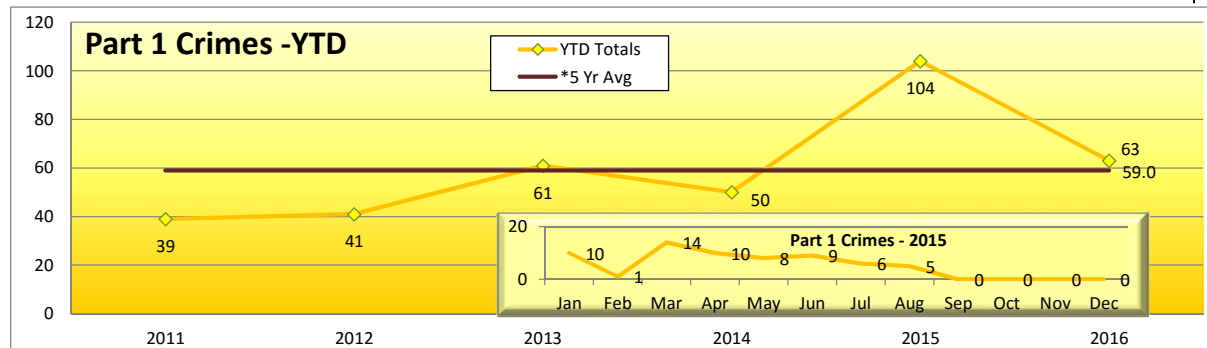
Part 1 Crimes per Station		
Station	Aug	YTD
APU/Citrus College	0	2
Azusa Downtown	0	1
Irwindale	0	1
Duarte	0	1
Monrovia	0	3
Arcadia	2	4
Sierra Madre	0	3
Allen	0	4
Lake	0	1
Memorial Park	0	1
Del Mar	0	0
Fillmore	0	0
South Pasadena	0	1
Highland Park	0	1
SW Museum	0	0
Heritage Square	0	2
Lincoln Heights	0	15
Chinatown	1	3
Union Station	0	0
Little Tokyo	0	0
Pico	0	0
Mariachi	0	0
Soto	0	4
Indiana	0	5
Maravilla	0	0
East La	0	0
Atlantic	2	11
<b>Total</b>	<b>5</b>	<b>63</b>

ARRESTS		
Type	Aug	YTD
Felony	3	27
Misdemeanor	28	200
<b>TOTAL</b>	<b>31</b>	<b>227</b>

CITATIONS		
Type	Aug	YTD
Fare Evasion Citations	158	1,429
Other Citations	14	155
Vehicle Code Citations	97	918
<b>TOTAL</b>	<b>269</b>	<b>2,502</b>

CALLS FOR SERVICE				
TYPE	Aug		YTD	
	Total	Avg	Total	Avg
Emergency	16	6.7	111	6.8
Priority	172	16.6	1045	15.2
Routine	131	22.2	806	23.6
<b>Total</b>	<b>319</b>	<b>18.4</b>	<b>1962</b>	<b>18.2</b>

FARE ENFORCEMENT		
	Aug	YTD
Ridership	1,442,672	10,886,262
Contacts	140,202	1,110,001
% of Patrons Inspected	9.72	10.20
Boardings	0	0
Ride	0	0
Fare Warning	0	0



\*5 yr average is based on the average of part 1 crimes from 2011 - 2015.

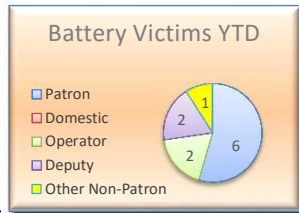
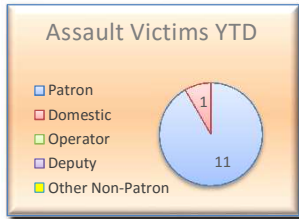
### Gold Line Highlights

The Gold Line had 41 less part 1 crimes, which is a 39% decrease of from the same period last year.

Part 1 crimes per 1,000,000 riders were down from the same period last year.

# ORANGE LINE

REPORTED CRIME		
PART 1 CRIMES	Aug	YTD
Homicide	0	0
Rape	0	0
Robbery	0	3
Agg Assault	3	12
Agg Assault on Op	0	0
Burglary	0	0
Grand Theft	0	2
Petty Theft	1	10
Motor Vehicle Theft	1	4
Burg/Theft From Vehicle	1	1
Arson	0	0
<b>SUB-TOTAL</b>	<b>6</b>	<b>32</b>
Selected Part 2 Crimes		
Battery	0	9
Battery Bus Operator	1	2
Sex Offenses	0	5
Weapons	0	1
Narcotics	4	17
Trespassing	0	0
Vandalism	0	8
<b>SUB-TOTAL</b>	<b>5</b>	<b>42</b>
<b>TOTAL</b>	<b>11</b>	<b>74</b>



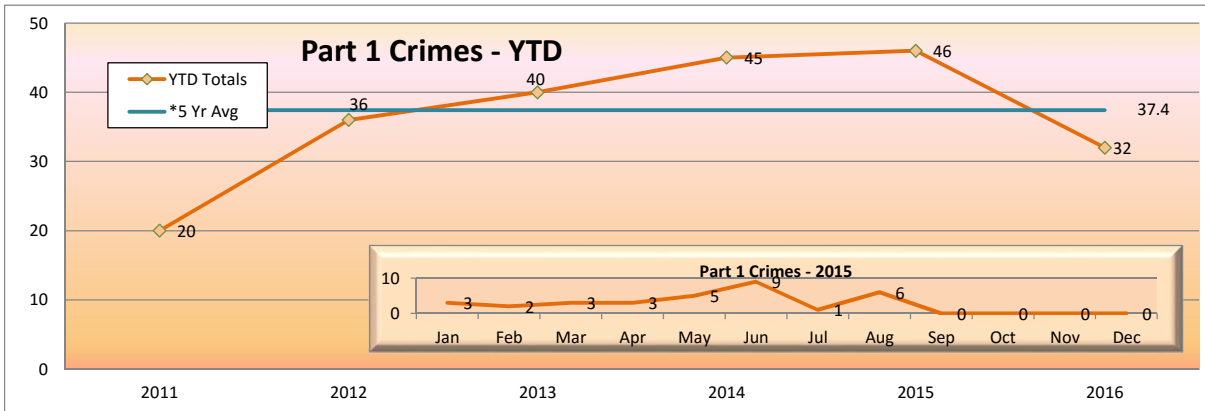
Part 1 Crimes per Station		
Station	Aug	YTD
North Hollywood	1	5
Laurel Canyon	1	2
Valley College	0	0
Woodman	1	3
Van Nuys	0	3
Sepulveda	0	2
Woodley	0	0
Balboa	0	1
Reseda	0	1
Tampa	0	1
Pierce College	1	4
De Soto	0	0
Canoga	0	3
Warner Center	1	1
Sherman Way	0	3
Roscoe	1	1
Nordhoff	0	0
Chatsworth	0	2
<b>Total</b>	<b>6</b>	<b>32</b>

ARRESTS		
Type	Aug	YTD
Felony	3	27
Misdemeanor	26	192
<b>TOTAL</b>	<b>29</b>	<b>219</b>

CITATIONS		
Type	Aug	YTD
Fare Evasion Citations	65	1,444
Other Citations	8	78
Vehicle Code Citations	48	592
<b>TOTAL</b>	<b>121</b>	<b>2,114</b>

CALLS FOR SERVICE				
TYPE	Aug		YTD	
	Total	Avg	Total	Avg
Emergency	6	10.5	45	9.2
Priority	45	15.1	415	14.3
Routine	37	32.3	228	32.2
<b>Total</b>	<b>88</b>	<b>22.0</b>	<b>688</b>	<b>19.9</b>

FARE ENFORCEMENT		
	Aug	YTD
Ridership	636,813	5,176,787
Contacts	67,441	559,524
% of Patrons Inspected	10.59	10.81
Boardings	0	57
Ride	19	19
Fare Warning	0	5



**Orange Line Highlights**

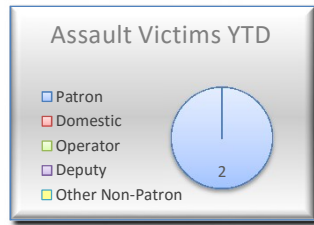
The Orange Line had 14 less part 1 crimes, which is a 30% decrease from the same period last year.

Part 1 crimes per 1,000,000 riders were up from the same period last year.

# SILVER LINE

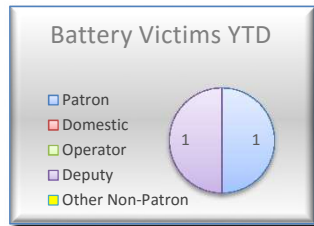
## REPORTED CRIME

PART 1 CRIMES	Aug	YTD
Homicide	0	0
Rape	0	0
Robbery	0	4
Agg Assault	0	2
Agg Assault on Op	0	0
Burglary	0	0
Grand Theft	0	1
Petty Theft	0	0
Motor Vehicle Theft	0	0
Burg/Theft From Vehicle	0	0
Arson	0	0
<b>SUB-TOTAL</b>	<b>0</b>	<b>7</b>
<b>Selected Part 2 Crimes</b>		
Battery	0	2
Battery Bus Operator	0	0
Sex Offenses	1	3
Weapons	0	1
Narcotics	0	0
Trespassing	0	0
Vandalism	0	0
<b>SUB-TOTAL</b>	<b>1</b>	<b>6</b>
<b>TOTAL</b>	<b>1</b>	<b>13</b>



## Part 1 Crimes per Station

Station	Aug	YTD
El Monte	0	0
Cal State LA	0	0
LAC/USC	0	1
Alameda	0	0
Downtown	0	1
37th St/USC	0	0
Slauson	0	2
Manchester	0	0
Harbor Fwy	0	3
Rosecrans	0	0
Harbor/Gateway	0	0
<b>Total</b>	<b>0</b>	<b>7</b>



## ARRESTS

Type	Aug	YTD
Felony	0	3
Misdemeanor	3	13
<b>TOTAL</b>	<b>3</b>	<b>16</b>

## CITATIONS

Type	Aug	YTD
Fare Evasion Citations	18	22
Other Citations	37	209
Vehicle Code Citations	23	224
<b>TOTAL</b>	<b>78</b>	<b>455</b>

## CALLS FOR SERVICE

TYPE	Aug		YTD	
	Total	Avg	Total	Avg
Emergency	2	0.0	9	4.7
Priority	10	13.5	84	12.4
Routine	12	27.8	79	24.0
<b>Total</b>	<b>24</b>	<b>19.9</b>	<b>172</b>	<b>17.3</b>

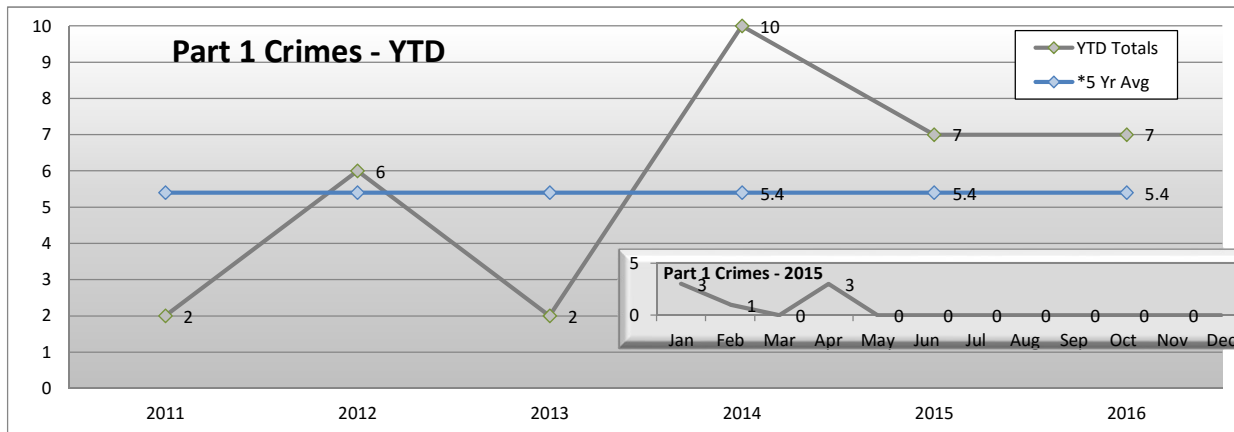
## FARE ENFORCEMENT

	Aug	YTD
Ridership	378,440	3,074,105
Contacts	11,367	50,197
% of Patrons Inspected	3.00	1.63
Boardings	0	468
Ride	0	0
Fare Warning	0	29

### Silver Line Highlights

The Silver Line had the same amount of part 1 crimes compared to the same period last year.

Part 1 crimes per 1,000,000 riders were down from the same period last year.



\*5 yr average is based on the average of part 1 crimes from 2011 - 2015.

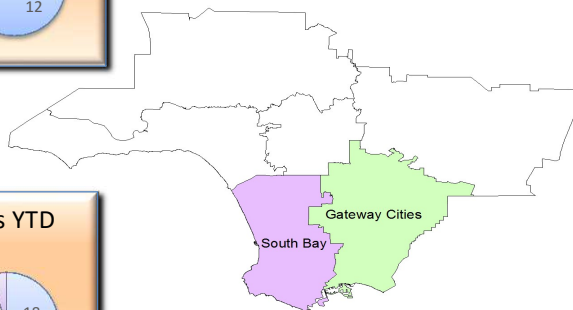
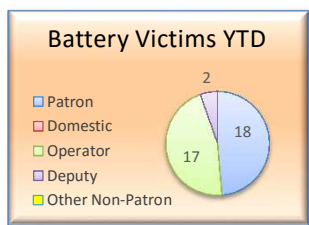
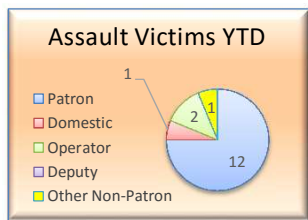
# South Bus Patrol

## REPORTED CRIME

PART 1 CRIMES	Aug	YTD
Homicide	0	0
Rape	0	0
Robbery	2	21
Agg Assault	3	14
Agg Assault on Op	1	2
Burglary	0	0
Grand Theft	0	16
Petty Theft	2	20
Motor Vehicle Theft	0	2
Burg/Theft From Vehicle	0	6
Arson	0	1
<b>SUB-TOTAL</b>	<b>8</b>	<b>82</b>
<b>Selected Part 2 Crimes</b>		
Battery	6	20
Battery Bus Operator	0	17
Sex Offenses	1	6
Weapons	1	8
Narcotics	0	8
Trespassing	0	1
Vandalism	1	25
<b>SUB-TOTAL</b>	<b>9</b>	<b>85</b>
<b>TOTAL</b>	<b>17</b>	<b>167</b>

## Part 1 Crimes per Sector

Sector	Aug	YTD
Gateway Cities	4	18
South Bay	4	64
<b>Total</b>	<b>8</b>	<b>82</b>



## ARRESTS

Type	Aug	YTD
Felony	7	68
Misdemeanor	8	242
<b>TOTAL</b>	<b>15</b>	<b>310</b>

## CITATIONS

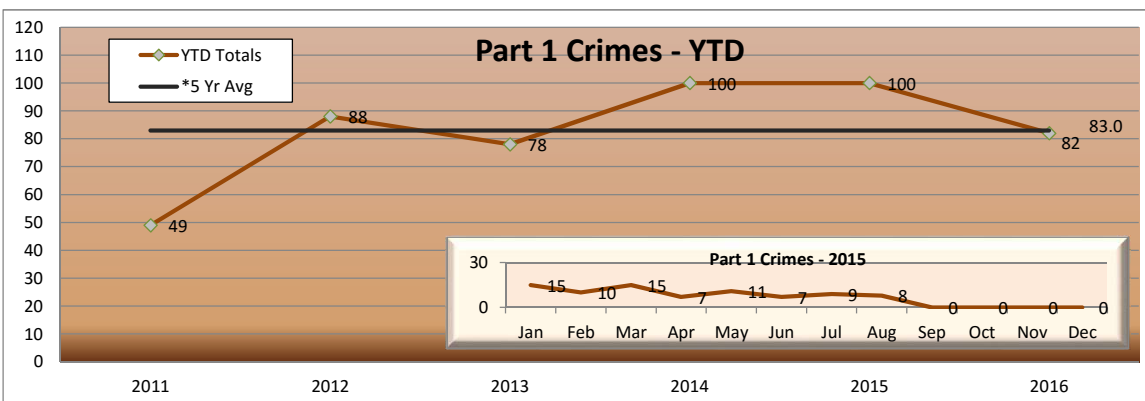
Type	Aug	YTD
Fare Evasion Citations	16	112
Other Citations	2	26
Vehicle Code Citations	14	76
<b>TOTAL</b>	<b>32</b>	<b>214</b>

## CALLS FOR SERVICE

TYPE	Aug		YTD	
	Total	Avg	Total	Avg
Emergency	14	7.8	124	8.4
Priority	131	15.8	1,277	16.3
Routine	92	27.2	697	32.7
<b>Total</b>	<b>237</b>	<b>19.7</b>	<b>2,098</b>	<b>21.2</b>

## FARE ENFORCEMENT\*

\*South Bus Fare Enforcement data is combined with North Bus.



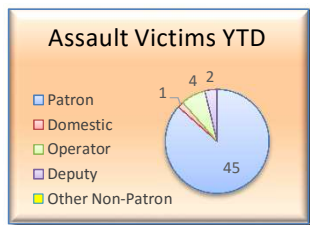
\*5 yr average is based on the average of part 1 crimes from 2011 - 2015.

## South Bus Highlights

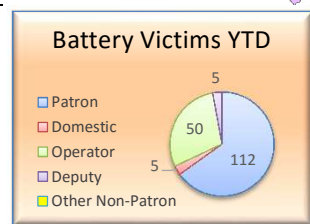
The South bus Lines had 18 less part 1 crime, which is a 18% decrease from the same period last year.

# North Bus Patrol

REPORTED CRIME		
PART 1 CRIMES	Aug	YTD
Homicide	0	0
Rape	0	2
Robbery	3	31
Agg Assault	5	48
Agg Assault on Op	1	4
Burglary	0	2
Grand Theft	1	59
Petty Theft	3	51
Motor Vehicle Theft	1	3
Burg/Theft From Vehicle	0	4
Arson	0	1
<b>SUB-TOTAL</b>	<b>14</b>	<b>205</b>
Selected Part 2 Crimes		
Battery	17	122
Battery Bus Operator	4	50
Sex Offenses	3	35
Weapons	2	10
Narcotics	0	20
Trespassing	1	2
Vandalism	19	84
<b>SUB-TOTAL</b>	<b>46</b>	<b>323</b>
<b>TOTAL</b>	<b>60</b>	<b>528</b>



Part 1 Crimes per Sector		
Sector	Aug	YTD
San Gabriel	1	13
Westside	1	12
San Fernando	4	20
Central	8	160
<b>Total</b>	<b>14</b>	<b>205</b>

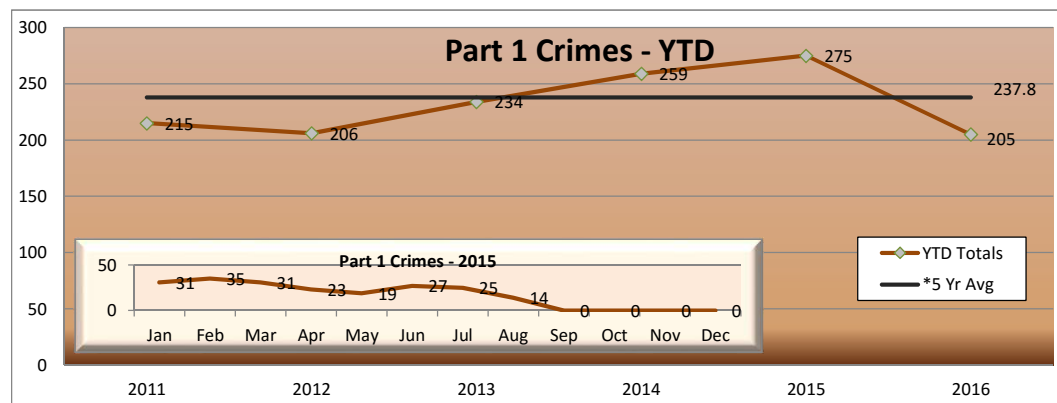


ARRESTS		
Type	Aug	YTD
Felony	11	100
Misdemeanor	52	457
<b>TOTAL</b>	<b>63</b>	<b>557</b>

CITATIONS		
Type	Aug	YTD
Fare Evasion Citations	9	262
Other Citations	9	127
Vehicle Code Citations	1,103	8,418
<b>TOTAL</b>	<b>1,121</b>	<b>8,807</b>

CALLS FOR SERVICE				
TYPE	Aug		YTD	
	Total	Avg	Total	Avg
Emergency	54	8.2	346	8.4
Priority	411	16.6	3,547	16.6
Routine	324	35.9	2,284	28.7
<b>Total</b>	<b>789</b>	<b>24.0</b>	<b>6,177</b>	<b>20.6</b>

FARE ENFORCEMENT		
	Aug	YTD
Ridership*	24,958,589	197,947,189
Contacts	1,031	12,327
% of Patrons Inspected	0.00	0.01
Boardings	2,753	28,682
Rides	1,447	11,066
Fare Warning	491	3,379

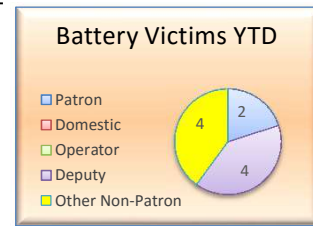
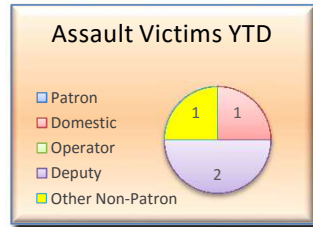


**North Bus Highlights**  
The North Bus Lines had 70 less part 1 crimes, which is a 25% decrease from the same period last year.

\*5 yr average is based on the average of part 1 crimes from 2011 - 2015.

# Union Station

REPORTED CRIME		
PART 1 CRIMES	Aug	YTD
Homicide	0	0
Rape	0	1
Robbery	0	1
Agg Assault	0	4
Agg Assault on Op	0	0
Burglary	0	4
Grand Theft	0	3
Petty Theft	1	12
Motor Vehicle Theft	0	1
Burg/Theft From Vehicle	0	0
Arson	0	1
<b>SUB-TOTAL</b>	<b>1</b>	<b>27</b>
Selected Part 2 Crimes		
Battery	3	10
Battery Bus Operator	0	0
Sex Offenses	0	1
Weapons	0	0
Narcotics	0	0
Trespassing	0	0
Vandalism	0	4
<b>SUB-TOTAL</b>	<b>3</b>	<b>15</b>
<b>TOTAL</b>	<b>4</b>	<b>42</b>



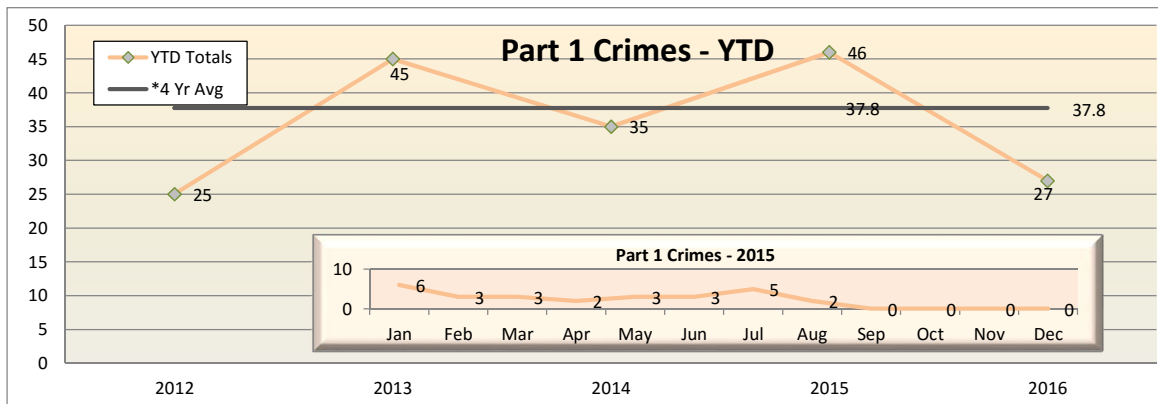
Part 1 Crimes at Union Station		
Side	Aug	YTD
Westside	1	24
Eastside	0	3
<b>Total</b>	<b>1</b>	<b>27</b>



ARRESTS		
Type	Aug	YTD
Felony	5	23
Misdemeanor	13	73
<b>TOTAL</b>	<b>18</b>	<b>96</b>

CITATIONS		
Type	Aug	YTD
Fare Evasion Citations	5	56
Other Citations	40	202
Vehicle Code Citations	0	105
<b>TOTAL</b>	<b>45</b>	<b>363</b>

CALLS FOR SERVICE				
TYPE	Aug		YTD	
	Total	Avg	Total	Avg
Emergency	0	0.0	10	2.6
Priority	19	6.2	215	16.4
Routine	22	8.1	175	14.6
<b>Total</b>	<b>41</b>	<b>7.2</b>	<b>400</b>	<b>15.3</b>



\*4 yr average is based on the average of part 1 crimes from 2012 - 2015.

## Union Station Highlights

Union Station had 19 less part 1 crimes, which is a 41% decrease from the same period last year.



LOS ANGELES COUNTY SHERIFF'S DEPARTMENT  
 TRANSIT POLICING DIVISION  
 RONENE M. THOMAS, CHIEF

**ALLOCATION OF LAW ENFORCEMENT SERVICES  
 RESERVE COMPANY SERVICES  
 August 2016**

	JAN	FEB	MAR	APR	MAY	JUN	JUL	AUG	SEP	OCT	NOV	DEC	YTD
<b>TSB San Fernando Valley</b>	12	40	61	21	24	22	16	53					<b>249</b>
<b>Westside/Central Motors</b>	161	120	155	181	189	155	109	171					<b>1241</b>
<b>SGV Volunteer Company</b>	16	21	24	16	16	24	16	16					<b>149</b>
<b>Blue/Green Line Sector</b>	16	16	16	12	32	32	16	8					<b>148</b>
<b>TOTAL</b>	<b>205</b>	<b>197</b>	<b>256</b>	<b>230</b>	<b>261</b>	<b>233</b>	<b>157</b>	<b>248</b>	<b>0</b>	<b>0</b>	<b>0</b>	<b>0</b>	<b>1787</b>

\*Each month, Reserve totals will display totals from the previous month because totals are not submitted until the end of each month.

The LASD reserve units are attached to regular LASD units of assignments. The reserves are there to perform the same function as any deputy. In that way, the reserves augment the force at no increase in cost. Contract agencies benefit significantly by the presence of reserves since they are directly paying for the LASD contract and do not have to pay for the additional reserve force.

\*N/C = Not Complete

[www.lasdreserve.org](http://www.lasdreserve.org)

Bus Operator Assault Matrix

Reason	Line	Div	Type	Date	Day	Time	Narrative	Flyer	Barrier	Arrest	Charges Requested	Charges Filed	Sentence (Probation/Time/Jail or Prison)
Passenger Pass Up	L244	15	Battery	1/6/2016	Wed	21:00	Sus MB/50/510/180/Blk/Bro spit in the bus op face for passing him up, no barrier	Y					
Fare	L2	10	Battery	1/8/2016	Fri	19:37	Battery sus arrested for bumping bus op outside of bus after she asked for fare, barrier, only half shut			Yes	243.3 PC	243.3 PC	
Fare	L111	18	Battery	1/11/2016	Mon	15:15	Sus MH/35/601/250 spit on the bus op after he was asked for fare	Y					
Demand Stop	L207	18	Battery	1/16/2016	Sat	12:52	Battery sus arrested for spitting on bus op after he wouldn't stop the bus where the sus wanted			Yes	243.3 PC	243.3 PC	
Missed stop	L164	8	Battery	1/17/2016	Sun	17:19	Battery sus arrested for puchning bus op in the face for missing her stop, no barrier			Yes	243.3 PC	243.3 PC	
Fare	L240	8	Battery	1/21/2016	Thu	17:50	Sus MB/18-20 threw cold liquid on bus op after sus stated his TAP card wasn't working, vic said Whatever, no barrier	Y					
Disorderly	L245	8	Battery	2/2/2016	Tue	16:30	Sus FW/25-30 spit on bus op when he asked her to leave for yelling, no barrier						
Other/Bus Pass	L45	1	Battery	2/3/2016	Wed	9:25	Sus MB/25-30/511/thin spit on bus op after he asked to see his day pass	Y					
Policy/door	L243	8	Battery	2/5/2016	Fri	11:30	Battery sus arrested for throwing coin slot cover at bus op for not holding bus for her brother and requesting fare			Yes	243.3 PC	243.3 PC	Case given to Probation for review
No Reason	L-Unk	3	Battery	2/10/2016	Wed	23:20	Sus MH/25/507/508/175 punched bus op in the face unprovoked, no barrier	Y					
Missed stop	L51	2	Battery	2/13/2016	Sat	12:15	Battery sus arrested for hitting bus op in the head with a purse for missing a stop, barrier installed, only bottom portion being used			Yes	242/243.3 PC	242/243.3 PC	Convicted - 12 Months Summary Probation
Other/Calling Police	L115	18	Battery	2/13/2016	Sat	16:10	Battery sus arrested for assaulting vic1 and then spitting on bus op for calling the police			Yes	243.3 PC	243.3 PC	Misdemeanor filed; Case # 6DN05865
Passenger Pass Up	L780	3	Assault	2/17/2016	Wed	14:00	Sus MB/50s/602-603/240 threw beer can at bus op, hit him in the chest, and vic injured elbow in fall outside of bus for passing sus up at stop (no barrier, incident outside of bus)						
Fare	L62	1	Battery	2/19/2016	Fri	9:59	Sus MB/20-25/511/170 reached over barrier and poured water on bus op after he asked for fare, barrier in use						
No Reason	L165	9	Battery	2/20/2016	Sat	11:45	Sus MW/509/170/Bro/Blu grabbed bus op shoulders with both hands and held on, vic pushed him away	Y					
Mentally Ill	L234	15	Battery	2/21/2016	Sun	19:46	Battery sus arrested for attacking bus op and 2 other patrons, mentally ill, happened outside bus (no barrier)			Yes	243.3 PC	243.3 PC	Case Closed/Unable to file Reason: 5150
	L264	9	Sex Crime	2/21/2016	Sun	20:10	L264 City of Hope Hospital 2/21 2010hrs - Sus MB/20-25/511/250/Blk/Bro rubbed his crotch against vic's thigh and grabbed her breast, no barrier						

\*Highlighted in yellow: have court dates pending or have been referred to the LA County Attorney's Office with no disposition yet.



ATTACHMENT B

Missed stop	L705	7	Battery	2/26/2016	Fri	16:32	Sus MB/20/507/140 spit on bus op for passing sus stop b/c it was a rapid bus, no barrier	Y						
No Reason	L110	5	Battery	2/27/2016	Sat	13:34	Sus MB/50/600/165/Blk/Bro attempted to assault bus op for no reason, but was unable to get to vic because barrier was up, vic hurt his knee & back avoiding sus							
Policy/Blocking	L2	7	Battery	2/29/2016	Mon	22:20	Sus MW/35/207/150 spit on bus op for telling sus to move bags out of the aisle	Y						
Policy/end of line	L210	18	Battery	3/6/2016	Sun	23:08	Sus MB/20s/508/160/Blk/Bro punched the bus op in the face for vic asking him to leave at the end of the line, no barrier (bus op standing in front of bus)	Y						
Policy/out of service	L704	10	Battery	3/7/2016	Mon	10:00	Battery sus arrested for pushing & punching bus op for asking sus to exit bus at the end of service, no barrier (bus op standing in front of bus)		Yes	242 PC	242 PC		Misdemeanor referred to diff court; Case # 6AR21962	
Policy/drugs	L40	18	Battery	3/9/2016	Wed	15:55	L40 MLK Blvd/Normandie 3/9 1555hrs - Battery sus arrested for throwing cold liquid on the bus op after telling sus he could not board w/ marijuana,							
Policy/Boarding	L487	9	Battery	3/10/2016	Thu	14:20	Battery sus arrested for punching and kicking bus op outside bus when vic told her to board at passenger pickup, no barrier (outside bus)		Yes	243.3 PC	243.3 PC		Misdemeanor filed; Case # 6EM01973, Bk # 4603176	
Other/Closed door on sus	L204	5	Battery	3/11/2016	Fri	23:01	Sus FB/25-35 kicked and slapped the bus op for closing the rear door on her							
Policy/Boarding	L745	10	Battery	3/12/2016	Sat	5:40	Battery sus arrested for spitting on bus op after he told sus he would have to board at the bus stop, (spit through window)		Yes	243.3 PC	243.3 PC		Convicted - 60 days jail & 3 years Summary Probation	
Missed stop	L728	3	Battery	3/17/2016	Thu	10:50	Sus MB/60s/600/160-170/Bald spit on the bus op for rapid bus missing his designated stop, no barrier - but monitor							
Other/Indecent Behavior	L90	15	Assault	3/19/2016	Sat	12:10	Assault sus arrested for swinging plank at bus op outside bus when vic asked sus to exit dur to indecent behavior, no barrier (outside)		Yes	245(a)(4) PC	245(a)(4) PC		Convicted - 3 Years Formal Probation	
Demand Stop	L45	1	Battery	3/19/2016	Sat	15:58	Battery sus arrested for punching bus op in the face and demanded to be let out of the bus		Yes	243.3 PC	243.3 PC		Case Rejected/Reason: Interest of Justice	
Other/Closing door on sus	L270	95	Battery	3/24/2016	Thu	18:00	Sus MW/35-40/600/180 punched the bus op in the face for not stopping to pick him up and closing the doors on his wife							
Fare	L207	5	Battery	3/25/2016	Fri	18:40	Sus MB/510/180/40yrs spit on bus op over not having fare	Y						
Missed stop	L207	5	Battery	3/26/2016	Sat	17:55	Sus FB/18-25/504/slim/Brn/Brn threw dirt on bus op after missing stop							
Missed stop	L45	1	Battery	3/27/2016	Sun	10:41	Sus FB/506/160/30-40 punched bus op 3 times for missing stop	Y						
Demand Stop	L234	15	Battery	3/29/2016	Tue	16:16	MB sus arrested for punching bus op after he demanded a stop		Yes	243.3 PC	243.3 PC		Felony filed; Case # LA083122; Arraignment Hearing 9/20/16	
Fare	Dash		Battery	4/14/2016	Thu	15:00	Sus FW/27/508/200 struck bus op in face after she asked for fare; sus not arrested due to developmental disability		Yes	243.3PC	243.3PC		Sus not arrested due to developmental disability	

\*Highlighted in yellow: have court dates pending or have been referred to the LA County Attorney's Office with no disposition yet.

ATTACHMENT B

Fare	L200	2	Battery	4/18/2016	Mon	20:20	Sus FH/500/50s punched bus op in shoulder over fare - no barrier							
Other	L51	2	Battery	4/22/2016	Fri	17:00	Sus MH/509/145/40-50yrs punched bus op b/c of his driving							
Policy/Hazardous Materials	L762	9	Battery	4/25/2016	Mon	16:12	Sus MH/507-508/215-220 threw liquid onto bus op b/c he wouldn't let him board with hazardous materials, no barrier	Y						
Fare	L745	10	Battery	4/29/2016	Fri	13:13	Sus MB/21-22/506/130/Blk/Bro spit on the bus op when she wouldn't let him ride for free, no barrier	Y						
Missed stop	L120	18	Battery	4/29/2016	Fri	17:55	Sus FB/18-20/500/120/Blk/Bro spit on bus op b/c she wanted to exit the bus, barrier not used properly	Y						
Missed stop	L53	1	Battery	4/30/2016	Sat	15:45	Sus MH/35-40/507/200 poked the bus op in the arm asking to be let out							
Policy/end of line	L-Orange	8	Battery	5/5/2016	Thu	14:45	Sus MH/26/602/173 took a swing at bus op after he told sus to exit the bus when it was having mechanical problems, vic non-desirous; no barrier, incident outside bus							
No Reason	L110	5	Assault	5/5/2016	Thu	5:38	Sus MH/508/215/Blk/Bro attempted to stab bus op w/ screwdriver, no barrier	Y						
Policy/out of service	L2	1	Battery	5/10/2016	Tue	8:05	Sus MW/510/200/Blk spit on bus op when he asked sus to leave b/c bus was out of service, barrier not used properly, half closed	Y						
Missed stop	L45	3	Battery	5/10/2016	Tue	17:15	Sus MB/38/511/185/Blk/Bro struck the bus op in the neck when he didn't stop the bus where the vic wanted to exit	Y						
Disorderly	L210	18	Battery	5/12/2016	Thu	9:30	Battery sus arrested for throwing cup at bus op for telling sus to exit when he was harrasing patrons		Yes	243.3PC	243.3 PC		Misdemenaor filed - City Attorney	
Disorderly	L612	2	Assault	5/12/2016	Thu	17:47	Assault sus arrested for punching bus op in the face after she was asked to exit for being too loud		Yes	245(a)(1) PC & 243.3 PC	245(a)(1) PC & 243.3 PC		Felony filed; Case # BA446659	
Policy/standing	L28	3	Battery	5/13/2016	Fri	17:01	Sus MH/506/200/Blk/Bro spit on bus op when she asked him to take a seat	Y						
No Reason	L704	10	Battery	5/15/2016	Sun	17:25	Sus FB/45/506/165/Bro/Bro wiped her fingers on bus op for no reason, then exited, no barrier	Y						
Missed stop	L40	18	Battery	5/23/2016	Mon	18:30	Sus FB/18-25/508-511/100-120 spit on bus op for missing sus stop, no barrier	Y						
Passing up sus	L740	5	Battery	5/23/2016	Mon	18:51	Sus FB/45-50/510/162/Red/Bro spit and punched bus op for almost passing her up, no barrier	Y						
Mentally Ill	L28	3	Battery	5/29/2016	Sun	15:55	Battery sus arrested for choking and punching bus op because he wanted to go back to jail, no barrier		Yes	243.3 PC	243.3 PC		Misdemeanor filed; Case # 6MZ00636; Further proceedings 9/16/16	
Mentally Ill	L204	5	Battery	6/5/2016	Sun	13:35	MB sus spit on bus op, possibly mental illness, Sus ID'd, vic non-desirous, no barrier							
Fare	L260	9	Battery	6/6/2016	Mon	14:15	MA sus arrested for hitting bus op over fare		Yes	243.3 PC	243.3 PC		Misdemeanor filed; Case # 6ES02852; pre-trial hearing 9/27/16	

\*Highlighted in yellow: have court dates pending or have been referred to the LA County Attorney's Office with no disposition yet.

ATTACHMENT B

Disorderly	L40	5	Battery	6/6/2016	Mon	15:00	Sus FB/504/115/20 threatened bus op and spit on her							
Disorderly	L762	9	Battery	6/7/2016	Tue	21:00	Sus MH/510/180/braids punched bus op in face when she told sus to sit down, no barrier							
Fare	L733	10	Battery	6/14/2016	Tue	16:35	MB sus arrested for kicking bus op over fare	Yes	243.3 PC	243.3 PC		Case declined; Referred to CA for Misdemeanor consideration		
Other	L210	18	Assault	6/14/2016	Tue	15:20	Sus MB/511/250/45 attempted to hit bus op with baton, road rage							
No Reason	L4	10	Battery	6/17/2016	Fri	5:00	Sus MH/510/240/35yrs punched bus op for no reason, no barrier							
Fare	L758	8	Battery	6/18/2016	Sat	12:05	Sus FW/Blonde/45 spat on bus op over fare	Y						
No Reason	L51	2	Battery	6/18/2016	Sat	17:17	Sus MB/510/180/30-35yrs slapped bus op in the back of head for no reason	Y						
Driving slow	L20	7	Battery	6/19/2016	Sun	7:18	Battery sus arrested for punching bus op in the arm for taking too long to let wheelchair patron off bus, no barrier	Yes	243.3 PC	243.3 PC		Case Rejected/City Attorney Reason: Interest of Justice		
	L460	1	Sex Crime	6/20/2016	Mon	5:43	Sus MB/40/500-501/180 exposed himself to bus driver as she pulled into bus layover							
Passing up sus	L20	10	Battery	6/21/2016	Tue	15:45	Sus MH/25-30/506/180/Blk/Bro spit on the bus op for passing him at previous stop, barrier not used properly, only bottom half used	Y						
Missed stop	L2	7	Battery	7/3/2016	Sun	15:55	Battery sus arrested for spitting on bus op when she missed his stop due to construction	Yes	242 PC & 243.35(a) PC	242 PC & 243.35(a) PC		Misdemeanor filed w/ City Attorney		
Disorderly	L-Orange	8	Assault	7/7/2016	Thu	23:00	Assault sus arrested for spray painting bus op in the face & punching him for telling him to turn down music	Yes	244 PC	244 PC		Case Pending; Case # 36363164		
Disorderly	L260	9	Battery	7/12/2016	Tue	16:20	Battery sus arrested for running wheelchair into bus op's leg and punching him multiple times; no barrier (incident in aisle of bus)	Yes	243.3 PC	243.3 PC		Case Submitted for filing on 8/9/16; Arraignment Hearing 9/12/16 Case # 6ES03486		
Blocking bus	L16	1	Battery	7/14/2016	Thu	15:28	Sus MB/24-26/509/160/Blk/Blk spit on bus op & punched him in the face after driver told him to watch out, no barrier (outside of bus)							
Blocking bus	L14	7	Battery	7/15/2016	Fri	15:00	Sus MH/20-25/507/120 spit on bus op outside of his window for passing sus who was on bike, no barrier (outside of bus)							
No Reason	L210	18	Battery	7/21/2016	Thu	11:24	MB sus arrested for hitting bus op for no reason	Yes	243.3 PC	243.3 PC		Waiting for report to be processed		
Policy/out of service	L167	98	Battery	7/22/2016	Fri	13:58	Battery sus arrested for punching bus op when he told sus bus was out of service, no barrier (outside of bus)	Yes	243.3 PC	243.3 PC		Referred to CA for misdemeanor consideration; Case # 36132870		
Passing up sus	L108	5	Battery	7/25/2016	Mon	13:07	Sus FB/502/125/20-24yrs spit and punched bus op multiple times, barrier not used							
Passing up sus	L-Orange	8	Battery	8/2/2016	Tue	1:05	Sus MB/508/150 punched bus op for passing him up when not at bus stop							
Fare	L4	7	Battery	8/4/2016	Thu	15:15	Sus MB/25/510/160 spit on bus op when she asked for fare, barrier not used properly (top portion not shut)							
Policy/Drinking	L757	5	Battery	8/5/2016	Fri	14:35	Sus FB/35-40/506/160 sprayed bus op w/ pepper spray when he told them not to drink Alcohol,							
No Reason	L720	13	Battery	8/6/2016	Sat	10:05	Battery sus arrested for punching bus op in the mouth for no reason,							
Disorderly	L40	13	Assault	8/18/2016	Thu	22:46	Sus MB/20/510/175 punched the bus op in the face after arguing w/ other passengers	Y						
Fare	L2	13	Assault	8/23/2016	Tue	18:20	Sus MB/30/600/160 choked bus op for quoting the fare							
	L28	NF	Sex Crime	8/25/2016	Thu	2:00	Indecent Exp sus arrested for masturbating in front of bus op	Yes						
Fare	L720	13	Battery	8/27/2016	Sat	10:20	Sus MH/40/502-504/140-160 spit on bus op after advising sus his tap card was empty, no barrier							

\*Highlighted in yellow: have court dates pending or have been referred to the LA County Attorney's Office with no disposition yet.