



Board Report

File #: 2018-0761, **File Type:** Informational Report

Agenda Number: 17.

PLANNING AND PROGRAMMING COMMITTEE JANUARY 16, 2019

SUBJECT: QUARTERLY STATUS DASHBOARD OF COUNTYWIDE PLANNING AND DEVELOPMENT DEPARTMENT'S STRATEGIC PROJECTS AND PROGRAMS

ACTION: RECEIVE AND FILE

RECOMMENDATION

RECEIVE AND FILE the Quarterly Status Dashboard of Countywide Planning and Development (CPD) Department's Strategic Projects and Programs.

ISSUE

This item provides a snapshot of CPD's work program, with the status of key projects and programs that are pending or ongoing before the Board during the next 10 years in a dashboard format (Attachments A and B). To be provided on a quarterly basis, the Dashboard is a simplified approach to communicating information to enhance transparency and accountability, along with providing a comprehensive context for informed decision-making.

BACKGROUND

CPD introduced its Fiscal Year (FY) 2018 work program and intent to provide periodic updates at the September 2017 Planning and Programming Committee meeting (Legistar File #2017-0565). As part of that report to the Board, an overview of CPD's core services was provided.

DISCUSSION

CPD is responsible for planning Los Angeles County's regional transit system and programming federal, state and local transportation funds for the county's transit system, highway program and locally-sponsored, regionally-significant projects for all modes of transportation and related programs. As such, it is at the forefront of many of Metro's planning and policy efforts, along with having a significant role in the implementation of those efforts through numerous programs. Direction and decisions on these significant policy and planning efforts come from the Metro Board of Directors.

The Dashboard summarizes the status of CPD's key projects and programs that are pending or anticipating action by the Board. These include the well-known capital projects in the Measure M Expenditure Plan, policy initiatives, strategic financial planning and programming, mobility programs,

and real estate stewardship. Most of the projects and programs on the Dashboard are led by CPD, while a few involve a support role, due to a transition of project leadership to Program Management through the project delivery lifecycle. CPD is currently developing a more robust Dashboard. As such, this version of the Dashboard should be viewed as an interim deliverable.

Measure M capital projects (excluding highway projects) represent a significant area of work by CPD. Of the 22 major capital projects on the Dashboard, 16 are Measure M projects. CPD is meeting or exceeding the Measure M project schedules, as set forth in the Expenditure Plan for the ordinance. Nine of these Measure M projects are anticipated to be completed within the next 10 years; however, work is also advancing on the remaining seven projects that are scheduled for completion beyond the next decade. In addition, significant resources are being allocated to six projects that are not part of the Measure M Expenditure Plan, five of which currently have completion dates that are undefined due to funding uncertainties.

Consistency with Metro's Equity Platform Framework

The transparency and accountability inherent to the Dashboard facilitates access to information that supports engagement and decision-making. Access to information promotes access to opportunity, a fundamental principle of the Equity Platform Framework.

FINANCIAL IMPACT

This item has no fiscal impact to the agency because no action results from this receive and file report.

IMPLEMENTATION OF STRATEGIC PLAN GOALS

The Dashboard is consistent with Metro Vision 2028 Goal #5: Provide responsive, accountable, and trustworthy governance within the Metro organization. The Dashboard is transparent about CPD's work programs that are pending before the Board, which promotes accountability and trust in delivering public services.

ALTERNATIVES CONSIDERED

Since this is an informational report to the Board of existing work programs, it is administrative in nature. Therefore, alternatives are not applicable.

NEXT STEPS


CPD will provide an update of the Dashboard in the next quarter. Pending Board direction on the Twenty-Eight by '28 Initiative, the Dashboard may need to be updated. A separate dashboard specific to Twenty-Eight by '28 will also be maintained.

ATTACHMENTS

Attachment A - Overview of Countywide Planning & Development Dashboard
Attachment B - Countywide Planning & Development Dashboard

Prepared by: Brian Lam, Senior Transportation Planner, (213) 922-3077
Manjeet Ranu, Senior Executive Officer, Countywide Planning & Development, (213)
418-3157

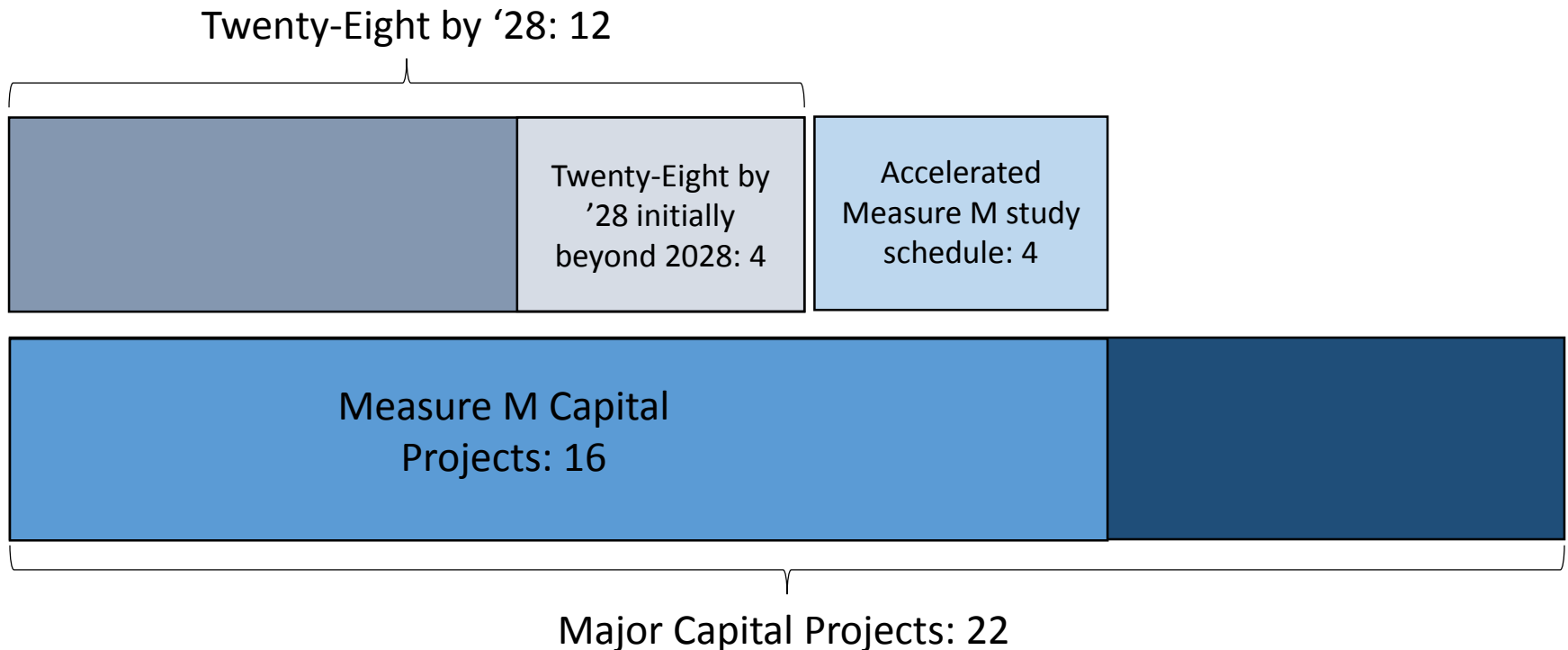
Reviewed by: Therese W. McMillan, Chief Planning Officer, (213) 922-7077



Phillip A. Washington
Chief Executive Officer

ATTACHMENT A: Countywide Planning & Development Capital Projects Overview *(excludes highway projects)*

- Dashboard summarizes key projects and programs that are pending or ongoing before the Board
- All schedules are tracking with Measure M mandates or faster



**ATTACHMENT B
COUNTYWIDE PLANNING & DEVELOPMENT
PROJECTS AND PROGRAMS DASHBOARD**

	Name	Type	Groundbreaking / Initiation Fiscal Year	Opening/ Completion Fiscal Year	Status	Next Board Date (two FYs outlook) ▼ Sorted	Next Board Action
CAPITAL							
1	<i>^M Vermont Transit Corridor BRT</i>	Capital	2024	2028	Feasibility/Alternatives Analysis	March 2019	<ul style="list-style-type: none"> Receive Technical Analysis of BRT/Rail Alternatives
2	<i>^M North Hollywood - Pasadena BRT</i>	Capital	2020	2022	Alternatives Analysis/Environmental	April 2019	<ul style="list-style-type: none"> Receive Alternatives Analysis Select alternatives for environmental review
3	<i>^M North San Fernando Valley BRT</i>	Capital	2019	2023	Alternatives Analysis/Environmental	April 2019	<ul style="list-style-type: none"> Receive Alternatives Analysis Select alternatives for environmental review
4	<i>^M East San Fernando Valley Transit Corridor LRT</i>	Capital	2021	2027	Environmental	May 2019	<ul style="list-style-type: none"> Certify Final EIR
5	<i>^M LA River Path (central gap)</i>	Capital	2023	2025	Feasibility/Alternatives Analysis	Spring 2019	<ul style="list-style-type: none"> Receive status update on Alternatives Analysis
6	Rail-to-River ATC (Segment B)	Capital	TBD	TBD	Alternatives Analysis/Environmental	July 2019	<ul style="list-style-type: none"> Award contract
7	<i>^M Sepulveda Transit Corridor TBD - Section 2</i>	Capital	2024	2033	Feasibility/Alternatives Analysis	November 2019	<ul style="list-style-type: none"> Receive Feasibility Study and Technical Compendium
8	<i>^M Sepulveda Transit Corridor TBD - Section 3</i>	Capital	2048	2057	Feasibility/Alternatives Analysis	November 2019	<ul style="list-style-type: none"> Receive Feasibility Study and Technical Compendium
9	<i>^M Crenshaw Northern Extension LRT</i>	Capital	2041	2047	Feasibility/Alternatives Analysis	Fall 2019	<ul style="list-style-type: none"> Receive Advanced Alternatives Screening Study and select alternatives for environmental review
10	<i>^M Green Line Extension to Torrance LRT</i>	Capital	2026	2030	Feasibility/Alternatives Analysis	Fall 2019	<ul style="list-style-type: none"> Award of environmental and advanced conceptual design contract Initiate environmental and conceptual design
11	<i>^M West Santa Ana Branch LRT - Segment 1</i>	Capital	2022	2028	Environmental	July 2020	<ul style="list-style-type: none"> Selection of LPA
12	<i>^M West Santa Ana Branch LRT - Segment 2</i>	Capital	2022	2041	Environmental	July 2020	<ul style="list-style-type: none"> Selection of LPA
13	<i>^M Eastside Extension LRT - Corridor 1</i>	Capital	2029	2035	Environmental	Early 2022	<ul style="list-style-type: none"> Selection of LPA
14	<i>^M Eastside Extension LRT - Corridor 2</i>	Capital	2053	2057	Environmental	Early 2022	<ul style="list-style-type: none"> Selection of LPA

Notes:

- Groundbreaking and opening fiscal years have a three-year range.
- *Italicized text* indicates Twenty-Eight by '28 capital project (12 projects).
 - ***Bolded, italicized text*** indicates Measure M capital projects in the Twenty-Eight by '28 list with Measure M completion date beyond 2028; dates shown are Measure M Expenditure Plan dates (4 projects).
- **Bolded text** indicates Measure M project not on Twenty-Eight by '28 list but is being studied faster than otherwise needed to meet Measure M schedule (4 projects).
- SMALL CAPS text indicates major capital project effort that is neither Measure M or in the L RTP (3 projects).

	Name	Type	Groundbreaking / Initiation Fiscal Year	Opening/ Completion Fiscal Year	Status	Next Board Date (two FYs outlook) ▼ Sorted	Next Board Action
15	CENTINELA GRADE SEPARATION LRT	Capital	TBD	TBD	Feasibility/Alternatives Analysis	Summer 2020	<ul style="list-style-type: none"> Accept findings of Feasibility Study and recommendation for next steps
16	ARTS DISTRICT/6TH STREET STATION HRT	Capital	TBD	TBD	Alternatives Analysis/Environmental	TBD	<ul style="list-style-type: none"> Receive and File Draft EIR and recommendation for next steps
17	LAUS Forecourt and Esplanade Improvements	Capital	2021	2021/2022	Environmental	TBD	<ul style="list-style-type: none"> Potential for additional environmental consideration Construction Contract/LOP
18	I-710 South Bike Path Projects	Capital	TBD	TBD	Alternatives Analysis/Environmental	TBD	<ul style="list-style-type: none"> TBD
19	DODGER STADIUM GONDOLA	Capital	TBD	TBD	Alternatives Analysis/Environmental	TBD	<ul style="list-style-type: none"> TBD
20	<i>M Purple Line Section 3 HRT</i>	Capital	2018	2026	Engineering	TBD	<ul style="list-style-type: none"> TBD
21	M Historic Downtown Streetcar	Capital	N/A	N/A	Environmental	TBD	<ul style="list-style-type: none"> TBD
22	<i>M New Bus Rapid Transit Corridors (Phase 1)</i>	Capital	2020	2022	Feasibility/Alternatives Analysis	TBD	<ul style="list-style-type: none"> TBD
JOINT DEVELOPMENT							
23	Taylor Yard Lot 9 Joint Development	Joint Development	2022	2024	Ground Lease	February/March 2019	<ul style="list-style-type: none"> Amend Ground Lease to allow affordable housing
24	1 st /Soto Joint Development	Joint Development	2021	2022	ENA	Spring/Summer 2019	<ul style="list-style-type: none"> Authorize JDA and Ground Lease
25	Little Tokyo/Arts District Joint Development	Joint Development	TBD	TBD	Planning	July 2019	<ul style="list-style-type: none"> Authorize ENA
26	Expo/Crenshaw Joint Development	Joint Development	2021	2023	ENA	December 2019	<ul style="list-style-type: none"> Extend 14-month ENA (Board update March 2019)
27	Vermont/Santa Monica Joint Development	Joint Development	2021	2023	ENA	January 2020	<ul style="list-style-type: none"> Authorize JDA
28	Mariachi Plaza Joint Development	Joint Development	2021	2023	ENA	July 2020	<ul style="list-style-type: none"> Authorize JDA
29	LAUS Master Commercial Development	Joint Development	TBD	TBD	Planning	FY 2021	<ul style="list-style-type: none"> Authorize ENA
30	El Monte Joint Development	Joint Development	TBD	TBD	Planning	TBD	<ul style="list-style-type: none"> ENA (TBD)
31	Chavez/Fickett Joint Development	Joint Development	2022	2024	ENA	TBD	<ul style="list-style-type: none"> Authorize JDA and Ground Lease

Page 2

Notes:

- Groundbreaking and opening fiscal years have a three-year range.
- *Italicized text* indicates Twenty-Eight by '28 capital project (12 projects).
 - **Bolded, italicized text** indicates Measure M capital projects in the Twenty-Eight by '28 list with Measure M completion date beyond 2028; dates shown are Measure M Expenditure Plan dates (4 projects).
- **Bolded text** indicates Measure M project not on Twenty-Eight by '28 list but is being studied faster than otherwise needed to meet Measure M schedule (4 projects).
- SMALL CAPS text indicates major capital project effort that is neither Measure M or in the LRTP (3 projects).

Updated December 2018

	Name	Type	Groundbreaking / Initiation Fiscal Year	Opening/ Completion Fiscal Year	Status	Next Board Date (two FYs outlook) ▼ Sorted	Next Board Action
32	1 st /Lorena Joint Development	Joint Development	TBD	TBD	ENA	TBD	• Authorize JDA and Ground Lease
33	North Hollywood Joint Development	Joint Development	2021	2028	ENA	TBD	• Authorize JDA
34	Division 6 (Venice Bus Yard)	Joint Development	2022	2024	Planning	TBD	• Approve Development Guidelines
35	Unsolicited Proposal 1	Joint Development	2023	2025	Planning	TBD	• Authorize ENA
36	Unsolicited Proposal 2	Joint Development	2023	2025	Planning	TBD	• Authorize ENA
37	Chavez/Soto Joint Development	Joint Development	2021	2023	JDA	TBD	• TBD
38	Taylor Yard Lot 2B Joint Development	Joint Development	2020	2022	JDA	TBD	• TBD
PROGRAMS							
39	TOC Small Business Fund	Program	Ongoing	Ongoing	Implementation/Operation	December 2019	• Approve amended program eligibility and additional lending partner
40	TOD Planning Grant Program	Program	N/A	N/A	Planning	FY 2020	• TOD Planning Grant Program Lessons Learned and Recommendations
41	Multi-year Sub-regional Programs	Program	2019	2057	Planning	January 2019	• Approve Programming of the Measure M Multi-Year Subregional Program funds for the Las Virgenes-Malibu subregion
STUDIES/PLANS							
42	Long Range Transportation Plan Update	Study/Plan	2017	2020	Planning	January 2019	• Receive and File Overview module framework and public outreach phase 1 results
43	Inglewood First/Last Mile (includes Airport Metro Connector FLM plan)	Study/Plan	N/A	N/A	Planning	February 2019	• Adopt Inglewood First/Last Mile Plan
44	Transit to Parks Strategic Plan	Study/Plan	N/A	N/A	Planning	February 2019	• Approve Plan
45	First/Last Mile Planning: Purple Line Sections 2 and 3 and First/Last Mile Guidelines	Study/Plan	N/A	N/A	Planning	March 2019	• Approve FLM Guidelines
46	Rio Hondo Confluence Station Feasibility Study	Study/Plan	2019	2022	Feasibility/Alternatives Analysis	May 2019	• Receive progress update on Feasibility Study
47	LAUS/Civic Center Exploratory Taskforce	Study/Plan	N/A	N/A	Planning	FY 2019	• Approval of Action Plan

Notes:

- Groundbreaking and opening fiscal years have a three-year range.
- *Italicized text* indicates Twenty-Eight by '28 capital project (12 projects).
 - **Bolded, italicized text** indicates Measure M capital projects in the Twenty-Eight by '28 list with Measure M completion date beyond 2028; dates shown are Measure M Expenditure Plan dates (4 projects).
- **Bolded text** indicates Measure M project not on Twenty-Eight by '28 list but is being studied faster than otherwise needed to meet Measure M schedule (4 projects).
- **SMALL CAPS** text indicates major capital project effort that is neither Measure M or in the LRTP (3 projects).

	Name	Type	Groundbreaking / Initiation Fiscal Year	Opening/ Completion Fiscal Year	Status	Next Board Date (two FYs outlook) ▼ Sorted	Next Board Action
48	First/Last Mile Planning: Foothill Gold Line Phase 2B Extension	Study/Plan	N/A	N/A	Planning	July 2019	• Approve First Last Mile Plan for Foothill Gold Line Phase 2B Stations
49	BRT Vision and Principles Study	Study/Plan	2019	2021	Planning	Fall 2019	• Receive and File status update
50	Integrated Station Design Solutions	Study/Plan	2018	2020	Planning	TBD	• Final Findings (TBD)
51	Goods Movement Strategic Plan	Study/Plan	2018	2020	Planning	TBD	• TBD
POLICIES							
52	Equity Platform	Policy	TBD	TBD	Planning	January 2019	• Receive and File FY19 Activation Plan
53	TOC Implementation Plan and Performance Metrics	Policy	Ongoing	Ongoing	Planning	June 2019	• Receive and File Draft TOC Metrics (with LRTP Equity Metrics)
OTHER							
54	Twenty-Eight by '28 Financial and Funding Plan	Other	N/A	N/A	Planning	January 2019	• Receive Board direction
55	Projects & Programs Dashboard	Other	2018	Ongoing	Implementation/Operation	May 2019	• Receive and File interim dashboard
56	Short Range Financial Forecast	Other	N/A	N/A	Planning	Summer 2019	• Annual Receive and File

Notes:

- Groundbreaking and opening fiscal years have a three-year range.
- *Italicized text* indicates Twenty-Eight by '28 capital project (12 projects).
 - ***Bolded, italicized text*** indicates Measure M capital projects in the Twenty-Eight by '28 list with Measure M completion date beyond 2028; dates shown are Measure M Expenditure Plan dates (4 projects).
- **Bolded text** indicates Measure M project not on Twenty-Eight by '28 list but is being studied faster than otherwise needed to meet Measure M schedule (4 projects).
- SMALL CAPS text indicates major capital project effort that is neither Measure M or in the LRTP (3 projects).

Countywide Planning & Development Dashboard

Planning & Programming Committee
January 16, 2019



Support for a Transformative Transportation Agency

- Facilitating transformation, transparency and accountability
 - Planning, design and environmental review processes
 - Public engagement and equity
 - Financial planning and funding
 - Real property acquisition, development and management
 - Operating programs
- Work program dashboard

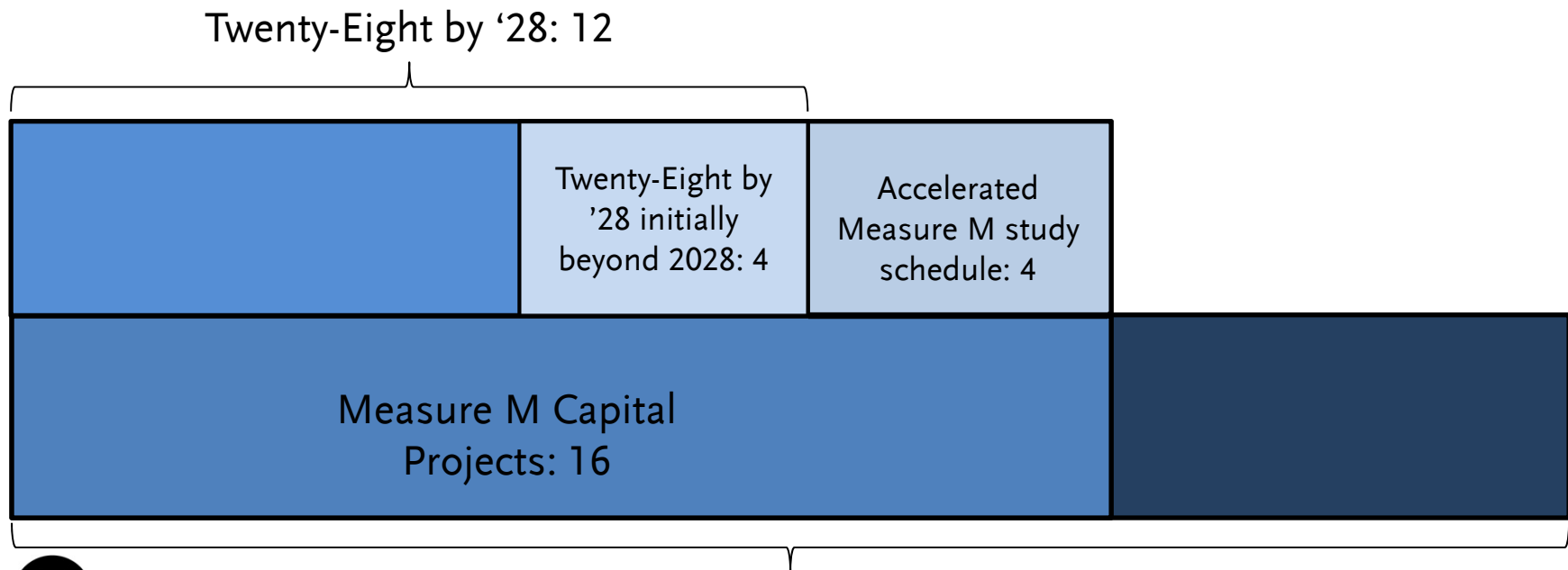


Comprehensive, Coordinated Catalytic Change

- Many efforts, programs and funding sources to achieve and maintain Measure M's promise
- *e.g.*, Propositions A and C contribute funding to both capital projects and operations to make Measure M's transformative program possible
- Over the next 10 years, Propositions A and C are forecast to contribute...
 - \$8.6 billion to match Measure M (local match for capital) and other Metro capital investments
 - \$9.8 billion for Metro and other transit operations

Countywide Planning & Development Dashboard

- Dashboard summarizes key projects and programs that are pending or ongoing before the Board
- All capital project schedules are tracking with Measure M mandates or faster



Back to Work



Metro®