



Metro

Los Angeles County
Metropolitan Transportation
Authority
One Gateway Plaza
3rd Floor Board Room
Los Angeles, CA

Board Report

File #: 2020-0406, **File Type:** Oral Report / Presentation

Agenda Number: 7.

MEASURE M INDEPENDENT TAXPAYERS OVERSIGHT COMMITTEE JULY 7, 2020

SUBJECT: RECEIVE Oral Report on Active Transportation Program


ACTION: ORAL REPORT

RECOMMENDATION

Oral Report on Active Transportation Program

Active Transportation Updates

Measure M Independent Taxpayer Oversight Committee
July 7, 2020



LA River West San Fernando Valley



Project Description

- ~13-mile biking and walking path along LA River in West SFV
- \$60M Programmed in FY23

Segments 1 & 2 Status

- Currently in Design phase
- Delays due to ATP funding allocation and COVID-19
- Extended Design Completion Date to December 2021

Next Steps

- Applying to ATP Cycle 5 for Segment 8 and will start environmental work.

LA River Path



Project Description

- \$365M active transportation corridor
- Close 8-mile gap from Elysian Valley to Vernon

Status

- Sep 2019, Board approved initiation of DEIR for three alternatives
- Completed Project Scoping
- Preparing Draft Project Scoping Report

What's Next

- Commence on technical documents (Supporting DEIR and Advanced Conceptual Engineering)

Multi-Year Subregional Programs



Status

- April 2020, annual update for North County Subregion
 - Deobligated \$4.2 million previously approved active transportation projects, for reallocation at the request of project sponsors

What's Next

- Annual update for South Bay and Arroyo Verdugo subregions
- Continue working with MSP requests for Central LA and Westside Cities

Metro Active Transport Program

FLM PRIORITY NETWORK



REGIONAL AT CORRIDORS



Background

- Measure M established 2% AT Fund
- Multi-year competitive grant program (\$857M in 2015 dollars)
- Cycle 1 (5 years): \$75M for First Last Mile and Active Transportation Corridor projects

Status

- Apr 30, 2020 - 28 Letters of Interest received
- Project Evaluations nearing completion

What's Next

- Fall 2020 - Project selection and Board approval

Active Transportation Usage

COVID-19 Conditions

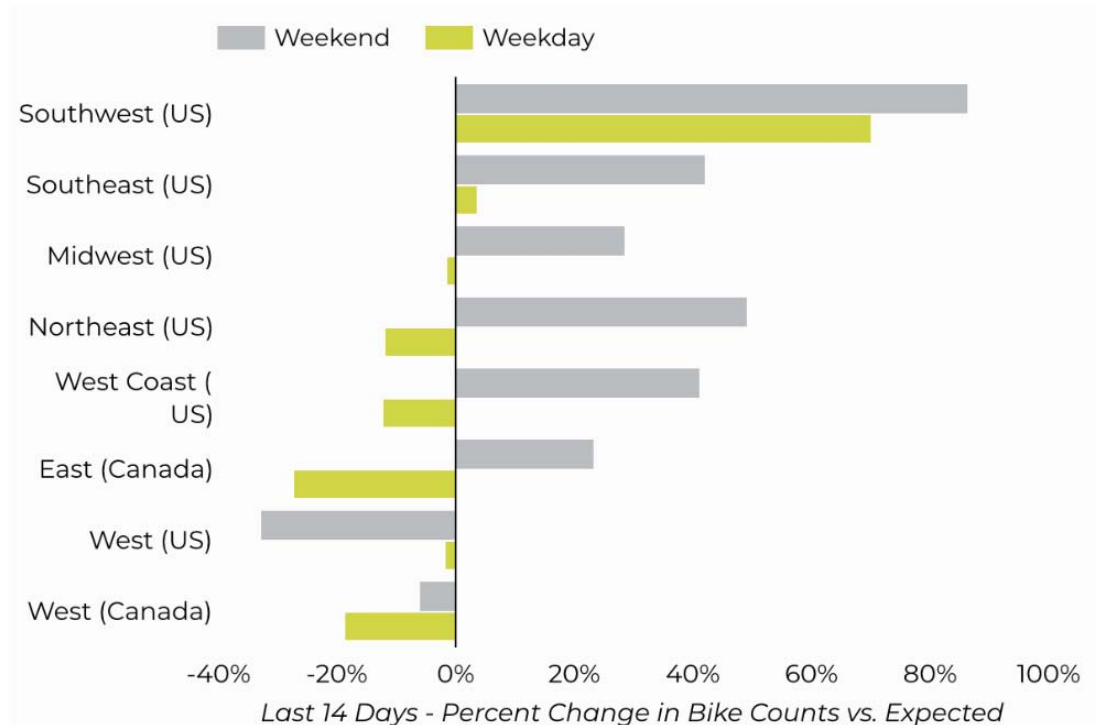
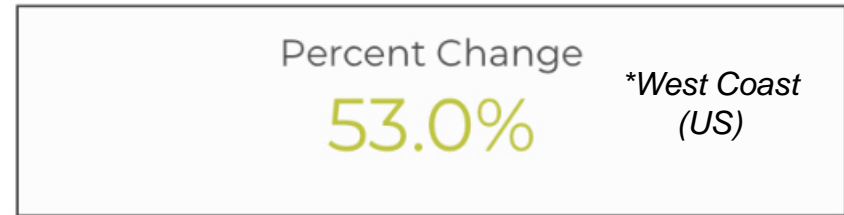
- Less automobile traffic
- Increased biking and walking
- Demand for more space to safely recreate and exercise



Oakland, CA Slower Streets



Growth in Daily Bike Counts



Source: Eco-Counter, June 2020