



Metro

Los Angeles County  
Metropolitan Transportation  
Authority  
One Gateway Plaza  
3rd Floor Board Room  
Los Angeles, CA

## Board Report

---

**File #:** 2020-0529, **File Type:** Oral Report / Presentation

**Agenda Number:** 7.

---

**MEASURE M INDEPENDENT TAXPAYERS OVERSIGHT COMMITTEE  
SEPTEMBER 9, 2020**

**SUBJECT: RECEIVE Oral Report on Active Transportation Program**


**ACTION: ORAL REPORT**

**RECOMMENDATION**

Oral Report on Active Transportation Program

# Active Transportation Updates

Measure M Independent Taxpayer Oversight Committee  
September 9, 2020



# LA River West San Fernando Valley



## Project Description

- ~13-mile biking and walking path along LA River in West SFV
- \$60M Programmed in FY23

## Segments 1 & 2 (Vanalden to Balboa)

- 50% construction drawings complete
- Construction bid package by June 2021
  - Note: Schedule delayed due to COVID19
- \$49M construction cost

## Segment 8 (Whitsett to Lankershim)

- Applying to ATP Cycle 5
- Initiate environmental work.

# LA River Path



## Project Description

- Close 8-mile gap from Elysian Valley to Vernon
- \$365M active transportation corridor

## Status

- Sep 2019, Board approved initiation of DEIR for three alternatives
- Completed Project Scoping
- Preparing Draft Project Scoping Report

## What's Next

- Commence on technical documents (Supporting DEIR and Advanced Conceptual Engineering)

# Multi-Year Subregional Programs



## Status

- August 2020, annual update for South Bay Subregion
  - programmed \$2.37 million to three new Active Transportation projects

## What's Next

- Annual update for Arroyo Verdugo subregions
- Continue working with MSP requests Central LA and Westside Cities

# Metro Active Transport Program

FLM PRIORITY NETWORK



REGIONAL AT CORRIDORS



## Background

- Measure M established 2% AT Fund
- Multi-year competitive grant program (\$857M in 2015 dollars)
- Cycle 1 (5 years): \$75M for First Last Mile and Active Transportation Corridor projects

## Status

- Apr 30, 2020 - 28 Letters of Interest received
- Project Evaluations nearing completion

## What's Next

- Fall 2020 - Project selection and Board approval

# Active Transportation Usage

## COVID-19 Conditions

- Less automobile traffic
- Increased biking and walking
- Demand for more space to safely recreate and exercise

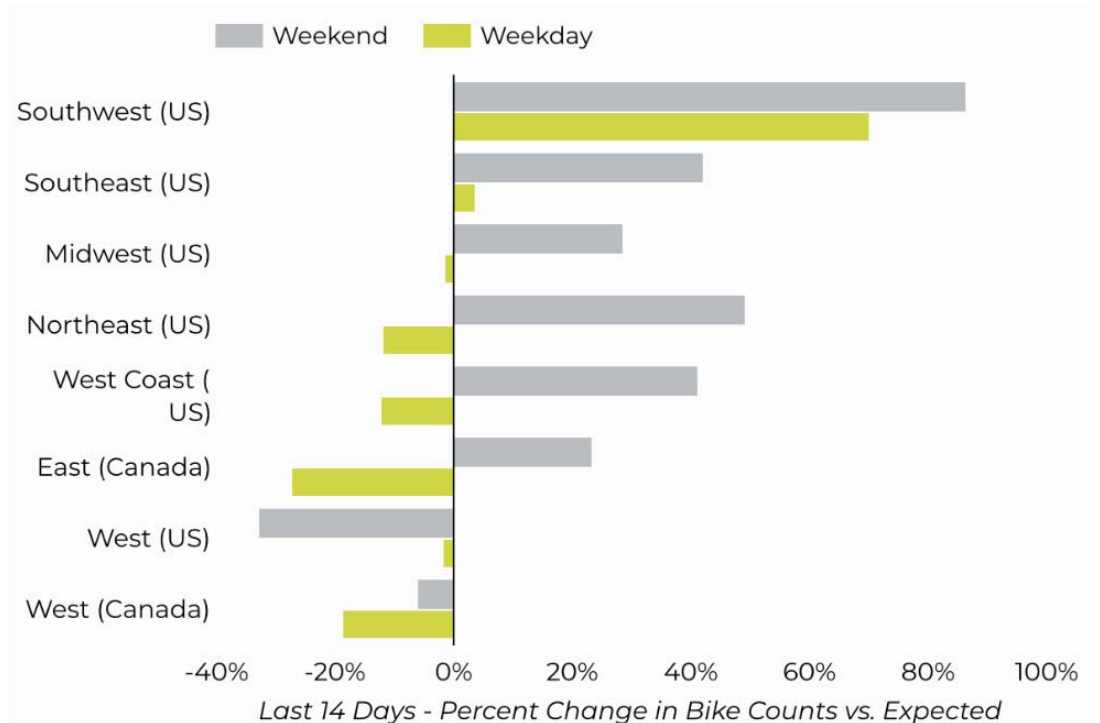
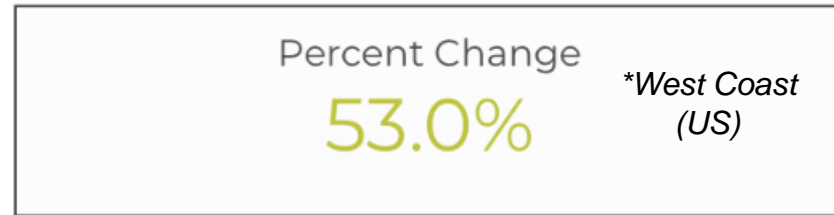


Photo Credit: Jim Wilson, The New York Times

Oakland, CA Slower Streets



## Growth in Daily Bike Counts



Source: Eco-Counter, June 2020