



Metro

Los Angeles County
Metropolitan Transportation
Authority
One Gateway Plaza
3rd Floor Board Room
Los Angeles, CA

Board Report

File #: 2021-0263, **File Type:** Oral Report / Presentation

Agenda Number: 4.

**MEASURE M INDEPENDENT TAXPAYERS OVERSIGHT COMMITTEE
JUNE 2, 2021**

SUBJECT: Oral Report on Local Return

ACTION: ORAL REPORT

RECOMMENDATION

RECEIVE Oral Report on Local Return

Measure M Local Return

June 2021 update



Susan Richan and Chelsea Meister,
Local Programming



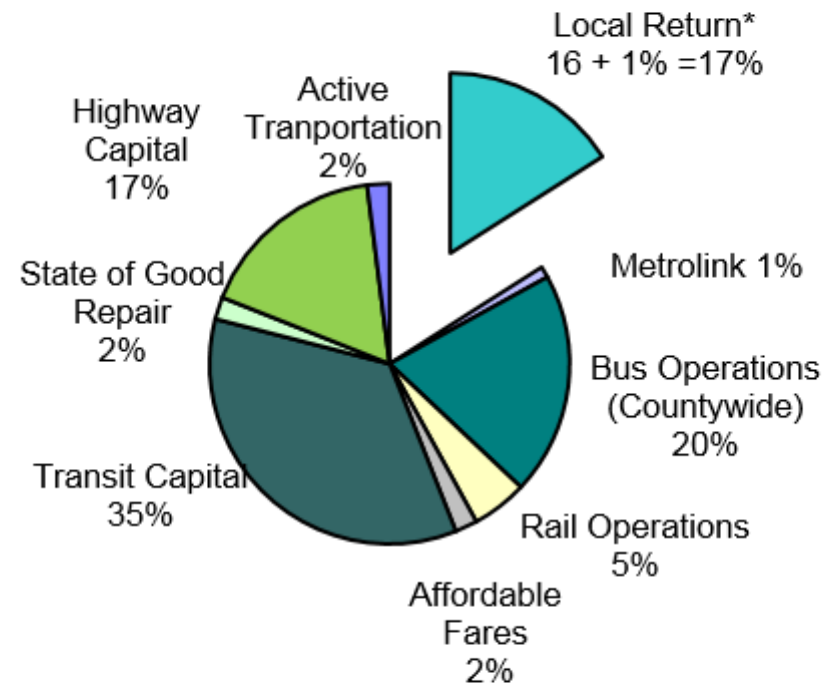
Local Return (LR) – Measure M

- Measure M (approved in 2016 – funding started FY18)
 - 17% LR share (16% share plus 1% of the 1.5% off the top)
- Requires Assurances and Understanding agreement

- Jurisdictions are audited annually for compliance to **Measure M**
Data from the LRMS
(Formerly on the Form M-One and Form M-Two)

Due dates are the same for all LR:
August 1 (budget) and
October 15th (expenditures)

MEASURE M



*Local Return receives 1% from the 1.5% of the "off the top" Administration



Local Return Managements System (LRMS) Dashboard



Reporting Fiscal Year
2021

City of Avalon
Local Returns Dashboard - 2021

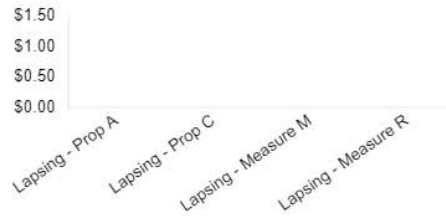
Audra McDonald
3105100220
amcdonald@cityofavalon.com

of Budget Requests

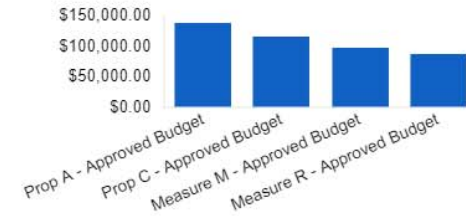


- Total Approved Projects - PA
- Total Approved Projects - PC
- Total Approved Projects - MM
- Total Approved Projects - MR

Lapsing Report



Budget Requests by Fund Source



Data Intake Section

- Enter Budget Requests
- Actuals - (Prop A)
- Actuals - (Prop C)
- Actuals - (Measure M)
- Actuals - (Measure R)
- City of Avalon - TDA3
- 8/1/2020 - Project Status Update

Reports Section

- [Budget Listings - Prop A](#)
- [Budget Listings - Prop C](#)
- [Budget Listings - Measure M](#)
- [Budget Listings - Measure R](#)
- [Budget Report for Dashboard](#)
- [Lapsing Report - Avalon](#)

Historical Reports



LRMS – Details

- Phase 1 of LRMS rollout has been completed
- The LRMS went live on September 1st 2020 and responses from cities have been overwhelmingly positive
- Cities entered their “Project Status Update” and “Actuals” forms in the LRMS for the FY20 Audit
- Cities continue to enter their budget requests and TDA3 claims for FY21
- Many enhancements and improvements are coming within the next year
- Capital Reserve compatibility and enhancement

LRMS – Future Enhancements coming

- Audit section
 - Cities and staff can view audit findings in one clean and cohesive place
 - Auditors will eventually be given viewer-only access to the LRMS
- Revenue Summary Form (taken and improved from Measure M Form 2)
- Date Tracking for Actuals & 8/1 Reporting of Budget carry over
- Improvements to PowerBI reporting tool

FY21 Measure M Project Budget Breakdown – LRMS

Approved Budget 2021

\$365,424.33K

Total No of Projects in 2021

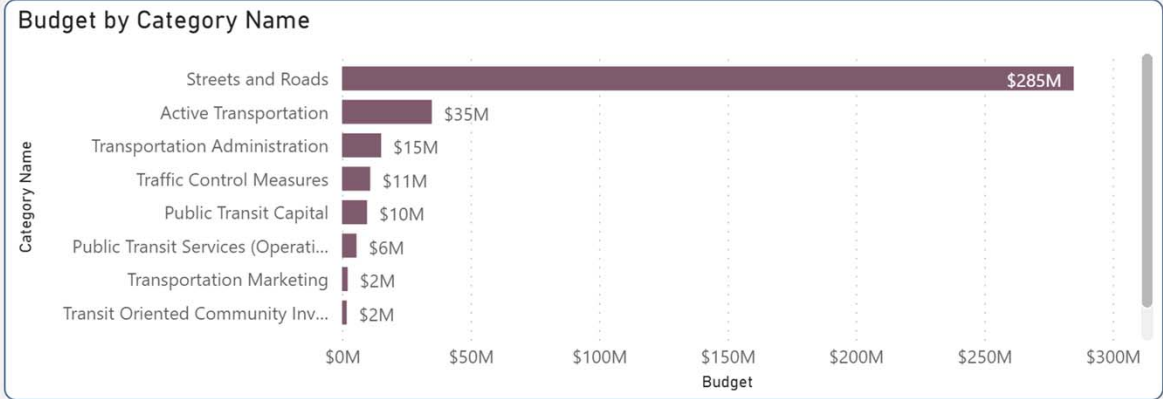
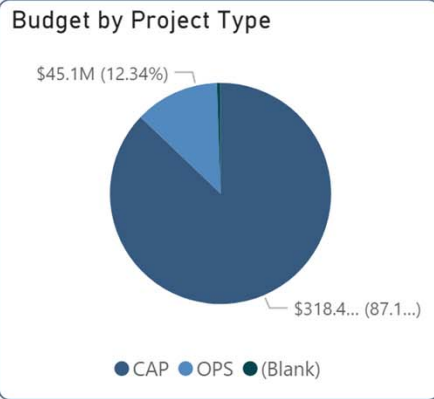
0.55K

Fiscal Year
2021

Category Name
All

Sub-Category
All

Project Type
All

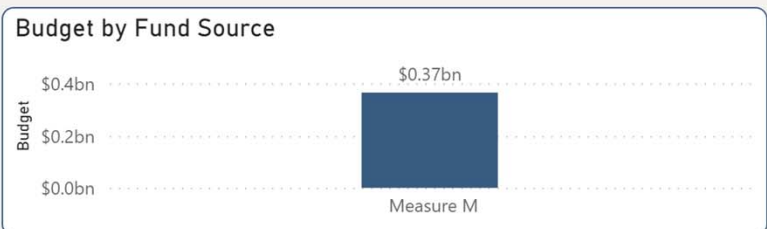
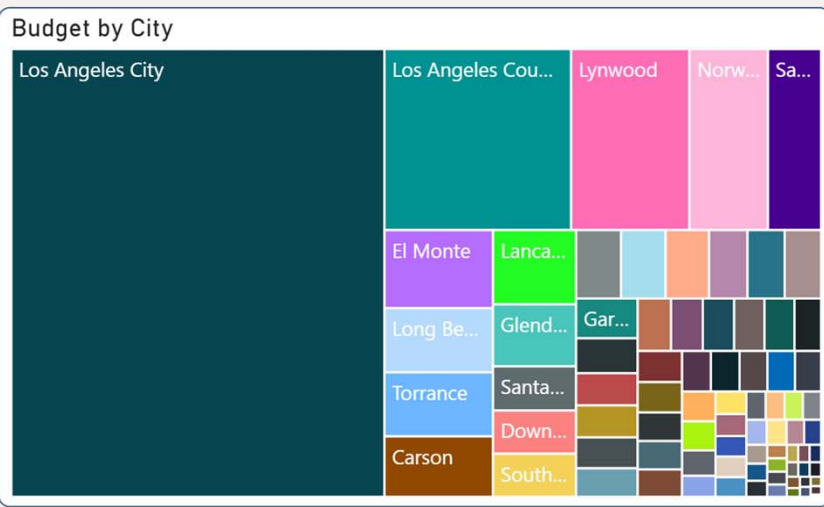


Fund Source
Measure M

Subregion
All

Board Member
All

City
 Search
 Agoura Hills
 Arcadia
 Avalon
 Azusa



THANK YOU!

Questions?

Susan Richan

richans@metro.net

(213) 922-3017

Chelsea Meister

meisterc@metro.net

(213) 922-5638

