



**Board Report**

**File #:** 2022-0022, **File Type:** Informational Report

**Agenda Number:** 24.

**OPERATIONS, SAFETY AND CUSTOMER EXPERIENCE COMMITTEE  
FEBRUARY 17, 2022**

**SUBJECT: MONTHLY UPDATE ON TRANSIT SAFETY AND SECURITY PERFORMANCE**

**ACTION: RECEIVE AND FILE**

**RECOMMENDATION**

RECEIVE AND FILE Transit Safety and Security Report.

**ISSUE**

As of June 2021, Metro System Security & Law Enforcement (SSLE) has revised and updated the performance data to improve accuracy and details related to KPIs for its multi-agency law enforcement deployment strategies provided by the Los Angeles Police Department (LAPD), Los Angeles County Sheriff's Department (LASD), and Long Beach Police Department (LBPD). SSLE will have all data submitted by the 15th of every month to avoid discrepancies in crime reclassifications and maintain consistency with contract terms and conditions. This will provide ample time for staff to review, providing the Board with complete and accurate data.

**BACKGROUND**

The following sections provide data, trends, and updates on SSLE initiatives to help improve public safety on the Metro system.

**DISCUSSION**

**LAW ENFORCEMENT CONTRACT COMPLIANCE**

*Technical Review*

The SSLE Administration and Compliance Unit continues to verify that all field Officers/Deputies on duty are tapping their Metro-issued badges at all TAP machines when patrolling Metro buses, trains, and rail stations/corridors. This ensures high visibility for riders utilizing Metro's services, while also establishing a method of accountability for our contracted law enforcement personnel.

Upon reviewing the sample size from November 2021 and the relevant supporting information provided by law enforcement partners, it was determined that the Officers/Deputies from the daily deployment schedule served at their respective details and are compliant with the contract.

*Community Policing Updates*

As part of Metro’s Community Safety Partnerships, each contracted agency hosts its own community policing events. The following community policing events are currently scheduled for January and February:

LAPD Transit Services Division

DATE	LOCATION	EVENT	DESCRIPTION
01/04/22	Union Station	Coffee with a Cop	Community engagement pop-up (25 in attendance)
01/26/22	Crenshaw	Crenshaw/LAX Line Construction Community Update	Community discussion on current crime challenges, homeless issues/concerns

LASD Transit Services Bureau

DATE	LOCATION	EVENT	DESCRIPTION
01/17/2022	Willowbrook/ RP Station	MLK Day Unity Skate	Community partnership with Unite LA Foundation
01/19/2022	APU/Citrus Station	Coffee with a Deputy	Community engagement pop-up
02/23/2022	Willowbrook/ RP Station	Stand Against Hate	Community engagement/dialogue to support LA Anti Hate Campaign

**METRO TRANSIT SECURITY (MTS)**

*Quality Service Audits*

For December, MTS completed sixteen (16) Quality Service Audits. MTS Supervisors contacted four (4) external partners, three (3) internal partners, and nine (9) patrons to gain feedback on the performance of our officers. Those surveyed gave ratings ranging from "meets," "exceeded," and "greatly exceeded" expectations for the services rendered by Transit Security Officers (TSOs).

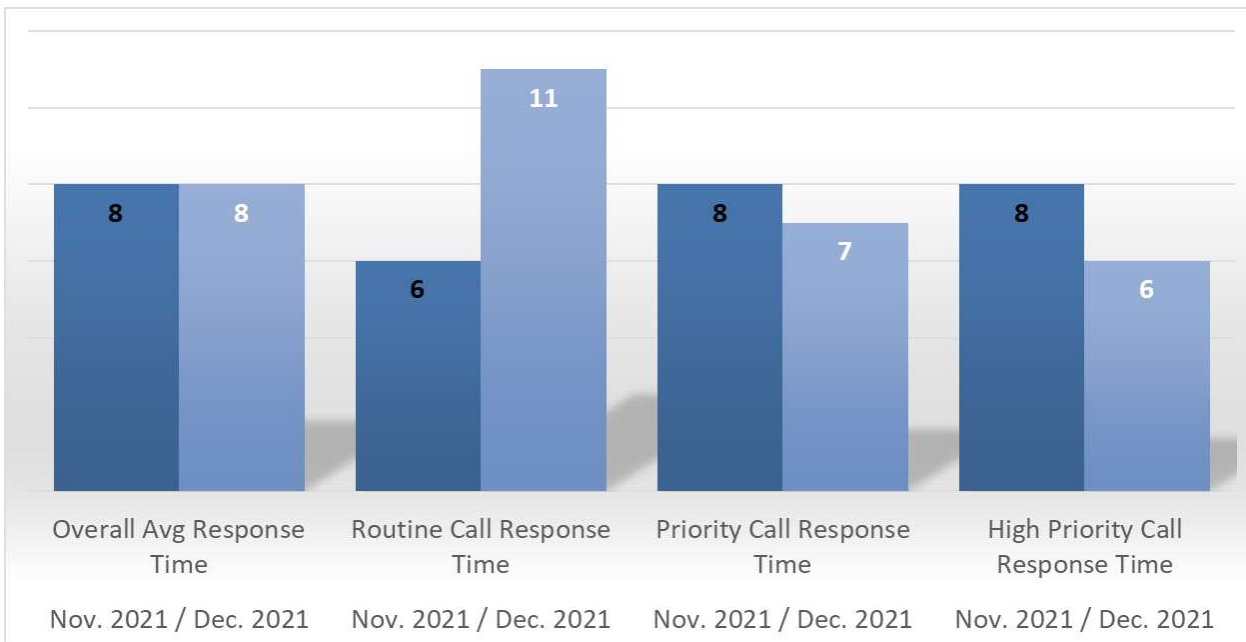
*Recruitment*

Metro Transit Security partnered with Talent Acquisition to conduct a one-day hiring event for the Transit Security Officer I position on January 22<sup>nd</sup>, 2022. Appraisal interviews were conducted first, and those who passed were asked to complete a physical agility test. At the conclusion of the event, over sixty (60) candidates had successfully completed all events. The selection process will begin shortly.

*Calls for Service*

For December, Transit Security received 421 calls for service. The following is a breakdown of the call categories and response times.

- Routine: Transit Security received 319 calls and responded to 277 with an average response time of ten (10) minutes. The remaining calls were assigned to law enforcement, contract security, or other entities such as maintenance, Rail Operations Control, Bus Operations Control, local fire departments, or elevator technicians.
- Priority: Transit Security received 99 calls and responded to 75 of them with an average response time of seven (7) minutes. The remaining calls were assigned to law enforcement, contract security, or the other entities listed above.
- High Priority: Transit Security received three (3) calls and responded to all with an average response time of six (6) minutes.



### BUS OPERATIONS SECURITY

In December, there were a total of seventeen (17) assaults on bus/rail operators, with eleven (11) assaults occurring in LAPD's jurisdiction and six (6) assaults occurring in LASD's jurisdiction. Furthermore, there were a total of 7,210 bus boardings by LAPD officers and a total of 7,602 bus boardings by LASD deputies on various routes throughout the system. LAPD's analysis revealed that there were no trends or patterns identified and that all reported assaults appear to be random and unrelated. Transit Services Division (TSD) detectives are working closely with local detectives on the cases, as well as reviewing crime reports to identify crime trends and patterns. As necessary these detectives share the information with police units for their awareness to reduce bus operator assaults and transit-related crime on their routes. Additionally, key details and relevant information about assaults are reviewed by Watch Commanders, who then adjust the deployment of law enforcement units such as the Bus Riding Teams (BRTs) to focus on operator assaults and transit-related crime.

LASD's analysis revealed that there is a higher rate of assaults on bus operators in the Santa Monica Area and the Southeast LASD jurisdictional region, which includes the cities of Compton, Carson,

and Lynwood. Special Assignment Units are being instructed to focus on these areas in response to this crime analysis. Consequently, these areas were focal points by patrol teams more frequently in December. LASD adjusts the boarding (patrol units) and riding (by the Special Assignment Unit - SAU) frequencies based on data relating to areas where crime has spiked, both recently and historically. Deputies have been tasked with conducting patrol checks of assigned bus routes, conduct bus boardings, make contact with operators, patrol bus layovers, and monitor parking structures. LASD has directed its Deputies to have higher visibility on Metro buses, bus routes, and layovers to prevent and deter assaults on bus operators.

In March 2022, LASD plans on having a Commuter Enhancement Team that will primarily focus on visibility and targeted riding on the bus and rail systems.

### **PUBLIC SAFETY ADVISORY COMMITTEE (PSAC)**

In the January general PSAC meetings, the committee discussed and voted on the following items: the Infrastructure Protection Services recommendations, the Home at Last (HAL) Short-term Shelter Program recommendations, and recommendations on the Multi-Agency Policing Contract Scope of Work. Please see the attachments J, K, and L for the outcomes of these votes.

### **SEXUAL HARASSMENT**

The Peace Over Violence (POV) contract ended on January 1<sup>st</sup>, 2022. Calls are now being routed through Metro Transit Security Operations Center, which then transfers the caller to one of three (3) free 24/7 hotlines-Peace Over Violence, Center for the Pacific Asian Family Inc., and Sister Family Services-that can provide more directed counseling. Below are the POV performance metrics for the month of December 2021.

<b>Performance Measure</b>	<b>December 2021 Number Served</b>
Total Number of individuals that contacted POV Line	11
Number of individuals that contacted POV Line regarding sexual harassment	2
Number of individuals that requested counseling services	7
Number of police reports filed or intended to file regarding sexual harassment	6
Number of active cases	0

### **BYSTANDER PROGRAM**

SSLE, Operations, and Communications are launching a Bystander Program in February 2022 that encourages employees and riders to support one another by reporting incidents on the system and outlines what actions one can take on a step-by-step basis to protect one another while maintaining their own safety. The development and eventual launch of this program is a product of collaboration between SSLE, whose training staff developed the program and lesson plan, and several other departments. This includes the Office of Civil Rights, Racial Equity and Inclusion, County Counsel, and the Office of Inspector General, all of whom reviewed training materials to ensure that they are consistent with Metro's overall values and initiatives.

**EQUITY PLATFORM**

The random Quality Service Audits (QSA) provide a key assessment tool to help measure and enhance customer’s perception of safety, security, customer service, and public sentiment toward Metro Transit Security. This comes in the form of a survey that asks to rate the service provided by Transit Security Officers. Participants range from external and internal personnel, as well as patrons who ride the system. For the month of December, we had the following representation of QSAs for riders/patrons.

<b>December QSA Demographics</b>	<b>2017 System Demographics (On-board Survey)</b>
12.5% African American	16% African American
50% Hispanic	56% Hispanic
12.5% Caucasian	13% Caucasian
12.5% Asian American	9% Asian American
0%	1% Native American
0%	5% Other
12.5% No info	

**NEXT STEPS**

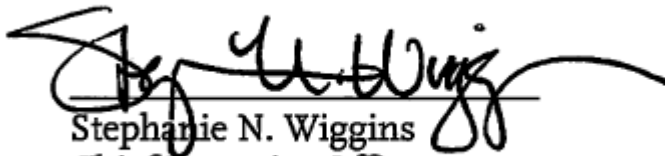
Staff will continue to monitor our law enforcement partners, private security, and Transit Security performance, monitor crime stats, and adjust deployment as necessary.

**ATTACHMENTS**

- Attachment A - January 5, 2022 PSAC Meeting Minutes
- Attachment B - January 19, 2022 PSAC Meeting Minutes
- Attachment C - Sexual Harassment Crimes December 2021
- Attachment D - Systemwide Law Enforcement Overview December 2021
- Attachment E - MTA Supporting Data December 2021
- Attachment F - Transit Police Summary December 2021
- Attachment G - Monthly, Bi-Annual, Annual Comparison December 2021
- Attachment H - Violent, Prop, and Part 1 Crimes December 2021
- Attachment I - Demographic Data December 2021
- Attachment J - PSAC Meeting Outcomes Memo - HAL
- Attachment K - PSAC Meeting Outcomes Memo - IPS Contract
- Attachment L - PSAC Meeting Outcomes Memo - PP Contract

Prepared by: Jimmy Abarca, Senior Administrative Analyst, System Security and Law Enforcement,  
(213) 922-2615  
Imelda Hernandez, Manager, Transportation Planning, System Security and Law  
Enforcement, (213) 922-4848

Reviewed by: Judy Gerhardt, Deputy Chief System Security and Law Enforcement Officer, (213) 922-  
4811



Stephanie N. Wiggins  
Chief Executive Officer

# Metro Public Safety Advisory Committee General Committee Meeting #18

## MINUTES

Wednesday, January 5<sup>th</sup>, 2022

5:00 – 7:00 p.m.

### I. Call to Order

#### A. Zoom Meeting Protocols

Facilitator Richard France called the meeting to order. Facilitator Thomson Dryjanski announced Spanish and American Sign Language interpretation services would be available during the meeting.

#### B. Agenda

Facilitator France reviewed the agenda for the meeting.

#### C. Roll Call

**Present:** Andrea Urmanita, Ashley Ajayi, Carrie Madden, Chauncey Smith, Constance Strickland, Darryl Goodus, Esteban Garcia, Florence Annang, Glenda Murrell, James Wen, Jose Raigoza, Ma'ayan Dembo, Maricela De Rivera, Dr. Sabrina Howard, Scarlett de Leon

**Absent:** Clarence Davis, Fabian Gallardo, Jessica Kellogg, Mohammad Tajsar, Raul Gomez

#### D. Approval of Meeting Minutes for 12/15/21

Committee members voted to approve the meeting minutes for the December 15<sup>th</sup>, 2021 meeting. The minutes were approved unanimously.

### II. General Public Comment

Public comment was taken from meeting participants. No comments were received.

### III. Discussion

#### A. Discussion of Infrastructure Protection Services (IPS) Recommendations

The IPS ad hoc committee provided final recommendations and asked the Committee to provide feedback on the firearms recommendations. This recommendation was presented for discussion as members of the ad hoc committee were unable to reach consensus and wanted the General Committee to weigh in.

- a. **Offering two recommendations:** Members Madden and Strickland represented the IPS ad hoc committee and presented the two options for weapons recommendations—reducing the provision of firearms to IPS personnel gradually (option one) or eliminating the provision of firearms to IPS personnel immediately (option two).

- i. Member Strickland emphasized that these recommendations would not take place for the current IPS contract but as a recommendation for future contracts. Additionally, she noted this only applied to IPS personnel, not officers from LAPD or the Sheriff's Department.
    - ii. Facilitator France added that Metro supports the option to reduce 10% of armed personnel.
  - b. **IPS Scope:** Member Dembo asked for clarification on what the IPS scope covers in comparison to the contracted law enforcement contract.
    - i. Member Smith responded that IPS serves brick-and-mortar operations facilities and has some limited engagement with members of the public.
  - c. **Data Concerns:** Members shared their concern with not having enough data on outcomes before choosing a recommendation option.
    - i. Member Goodus shared his worry about the number of calls IPS personnel respond to regarding trespassers. He also noted that there is a lack of data to support the benefits of removing firearms. Those considerations informed his decision to support only a small reduction in armed personnel.
      - 1. Member Murrell echoed her support for option one because, as a Metro operator, she sees having armed security as a deterrent for intruders.
        - a. Member Garcia emphasized Member Murrell's experience as a Metro worker and shared his support for option one.
    - ii. Member Ajayi asked if an IPS contractor will allocate resources to gather data on outcomes.
      - 1. Metro Staff Gerhardt responded that part of the revised IPS scope of work asked for specific data collection and accountability measures, which includes data on the use of force and firearms. She added that option one of the recommendations would include a deep analysis on the impact of weapons reductions.
    - iii. Member Howard asked if data exists on whether deterrents are a result of the presence of armed security or just increased security in general.
      - 1. Member Annang also asked for information on the impact of armed security versus unarmed security.
      - 2. Member Murrell shared that the most important piece for her is having security presence, whether armed with firearms or not.
    - iv. Members Strickland and Madden also shared their support for more detailed and consistent data.
  - d. **Support for Reducing Armed IPS Personnel Gradually**
    - i. Member and Metro operator Raigoza expressed his support for this option because of the positive impact contracted security has had, notably reducing trespassers and providing increased security for employees working at night.
    - ii. Member de Rivera shared that her support of an option ultimately relies on results from data. At the moment, she is leaning towards option one if Metro workers feel it is necessary for a gradual reduction in armed security.
  - e. **Test for consensus for moving forward with option one**
    - i. Facilitator France proposed the committee move forward with a recommendation to support option one.
    - ii. Members Dembo and Smith shared that they would not be able to support the recommendations if option one is selected.
  - f. **Public Comment**
    - i. Commentor expressed their support for option one because it is a more responsible



and reasonable selection.

**g. Test for consensus to vote to approve IPS recommendations absent a recommendation for weapons.**

- i. Facilitator France proposed the committee table the weapons recommendation and vote to approve the other remaining recommendations. The weapons recommendation will be a topic for discussion at the 01/19/22 General Committee meeting.
- ii. Member Wen shared that he prefers committee members vote for an option for weapons tonight.
- iii. Metro Chief of Staff Englund suggested that the committee and Metro find a compromise, such as a reduction greater than 10%.
  1. Member Wen suggested a 25% reduction.
- iv. Member Smith requested a note be added to recommendations that explains why the committee did not provide a weapons suggestion.
- v. Facilitator France indicated the committee would return to the weapons conversation during the next committee meeting.
  1. Member Smith requested transparency around the voting process when the time comes.

**h. Vote to approve IPS recommendations absent a weapons recommendation**

- i. Yes: 12 No: 0 Abstain:1
- ii. The item was approved.

**B. Discussion of Home at Last (HAL) Short-term Shelter Program Recommendations**

The committee discussed and then approved the recommendations for the HAL Short-term Shelter Program.

**a. Context-setting:**

Ad Hoc committee members Strickland and Annang provided an overview of recommendations to endorse the program, provide programmatic amendments, and additional recommendations for Metro.

**b. Questions and Comments**

- i. Member Garcia asked where the facility is located.
  1. Metro Staff indicated the shelter is located near Western and Manchester.
- ii. Member Wen requested adding “implement” to recommendation four to read “Explore and implement special accommodations.”
  1. Facilitator France commented that because Metro is not operating the shelter, only funding it, the main recommendation from the committee is to continue funding the program. Additional recommendations from the committee are only advisory.
- iii. Member Ajayi asked for ad hoc committee members' general sentiment regarding the facility.
  1. Member Annang shared that visiting the shelter was a positive experience and the environment was welcoming and provided many amenities.
  2. Member Strickland added that the shelter team cared about their work, provided services many others cannot, and that she heard positive feedback from people staying at the center. She mentioned that it could benefit from more cleaning services.
- iv. Member Goodus shared his support for continuing to endorse the program and praised Metro for diving into this issue.
- v. Member de Rivera expressed her gratitude for the center being open during the COVID-19 pandemic and storms.

- c. **Vote to approve ad hoc committee recommendations for the Home at Last program**
  - i. Yes: 12 No: 0 Abstain:0
  - ii. The item was approved.
  
- d. **Next steps:** Facilitator Mahdi announced that the facilitation team will draft and circulate a PSAC memo to be included alongside Metro's recommendations.
  - i. Facilitator France added that the team will also be drafting a process to vote on the options regarding firearms.

#### IV. General Public Comment

Public comment was taken from meeting participants. The following comments were shared:

- A. Commentor shared that they are not in support of reducing security and suggested committee members ride on one of Metro's lines before the next meeting.

#### V. Adjournment

- A. Meeting adjourned at 6:50 PM

#### VI. Next Steps

- A. The committee will reconvene on January 19, 2022.

# Metro Public Safety Advisory Committee General Committee Meeting #19

## MINUTES

Wednesday, January 19<sup>th</sup>, 2022

5:00 – 7:00 p.m.

### I. Call to Order

#### A. Zoom Meeting Protocols

Facilitator Richard France called the meeting to order. Facilitator Thomson Dryjanski announced Spanish and American Sign Language interpretation services would be available during the meeting.

#### B. Agenda

Facilitator France reviewed the agenda for the meeting.

#### C. Roll Call

**Present:** Andrea Urmanita, Ashley Ajayi, Carrie Madden, Chauncey Smith, Clarence Davis, Constance Strickland, Darryl Goodus, Esteban Garcia, Florence Annang, Fabian Gallardo, Glenda Murrell, James Wen, Jessica Kellogg, Jose Raigoza, Ma'ayan Dembo, Maricela De Rivera, Scarlett de Leon

**Absent:** Mohammad Tajsar, Raul Gomez, Dr. Sabrina Howard

#### D. Approval of Meeting Minutes for 01/05/22

Committee members voted to approve the meeting minutes for the January 5<sup>th</sup>, 2022 meeting. The minutes were approved unanimously.

### II. General Public Comment

Public comment was taken from meeting participants.

- A. Commentor shared his negative experience with dirty and unsafe Metro trains/buses.

### III. Discussion

#### A. Discussion of Infrastructure Protection Services

The Committee discussed and voted on the IPS weapons recommendation that was tabled during the previous general committee meeting.

- a. **Context setting:** Prior to the meeting, members completed a survey to get a sense of which option members prefer.
- b. **Survey results:** ~53% of members preferred the gradual reduction of armed IPS personnel (option #1), compared to ~46% who preferred an immediate disarmament (option #2). All

members were willing to stand aside if their preferred option was not the consensus option.

- c. **Proposal to move to a vote:** Facilitator France proposed that the committee modify its decision-making process. Instead of for one option, the committee would choose either “option 1,” “option 2,” or abstain from the vote. Whichever outcome achieved a majority (eight votes) would be the committee’s recommendation. Endorsers of the losing option would have the opportunity to write a dissenting opinion.

- i. Members agreed to this proposal and the item moved to a vote.

- d. **Public Comment:**

- i. Commentor shared that as a rider with a disability, they support a gradual reduction.

- e. **Vote to approve IPS recommendations absent a weapons recommendation**

- i. Option #1: 6 Obtain #2: 6 Abstain: 1 Absent: 2

- ii. Neither option achieved a simple majority, therefore the committee did not endorse either option.

## **B. Discussion of Policing Practices Ad Hoc Committee Recommendation on the Multi-Agency Policing Contact Scope of Work**

The committee discussed and then approved the ad hoc committee policing contract recommendations.

- a. **Context-setting:** The policing practices committee recommended that Metro phase out the contracted law enforcement model, with the understanding that a forthcoming policing contract would be an interim measure that would allow the agency to implement an alternative model. The recommendations under review are specifically related to the forthcoming policing contract. The recommendation regarding an alternative law enforcement model would require additional discussion with Metro.

- b. **Riders with disabilities:** Member Davis shared his concern with Metro staff’s response to recommendation #8 and stressed the importance of not requiring individuals to be placed in specific body positions during arrest procedures.

- c. **General comments on recommendations:**

- i. Member Goodus shared that he disagreed with several of the recommendations. He also supports funding mental health services but not at the expense of cutting current policing services.

- d. **Funding and resources:**

- i. Member Dembo asked Metro to speak to how reimbursement for police services at special events is structured.

- 1. Metro Staff Gerhardt shared that, in the current contract, expenditures from special events were part of the overall contract value and were approved by Metro Board. Additional funding was required last year because there was not enough funding within the contract value for the total approved events.

- ii. Member Raigoza asked budget can go towards overtime for security services during

unexpected events. This would help to minimize disruptions and improve the overall customer experience.

1. Metro Staff Gerhardt responded that there is some flexibility in expenditures, but beyond the requested budget, additional expenditures must first be approved by Metro.
2. Member Davis shared his support for more transit ambassadors to assist at unexpected events.
  - a. Member de Rivera echoed support for unarmed security.
- iii. Member Smith clarified that the recommendations are not proposing a removal of the role of law enforcement but rather phasing out of contracted services paid for by Metro.
  1. Metro Staff Gerhardt responded that currently Metro has 600 law enforcement officers ready to respond to emergency calls. If they were not contracted, they would no longer be available.
    - a. Member Davis recommended calling for a reduction in contracted law enforcement officers instead of a complete removal.
    - b. Member de Rivera commented that crowd control techniques are often racialized and asked Metro to consider how law enforcement responds during events.

**e. Oversight and tracking:**

- i. Member Ajayi asked Metro what kinds of additional resources will be employed to ensure Metro has additional oversight.
  1. Metro Staff Gerhardt shared that internally, Metro had the Office of Civil Rights, Office of Ethics, the Office of the Inspector General, and the CEO who all have oversight powers.
  2. Member Smith stressed the importance of community oversight adding to what Metro already has in place.
  3. He added that racial disparities in citations demonstrate that the current overall system needs improvement.
- ii. Member Goodus shared concern about continuity of service and response time improvements if Metro moves away from contracted services. He added that the committee and Metro must continue working together to ensure the safety of all riders.
- iii. Member Annang recommended Metro connect with other city transit systems, including the Bay Area's BART oversight commission. She called for more research about efforts on transit systems around the country.
  1. Metro Staff Gerhardt responded that Metro requires all agencies to develop an oversight commission as part of their contract obligations.

**f. Metro Policies:**

- i. Member Garcia asked for clarification on the reasoning for recommendation #22 (engaging in anti-terrorism operations) and process for making recommendations that conflict with Metro.
  - 1. Member Dembo responded that the subcommittee felt that anti-terrorism can be addressed by alternatives to law-enforcement.
  - 2. Facilitator France added that recommendations first go to the CEO for consideration, then they are presented to the Metro Board.

**g. Vote to approve ad hoc committee's policing contract recommendations**

- i. Yes: 10 No: 3 Abstain:0 Absent: 2
- ii. The item was approved.

**h. Next Steps:** Facilitator France announced that the facilitation team will draft an outcomes memo for the CEO to present to the Metro Board.

#### **IV. General Public Comment**

Public comment was taken from meeting participants. The following comments were shared:

- A. Commentor shared his experience as a rider with increased violence on Metro.
- B. Commentor shared that she has not seen statements from Metro when violent incidents occur and asked for the appropriate allocation of law enforcement on trains and buses.

#### **V. Adjournment**

- A. Meeting adjourned at 7:05 PM

#### **VI. Next Steps**

- A. The committee will reconvene on February 2, 2022.

## Sexual Crime / Harassment Calls for Service (December 2021)

December 2021 Incident Type & Totals					
	LAPD	LASD	LBPD	MTS	SSLE
Sexual Harassment	0	0	0	4	4
Sexual Battery	4	1	0	2	7
Lewd Conduct	0	1	0	0	1
Indecent Exposure	2	1	0	2	5
Rape	0	0	0	0	0
<b>TOTAL</b>	<b>6</b>	<b>3</b>	<b>0</b>	<b>8</b>	<b>17</b>

POV Information Provided	
	December 2021
YES	14
NO- If no, why?	3
Gone On Arrival	0
Did Not Have Info	0
Telephonic Report	2
Not Offered	0
Refused	0
Officer Witnessed Incident	1
<b>TOTAL</b>	<b>17</b>

December 2021: Dept. Average Incident Response Time Sex Crime / Harassment Measured in Minutes			
Agency	Time Tracking: Incident Rpt. To Call Created	Time Tracking: Call Generated To On Scene	Time Tracking: Incident Rept. To On Scene
LAPD	0	5	5
LASD	2	18	20
LBPD	N/A	N/A	N/A
MTS	0	1	1
DEPT AVERAGE	0	5	6

# SYSTEM-WIDE LAW ENFORCEMENT OVERVIEW

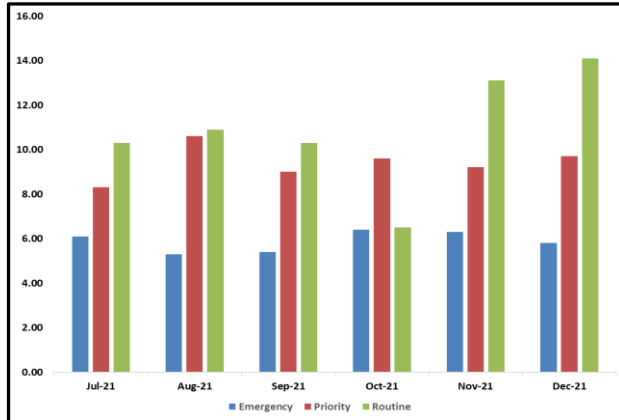
DECEMBER 2021

Attachment D

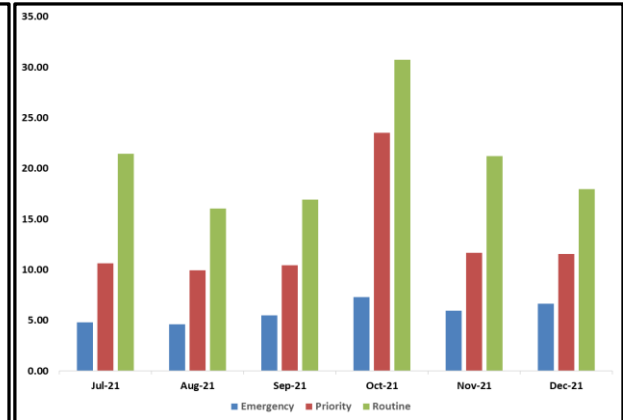
## Average Incident Response Times

These graphs show how long it takes (in minutes) for LAPD, LASD, and LBPD to respond to Emergency, Priority, and Routine calls

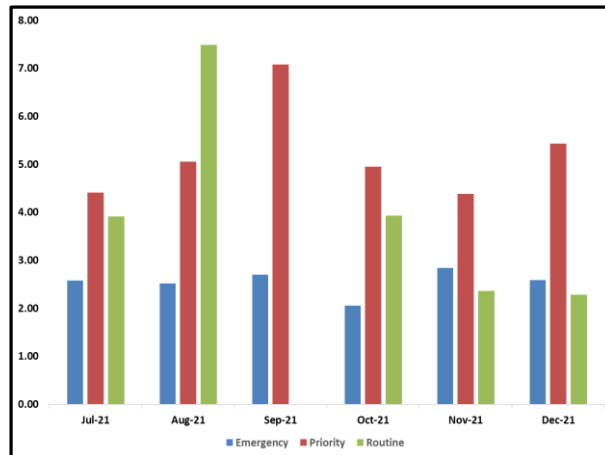
### LAPD



### LASD



### LBPD



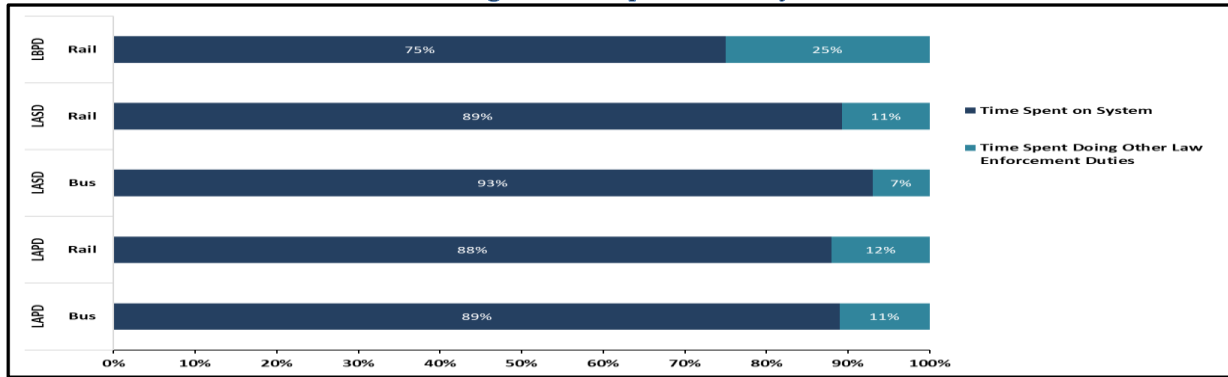


# SYSTEM-WIDE LAW ENFORCEMENT OVERVIEW

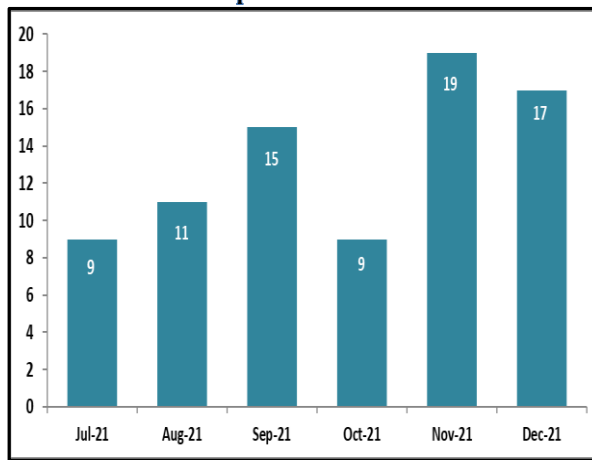
DECEMBER 2021

Attachment D

### Percentage of Time Spent on the System



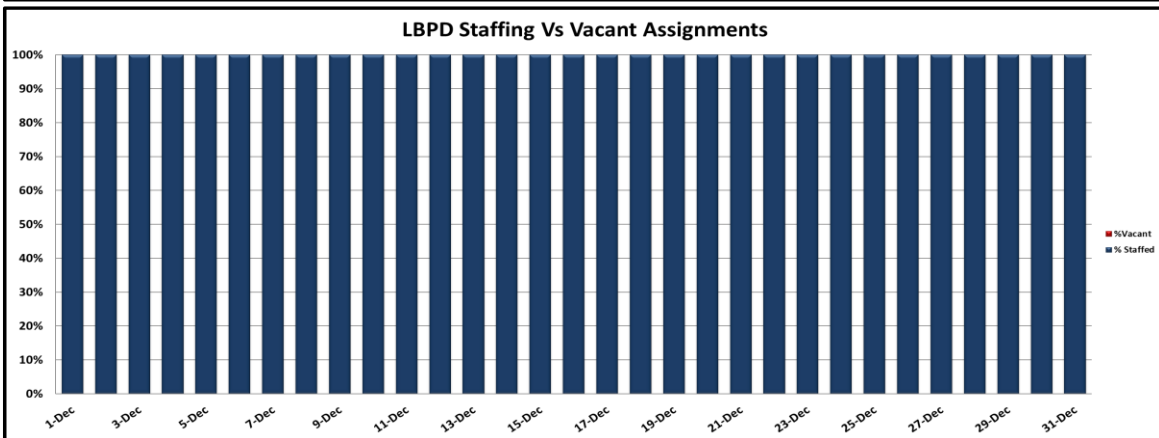
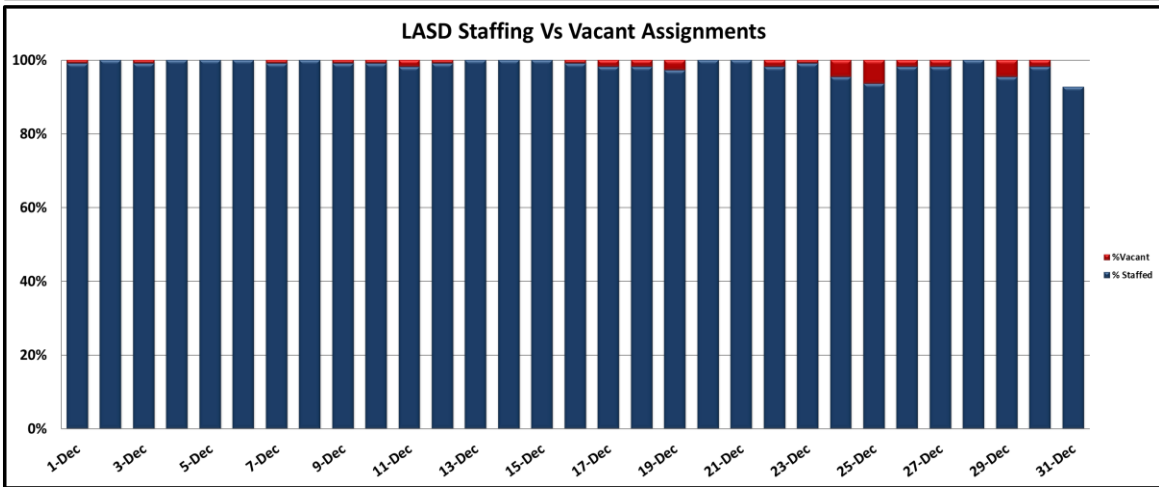
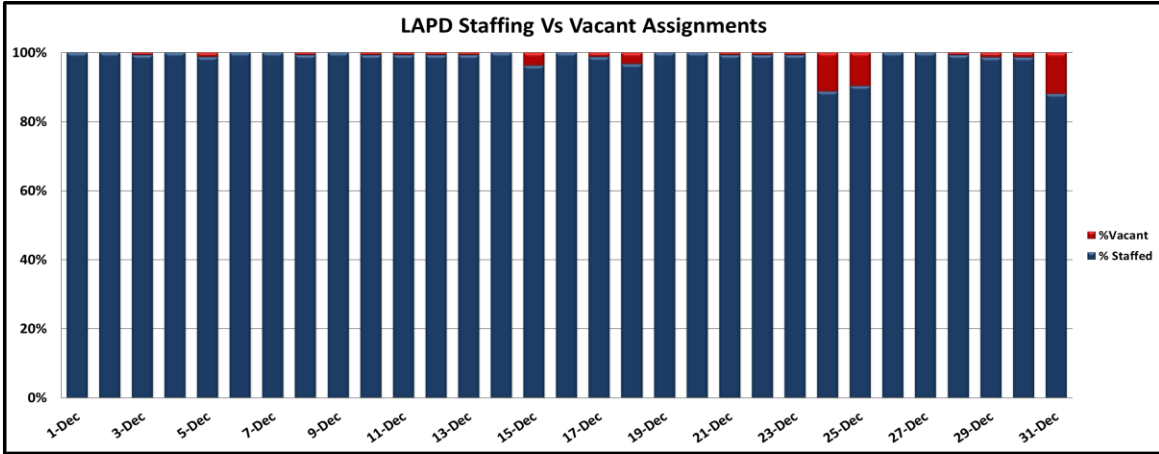
### Bus Operator Assaults



# SYSTEM-WIDE LAW ENFORCEMENT OVERVIEW

DECEMBER 2021

Attachment D



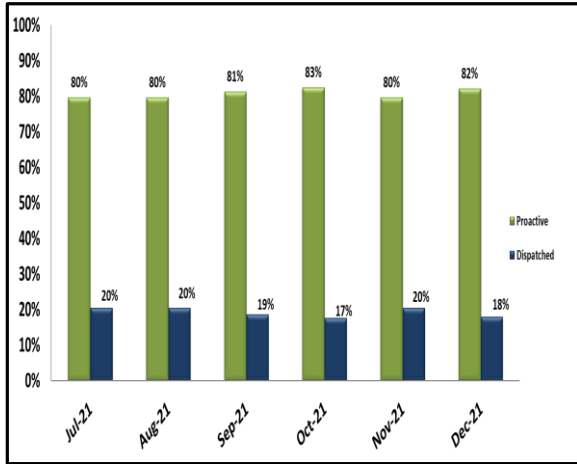
# SYSTEM-WIDE LAW ENFORCEMENT OVERVIEW

DECEMBER 2021

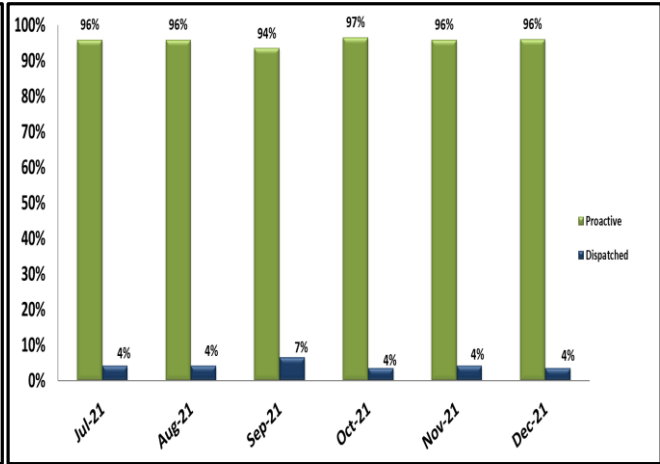
Attachment D

## Ratio of Proactive vs Dispatched Activity

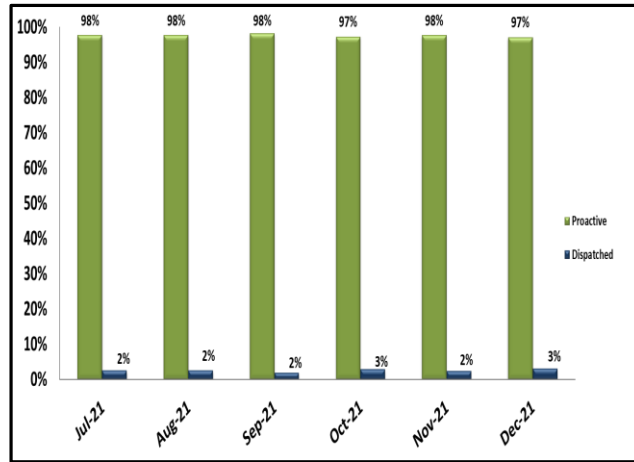
**LAPD**



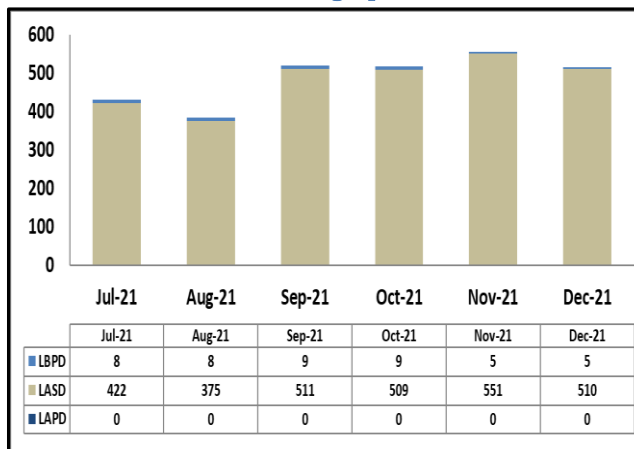
**LASD**



**LAPD**



## Grade Crossing Operations



### Grade Crossing Operation Locations December:

1. Blue Line Stations (246)
2. Expo Line Stations (76)
3. Gold Line Stations (193)

## MONTHLY UPDATE ON TRANSIT POLICING PERFORMANCE - DECEMBER 2021

REPORTED CRIME				
CRIMES AGAINST PERSONS	LAPD	LASD	LBDP	FYTD
Homicide	0	0	0	1
Rape	0	0	0	1
Robbery	2	2	0	22
Aggravated Assault	1	1	0	33
Aggravated Assault on Operator	0	0	0	0
Battery	0	2	5	53
Battery Rail Operator	0	0	0	1
Sex Offenses	1	0	0	7
<b>SUB-TOTAL</b>	<b>4</b>	<b>5</b>	<b>5</b>	<b>118</b>
CRIMES AGAINST PROPERTY	LAPD	LASD	LBDP	FYTD
Burglary	0	0	0	3
Larceny	1	3	0	21
Bike Theft	0	0	0	1
Motor Vehicle Theft	0	0	0	1
Arson	0	1	0	1
Vandalism	0	1	1	19
<b>SUB-TOTAL</b>	<b>1</b>	<b>5</b>	<b>1</b>	<b>46</b>
CRIMES AGAINST SOCIETY	LAPD	LASD	LBDP	FYTD
Weapons	0	0	0	5
Narcotics	0	2	0	9
Trespassing	0	0	0	4
<b>SUB-TOTAL</b>	<b>0</b>	<b>2</b>	<b>0</b>	<b>18</b>
<b>TOTAL</b>	<b>5</b>	<b>12</b>	<b>6</b>	<b>182</b>

CRIMES PER STATION				
STATION	CRIMES AGAINST PERSONS	CRIMES AGAINST PROPERTY	CRIMES AGAINST SOCIETY	FYTD
7th St/Metro Ctr	0	0	0	5
Pico	0	0	0	7
Grand/LATTC	0	0	0	6
San Pedro St	1	0	0	6
Washington	2	0	0	16
Vernon	0	0	0	9
Slauson	0	0	0	7
Florence	0	0	0	10
Firestone	3	2	0	16
103rd St/Watts Towers	1	1	0	7
Willowbrook/Rosa Parks	1	1	0	36
Compton	1	0	0	11
Artesia	0	2	2	12
Del Amo	0	0	0	7
Wardlow	0	1	0	3
Willow St	0	0	0	5
PCH	2	0	0	3
Anaheim St	0	0	0	2
5th St	0	0	0	1
1st St	0	0	0	1
Downtown Long Beach	2	0	0	7
Pacific Av	1	0	0	5
Blue Line Rail Yard	0	0	0	0
<b>Total</b>	<b>14</b>	<b>7</b>	<b>2</b>	<b>182</b>

ARRESTS				
AGENCY	LAPD	LASD	LBDP	FYTD
Felony	1	1	3	49
Misdemeanor	2	20	3	183
<b>TOTAL</b>	<b>3</b>	<b>21</b>	<b>6</b>	<b>232</b>

CITATIONS				
AGENCY	LAPD	LASD	LBDP	FYTD
Other Citations	0	12	0	93
Vehicle Code Citations	0	0	30	435
<b>TOTAL</b>	<b>0</b>	<b>12</b>	<b>30</b>	<b>528</b>

CALLS FOR SERVICE				
AGENCY	LAPD	LASD	LBDP	FYTD
Routine	2	68	0	505
Priority	24	84	44	816
Emergency	3	10	22	151
<b>TOTAL</b>	<b>29</b>	<b>162</b>	<b>66</b>	<b>1,472</b>

DISPATCHED VS. PROACTIVE			
AGENCY	LAPD	LASD	LBDP
Dispatched	16%	2%	3%
Proactive	84%	98%	97%
<b>TOTAL</b>	<b>100%</b>	<b>100%</b>	<b>100%</b>

PERCENTAGE OF TIME ON THE RAIL SYSTEM	
Blue Line-LAPD	85%
Blue Line-LASD	81%
Blue Line-LBDP	75%

GRADE CROSSING OPERATIONS				
LOCATION	LAPD	LASD	LBDP	FYTD
Washington St	0	0	0	0
Flower St	0	0	0	0
103rd St	0	0	0	0
Wardlow Rd	0	0	5	44
Pacific Ave.	0	0	0	0
Willowbrook	0	78	0	374
Slauson	0	2	0	56
Firestone	0	13	0	59
Florence	0	13	0	139
Compton	0	57	0	371
Artesia	0	56	0	360
Del Amo	0	22	0	172
Long Beach Blvd	0	0	0	0
<b>TOTAL</b>	<b>0</b>	<b>241</b>	<b>5</b>	<b>1,575</b>

LEGEND
Los Angeles Police Department
Los Angeles County Sheriff's Department
Long Beach Police Department

### MONTHLY UPDATE ON TRANSIT POLICING PERFORMANCE - DECEMBER 2021

REPORTED CRIME			
CRIMES AGAINST PERSONS	LAPD	LASD	FYTD
Homicide	0	0	1
Rape	0	0	0
Robbery	1	3	15
Aggravated Assault	0	4	14
Aggravated Assault on Operator	0	0	1
Battery	0	2	10
Battery Rail Operator	0	0	0
Sex Offenses	1	0	6
<b>SUB-TOTAL</b>	<b>2</b>	<b>9</b>	<b>47</b>
CRIMES AGAINST PROPERTY	LAPD	LASD	FYTD
Burglary	0	0	1
Larceny	0	1	9
Bike Theft	0	0	0
Motor Vehicle Theft	0	0	1
Arson	0	0	0
Vandalism	0	1	19
<b>SUB-TOTAL</b>	<b>0</b>	<b>2</b>	<b>30</b>
CRIMES AGAINST SOCIETY	LAPD	LASD	FYTD
Weapons	0	1	2
Narcotics	0	0	0
Trespassing	0	1	1
<b>SUB-TOTAL</b>	<b>0</b>	<b>2</b>	<b>3</b>
<b>TOTAL</b>	<b>2</b>	<b>13</b>	<b>80</b>

ARRESTS			
AGENCY	LAPD	LASD	FYTD
Felony	0	6	28
Misdemeanor	0	4	15
<b>TOTAL</b>	<b>0</b>	<b>10</b>	<b>43</b>

CITATIONS			
AGENCY	LAPD	LASD	FYTD
Other Citations	0	7	32
Vehicle Code Citations	0	0	5
<b>TOTAL</b>	<b>0</b>	<b>7</b>	<b>37</b>

CALLS FOR SERVICE			
AGENCY	LAPD	LASD	FYTD
Routine	0	113	729
Priority	8	50	366
Emergency	3	7	38
<b>TOTAL</b>	<b>11</b>	<b>170</b>	<b>1,133</b>

DISPATCHED VS. PROACTIVE		
AGENCY	LAPD	LASD
Dispatched	18%	4%
Proactive	82%	96%
<b>TOTAL</b>	<b>100%</b>	<b>100%</b>

CRIMES PER STATION				
STATION	CRIMES AGAINST PERSONS	CRIMES AGAINST PROPERTY	CRIMES AGAINST SOCIETY	FYTD
Redondo Beach	1	1	0	4
Douglas	0	0	0	0
El Segundo	2	0	0	3
Mariposa	0	0	0	2
Aviation/LAX	0	0	0	6
Hawthorne/Lennox	2	0	0	6
Crenshaw	0	1	0	9
Vermont/Athens	0	0	0	4
Harbor Fwy	1	0	0	5
Avalon	1	0	0	7
Willowbrook/Rosa Parks	1	0	0	13
Long Beach Bl	0	0	0	9
Lakewood Bl	1	0	0	3
Norwalk	2	0	2	9
<b>Total</b>	<b>11</b>	<b>2</b>	<b>2</b>	<b>80</b>

PERCENTAGE OF TIME SPENT ON THE RAIL SYSTEM	
Green Line-LAPD	91%
Green Line-LASD	93%

LEGEND
Los Angeles Police Department
Los Angeles County Sheriff's Department

### MONTHLY UPDATE ON TRANSIT POLICING PERFORMANCE - DECEMBER 2021

REPORTED CRIME			
CRIMES AGAINST PERSONS	LAPD	LASD	FYTD
Homicide	0	0	0
Rape	0	0	0
Robbery	8	7	32
Aggravated Assault	2	0	14
Aggravated Assault on Operator	0	0	0
Battery	3	3	27
Battery Rail Operator	1	0	1
Sex Offenses	0	0	3
<b>SUB-TOTAL</b>	<b>14</b>	<b>10</b>	<b>77</b>
CRIMES AGAINST PROPERTY	LAPD	LASD	FYTD
Burglary	0	0	0
Larceny	1	1	26
Bike Theft	1	0	1
Motor Vehicle Theft	0	0	0
Arson	0	0	1
Vandalism	0	1	8
<b>SUB-TOTAL</b>	<b>2</b>	<b>2</b>	<b>36</b>
CRIMES AGAINST SOCIETY	LAPD	LASD	FYTD
Weapons	0	0	4
Narcotics	0	0	0
Trespassing	0	0	2
<b>SUB-TOTAL</b>	<b>0</b>	<b>0</b>	<b>6</b>
<b>TOTAL</b>	<b>16</b>	<b>12</b>	<b>119</b>

ARRESTS			
AGENCY	LAPD	LASD	FYTD
Felony	1	1	14
Misdemeanor	1	1	10
<b>TOTAL</b>	<b>2</b>	<b>2</b>	<b>24</b>

CITATIONS			
AGENCY	LAPD	LASD	FYTD
Other Citations	0	1	7
Vehicle Code Citations	0	0	1
<b>TOTAL</b>	<b>0</b>	<b>1</b>	<b>8</b>

CALLS FOR SERVICE			
AGENCY	LAPD	LASD	FYTD
Routine	7	53	415
Priority	62	32	411
Emergency	6	5	40
<b>TOTAL</b>	<b>75</b>	<b>90</b>	<b>866</b>

DISPATCHED VS. PROACTIVE		
AGENCY	LAPD	LASD
Dispatched	21%	5%
Proactive	79%	95%
<b>TOTAL</b>	<b>100%</b>	<b>100%</b>

CRIMES PER STATION				
STATION	CRIMES AGAINST PERSONS	CRIMES AGAINST PROPERTY	CRIMES AGAINST SOCIETY	FYTD
7th St/Metro Ctr	0	0	0	3
Pico	0	0	0	0
LATTC/Ortho Institute	0	0	0	3
Jefferson/USC	1	0	0	5
Expo Park/USC	0	0	0	4
Expo/Vermont	0	0	0	10
Expo/Western	8	0	0	21
Expo/Crenshaw	3	1	0	9
Farmdale	0	0	0	6
Expo/La Brea	0	0	0	8
La Cienega/Jefferson	1	0	0	5
Culver City	4	0	0	7
Palms	1	0	0	1
Westwood/Rancho Park	0	0	0	2
Expo/Sepulveda	0	1	0	5
Expo/Bundy	0	0	0	3
26th St/Bergamot	0	1	0	2
17th St/SMC	0	0	0	2
Downtown Santa Monica	6	1	0	23
Expo Line Rail Yard	0	0	0	0
<b>Total</b>	<b>24</b>	<b>4</b>	<b>0</b>	<b>119</b>

PERCENTAGE OF TIME SPENT ON THE RAIL SYSTEM	
Expo Line-LAPD	90%
Expo Line-LASD	95%

GRADE CROSSING OPERATIONS			
LOCATION	LAPD	LASD	FYTD
Exposition Blvd	N/A	0	3
Santa Monica	N/A	65	308
Culver City	N/A	11	44
<b>TOTAL</b>	<b>0</b>	<b>76</b>	<b>355</b>

LEGEND	
Los Angeles Police Department	
Los Angeles County Sheriff's Department	

### MONTHLY UPDATE ON TRANSIT POLICING PERFORMANCE - DECEMBER 2021

#### REPORTED CRIME

CRIMES AGAINST PERSONS	LAPD	FYTD
Homicide	0	1
Rape	0	3
Robbery	9	28
Aggravated Assault	9	58
Aggravated Assault on Operator	0	0
Battery	15	88
Battery Rail Operator	1	1
Sex Offenses	3	19
<b>SUB-TOTAL</b>	<b>37</b>	<b>198</b>
CRIMES AGAINST PROPERTY	LAPD	FYTD
Burglary	0	0
Larceny	7	57
Bike Theft	1	2
Motor Vehicle Theft	0	0
Arson	0	0
Vandalism	3	25
<b>SUB-TOTAL</b>	<b>11</b>	<b>84</b>
CRIMES AGAINST SOCIETY	LAPD	FYTD
Weapons	0	0
Narcotics	0	0
Trespassing	3	17
<b>SUB-TOTAL</b>	<b>3</b>	<b>17</b>
<b>TOTAL</b>	<b>51</b>	<b>299</b>

#### ARRESTS

AGENCY	LAPD	FYTD
Felony	5	30
Misdemeanor	3	40
<b>TOTAL</b>	<b>8</b>	<b>70</b>

#### CITATIONS

AGENCY	LAPD	FYTD
Other Citations	1	10
Vehicle Code Citations	0	5
<b>TOTAL</b>	<b>1</b>	<b>15</b>

#### CALLS FOR SERVICE

AGENCY	LAPD	FYTD
Routine	27	145
Priority	177	977
Emergency	12	92
<b>TOTAL</b>	<b>216</b>	<b>1,214</b>

#### DISPATCHED VS. PROACTIVE

AGENCY	LAPD
Dispatched	20%
Proactive	80%
<b>TOTAL</b>	<b>100%</b>

#### CRIMES PER STATION

STATION	CRIMES AGAINST PERSONS	CRIMES AGAINST PROPERTY	CRIMES AGAINST SOCIETY	FYTD
Union Station	7	3	0	32
Civic Center/Grand Park	3	0	0	13
Pershing Square	4	1	0	19
7th St/Metro Ctr	5	0	1	32
Westlake/MacArthur Park	5	2	0	41
Wilshire/Vermont	2	0	0	12
Wilshire/Normandie	0	0	0	3
Vermont/Beverly	1	0	1	17
Wilshire/Western	0	1	0	9
Vermont/Santa Monica	2	0	0	13
Vermont/Sunset	0	0	0	7
Hollywood/Western	1	1	0	13
Hollywood/Vine	0	1	0	15
Hollywood/Highland	3	1	1	24
Universal City/Studio City	2	1	0	17
North Hollywood	2	0	0	32
Red Line Rail Yard	0	0	0	0
<b>Total</b>	<b>37</b>	<b>11</b>	<b>3</b>	<b>299</b>

#### PERCENTAGE OF TIME SPENT ON THE RAIL SYSTEM

Red Line- LAPD	86%
----------------	-----

#### LEGEND

Los Angeles Police Department

# GOLD LINE

## ATTACHMENT E

### MONTHLY UPDATE ON TRANSIT POLICING PERFORMANCE - DECEMBER 2021

REPORTED CRIME			
CRIMES AGAINST PERSONS	LAPD	LASD	FYTD
Homicide	0	0	0
Rape	0	0	1
Robbery	1	1	7
Aggravated Assault	0	1	10
Aggravated Assault on Operator	0	0	0
Battery	1	0	12
Battery Rail Operator	0	0	1
Sex Offenses	0	2	7
<b>SUB-TOTAL</b>	<b>2</b>	<b>4</b>	<b>38</b>
CRIMES AGAINST PROPERTY	LAPD	LASD	FYTD
Burglary	0	0	0
Larceny	0	2	20
Bike Theft	0	0	6
Motor Vehicle Theft	0	2	3
Arson	0	0	0
Vandalism	0	2	26
<b>SUB-TOTAL</b>	<b>0</b>	<b>6</b>	<b>55</b>
CRIMES AGAINST SOCIETY	LAPD	LASD	FYTD
Weapons	0	0	0
Narcotics	0	2	6
Trespassing	0	0	4
<b>SUB-TOTAL</b>	<b>0</b>	<b>2</b>	<b>10</b>
<b>TOTAL</b>	<b>2</b>	<b>12</b>	<b>103</b>

ARRESTS			
AGENCY	LAPD	LASD	FYTD
Felony	3	3	24
Misdemeanor	4	13	50
<b>TOTAL</b>	<b>7</b>	<b>16</b>	<b>74</b>

CITATIONS			
AGENCY	LAPD	LASD	FYTD
Other Citations	0	23	79
Vehicle Code Citations	0	1	4
<b>TOTAL</b>	<b>0</b>	<b>24</b>	<b>83</b>

CALLS FOR SERVICE			
AGENCY	LAPD	LASD	FYTD
Routine	4	175	995
Priority	32	89	639
Emergency	3	9	55
<b>TOTAL</b>	<b>39</b>	<b>273</b>	<b>1,689</b>

DISPATCHED VS. PROACTIVE		
AGENCY	LAPD	LASD
Dispatched	14%	8%
Proactive	86%	92%
<b>TOTAL</b>	<b>100%</b>	<b>100%</b>

CRIMES PER STATION				
STATION	CRIMES AGAINST PERSONS	CRIMES AGAINST PROPERTY	CRIMES AGAINST SOCIETY	FYTD
APU/Citrus College	0	0	0	5
Azusa Downtown	1	1	1	5
Irwindale	0	0	1	7
Duarte/City of Hope	0	0	0	4
Monrovia	2	1	0	9
Arcadia	1	1	0	7
Sierra Madre Villa	0	1	0	14
Allen	0	0	0	1
Lake	0	0	0	4
Memorial Park	0	1	0	5
Del Mar	0	1	0	3
Fillmore	0	0	0	3
South Pasadena	0	0	0	3
Highland Park	0	0	0	2
Southwest Museum	0	0	0	9
Heritage Square	1	0	0	2
Lincoln/Cypress	0	0	0	3
Chinatown	0	0	0	4
Union Station	1	0	0	3
Little Tokyo/Arts Dist	0	0	0	0
Pico/Aliso	0	0	0	2
Mariachi Plaza	0	0	0	1
Soto	0	0	0	2
Indiana (both LAPD & LASD)	0	0	0	2
Maravilla	0	0	0	2
East LA Civic Ctr	0	0	0	0
Atlantic	0	0	0	1
<b>Total</b>	<b>6</b>	<b>6</b>	<b>2</b>	<b>103</b>

PERCENTAGE OF TIME SPENT ON THE RAIL SYSTEM	
Gold Line-LAPD	88%
Gold Line-LASD	88%

GRADE CROSSING OPERATIONS			
LOCATION	LAPD	LASD	FYTD
Marmion Way	0	0	0
Arcadia Station	0	6	80
Irwindale	0	42	142
Monrovia	0	11	67
City of Pasadena	0	23	183
Magnolia Ave	0	8	8
Duarte Station	0	12	82
City Of Azusa	0	28	115
South Pasadena	0	10	34
City Of East LA	0	53	281
Figueroa St	0	0	0
<b>TOTAL GOAL= 10</b>	<b>0</b>	<b>193</b>	<b>992</b>

LEGEND	
Los Angeles Police Department	
Los Angeles County Sheriff's Department	



### MONTHLY UPDATE ON TRANSIT POLICING PERFORMANCE - DECEMBER 2021

#### REPORTED CRIME

CRIMES AGAINST PERSONS	LAPD	FYTD
Homicide	0	0
Rape	0	0
Robbery	2	4
Aggravated Assault	1	7
Aggravated Assault on Operator	0	0
Battery	2	7
Battery Bus Operator	1	2
Sex Offenses	0	0
<b>SUB-TOTAL</b>	<b>6</b>	<b>20</b>
CRIMES AGAINST PROPERTY	LAPD	FYTD
Burglary	0	0
Larceny	0	1
Bike Theft	0	0
Motor Vehicle Theft	0	0
Arson	0	0
Vandalism	0	2
<b>SUB-TOTAL</b>	<b>0</b>	<b>3</b>
CRIMES AGAINST SOCIETY	LAPD	FYTD
Weapons	0	0
Narcotics	0	0
Trespassing	0	0
<b>SUB-TOTAL</b>	<b>0</b>	<b>0</b>
<b>TOTAL</b>	<b>6</b>	<b>23</b>

#### ARRESTS

AGENCY	LAPD	FYTD
Felony	0	1
Misdemeanor	0	4
<b>TOTAL</b>	<b>0</b>	<b>5</b>

#### CITATIONS

AGENCY	LAPD	FYTD
Other Citations	0	0
Vehicle Code Citations	0	0
<b>TOTAL</b>	<b>0</b>	<b>0</b>

#### CALLS FOR SERVICE

AGENCY	LAPD	FYTD
Routine	0	5
Priority	8	26
Emergency	0	0
<b>TOTAL</b>	<b>8</b>	<b>31</b>

#### DISPATCHED VS. PROACTIVE

AGENCY	LAPD
Dispatched	17%
Proactive	83%
<b>TOTAL</b>	<b>100%</b>

#### CRIMES PER STATION

STATION	CRIMES AGAINST PERSONS	CRIMES AGAINST PROPERTY	CRIMES AGAINST SOCIETY	FYTD
North Hollywood	0	0	0	6
Laurel Canyon	0	0	0	1
Valley College	0	0	0	0
Woodman	0	0	0	1
Van Nuys	2	0	0	4
Sepulveda	0	0	0	2
Woodley	0	0	0	0
Balboa	1	0	0	1
Reseda	1	0	0	1
Tampa	1	0	0	1
Pierce College	0	0	0	2
De Soto	0	0	0	1
Canoga	1	0	0	1
Warner Center	0	0	0	0
Sherman Way	0	0	0	1
Roscoe	0	0	0	0
Nordhoff	0	0	0	1
Chatsworth	0	0	0	0
<b>Total</b>	<b>6</b>	<b>0</b>	<b>0</b>	<b>23</b>

#### PERCENTAGE OF TIME SPENT ON THE BUS SYSTEM

Orange Line- LAPD	92%
-------------------	-----

#### LEGEND

Los Angeles Police Department

### MONTHLY UPDATE ON TRANSIT POLICING PERFORMANCE - DECEMBER 2021

REPORTED CRIME			
CRIMES AGAINST PERSONS	LAPD	LASD	FYTD
Homicide	0	0	0
Rape	0	0	1
Robbery	0	0	0
Aggravated Assault	0	0	2
Aggravated Assault on Operator	0	0	0
Battery	0	0	2
Battery Bus Operator	0	0	0
Sex Offenses	0	0	0
<b>SUB-TOTAL</b>	<b>0</b>	<b>0</b>	<b>5</b>
CRIMES AGAINST PROPERTY	LAPD	LASD	FYTD
Burglary	0	0	0
Larceny	0	0	3
Bike Theft	0	0	1
Motor Vehicle Theft	0	0	0
Arson	0	0	0
Vandalism	0	0	0
<b>SUB-TOTAL</b>	<b>0</b>	<b>0</b>	<b>4</b>
CRIMES AGAINST SOCIETY	LAPD	LASD	FYTD
Weapons	0	0	0
Narcotics	0	0	1
Trespassing	0	0	0
<b>SUB-TOTAL</b>	<b>0</b>	<b>0</b>	<b>1</b>
<b>TOTAL</b>	<b>0</b>	<b>0</b>	<b>10</b>

ARRESTS			
AGENCY	LAPD	LASD	FYTD
Felony	0	0	3
Misdemeanor	0	1	8
<b>TOTAL</b>	<b>0</b>	<b>1</b>	<b>11</b>

CITATIONS			
AGENCY	LAPD	LASD	FYTD
Other Citations	0	0	0
Vehicle Code Citations	0	0	1
<b>TOTAL</b>	<b>0</b>	<b>0</b>	<b>1</b>

CALLS FOR SERVICE			
AGENCY	LAPD	LASD	FYTD
Routine	0	4	17
Priority	2	2	17
Emergency	0	1	2
<b>TOTAL</b>	<b>2</b>	<b>7</b>	<b>36</b>

DISPATCHED VS. PROACTIVE		
AGENCY	LAPD	LASD
Dispatched	0%	0%
Proactive	0%	100%
<b>TOTAL</b>	<b>0%</b>	<b>100%</b>

CRIMES PER STATION				
STATION	CRIMES AGAINST PERSONS	CRIMES AGAINST PROPERTY	CRIMES AGAINST SOCIETY	FYTD
El Monte	0	0	0	1
Cal State LA	0	0	0	0
LAC/USC Medical Ctr	0	0	0	0
Alameda	0	0	0	2
Downtown	0	0	0	1
37th St/USC	0	0	0	0
Slauson	0	0	0	2
Manchester	0	0	0	0
Harbor Fwy	0	0	0	1
Rosecrans	0	0	0	0
Harbor Gateway Transit Ctr	0	0	0	3
Carson	0	0	0	0
PCH	0	0	0	0
San Pedro/Beacon	0	0	0	0
<b>Total</b>	<b>0</b>	<b>0</b>	<b>0</b>	<b>10</b>

PERCENTAGE OF TIME SPENT ON THE BUS SYSTEM	
Silver Line- LAPD	0%
Silver Line- LASD	95%

**Los Angeles Police Department**  
**Los Angeles County Sheriff's Department**

### MONTHLY UPDATE ON TRANSIT POLICING PERFORMANCE - DECEMBER 2021

REPORTED CRIME			
CRIMES AGAINST PERSONS	LAPD	LASD	FYTD
Homicide	0	0	0
Rape	0	0	0
Robbery	2	1	32
Aggravated Assault	3	5	55
Aggravated Assault on Operator	2	2	21
Battery	22	3	142
Battery Bus Operator	6	4	51
Sex Offenses	1	0	9
<b>SUB-TOTAL</b>	<b>36</b>	<b>15</b>	<b>310</b>
CRIMES AGAINST PROPERTY	LAPD	LASD	FYTD
Burglary	0	0	1
Larceny	7	0	46
Bike Theft	1	0	9
Motor Vehicle Theft	0	0	2
Arson	0	0	0
Vandalism	1	2	42
<b>SUB-TOTAL</b>	<b>9</b>	<b>2</b>	<b>100</b>
CRIMES AGAINST SOCIETY	LAPD	LASD	FYTD
Weapons	0	1	7
Narcotics	0	3	30
Trespassing	0	0	2
<b>SUB-TOTAL</b>	<b>0</b>	<b>4</b>	<b>39</b>
<b>TOTAL</b>	<b>45</b>	<b>21</b>	<b>449</b>

LASD's Crimes per Sector		
Sector		FYTD
Westside	6	24
San Fernando	1	10
San Gabriel Valley	4	28
Gateway Cities	3	51
South Bay	7	48
<b>Total</b>	<b>21</b>	<b>161</b>

LAPD's Crimes per Sector		
Sector		FYTD
<b>Valley Bureau</b>		
Van Nuys	1	13
West Valley	1	5
North Hollywood	2	14
Foothill	0	4
Devonshire	0	4
Mission	0	3
Topanga	0	6
<b>Central Bureau</b>		
Central	5	45
Rampart	4	15
Hollenbeck	2	7
Northeast	1	8
Newton	5	16
<b>West Bureau</b>		
Hollywood	2	12
Wilshire	2	18
West LA	0	8
Pacific	2	11
Olympic	2	27
<b>Southwest Bureau</b>		
Southwest	10	35
Harbor	0	1
77th Street	6	30
Southeast	0	6
<b>Total</b>	<b>45</b>	<b>288</b>

ARRESTS			
AGENCY	LAPD	LASD	FYTD
Felony	0	7	50
Misdemeanor	4	30	245
<b>TOTAL</b>	<b>4</b>	<b>37</b>	<b>295</b>

CITATIONS			
AGENCY	LAPD	LASD	FYTD
Other Citations	1	41	370
Vehicle Code Citations	0	15	100
<b>TOTAL</b>	<b>1</b>	<b>56</b>	<b>470</b>

CALLS FOR SERVICE			
AGENCY	LAPD	LASD	FYTD
Routine	4	143	1,003
Priority	9	145	711
Emergency	1	15	57
<b>TOTAL</b>	<b>14</b>	<b>303</b>	<b>1,771</b>

DISPATCHED VS. PROACTIVE		
AGENCY	LAPD	LASD
Dispatched	19%	2%
Proactive	81%	98%
<b>TOTAL</b>	<b>100%</b>	<b>100%</b>

PERCENTAGE OF TIME SPENT ON THE BUS SYSTEM	
LAPD BUS	89%
LASD BUS	93%

LEGEND	
Los Angeles Police Department	
Los Angeles County Sheriff's Department	

# UNION STATION

## ATTACHMENT E

### MONTHLY UPDATE ON TRANSIT POLICING PERFORMANCE - DECEMBER 2021

REPORTED CRIME		
CRIMES AGAINST PERSONS	LAPD	FYTD
Homicide	0	0
Rape	0	2
Robbery	2	12
Aggravated Assault	2	17
Aggravated Assault on Operator	0	0
Battery	15	70
Battery Rail Operator	0	0
Sex Offenses	1	4
<b>SUB-TOTAL</b>	<b>20</b>	<b>105</b>
CRIMES AGAINST PROPERTY	LAPD	FYTD
Burglary	0	4
Larceny	8	39
Bike Theft	3	4
Motor Vehicle Theft	0	0
Arson	0	0
Vandalism	1	8
<b>SUB-TOTAL</b>	<b>12</b>	<b>55</b>
CRIMES AGAINST SOCIETY	LAPD	FYTD
Weapons	0	0
Narcotics	0	0
Trespassing	2	16
<b>SUB-TOTAL</b>	<b>2</b>	<b>16</b>
<b>TOTAL</b>	<b>34</b>	<b>176</b>

ARRESTS		
AGENCY	LAPD	FYTD
Felony	5	31
Misdemeanor	18	47
<b>TOTAL</b>	<b>23</b>	<b>78</b>

CITATIONS		
AGENCY	LAPD	FYTD
Other Citations	0	2
Vehicle Code Citations	0	0
<b>TOTAL</b>	<b>0</b>	<b>2</b>

CALLS FOR SERVICE		
AGENCY	LAPD	FYTD
Routine	12	57
Priority	75	263
Emergency	1	7
<b>TOTAL</b>	<b>88</b>	<b>327</b>

DISPATCHED VS. PROACTIVE	
AGENCY	LAPD
Dispatched	27%
Proactive	73%
<b>TOTAL</b>	<b>100%</b>

PERCENTAGE OF TIME SPENT AT UNION STATION	
LOCATION	LAPD
Union Station	86%

LEGEND	
Los Angeles Police Department	

# Transit Police

## Monthly Crime Report



Attachment F

	2020	2021
	December	December
<b>CRIMES AGAINST PERSONS</b>		
Homicide	0	0
Rape	1	0
Robbery	20	41
Aggravated Assault	20	29
Aggravated Assault on Operator	1	4
Battery	36	73
Battery on Operator	7	13
Sex Offenses	4	9
<b>SUB-TOTAL</b>	<b>89</b>	<b>169</b>
<b>CRIMES AGAINST PROPERTY</b>		
Burglary	1	0
Larceny	25	31
Bike Theft	4	6
Motor Vehicle Theft	2	2
Arson	0	1
Vandalism	22	13
<b>SUB-TOTAL</b>	<b>54</b>	<b>53</b>
<b>CRIMES AGAINST SOCIETY</b>		
Weapons	3	2
Narcotics	8	7
Trespassing	5	6
<b>SUB-TOTAL</b>	<b>16</b>	<b>15</b>
<b>TOTAL</b>	<b>159</b>	<b>237</b>
<b>ENFORCEMENT EFFORTS</b>		
Arrests	23	140
Citations	332	132
Calls for Service	1,229	1,553

**MONTHLY, BI-ANNUAL, ANNUAL COMPARISON**

**DECEMBER 2021**

Attachment G

**Crimes**

Monthly	System-Wide	Dec-20	Dec-21	% Change
	Crimes Against Persons	89	169	89.89%
	Crimes Against Property	54	53	-1.85%
	Crimes Against Society	16	15	-6.25%
	Total	159	237	49.06%

Six Months	System-Wide	Jul-20-Dec-20	Jul-21-Dec-21	% Change
	Crimes Against Persons	638	918	43.89%
	Crimes Against Property	306	413	34.97%
	Crimes Against Society	103	110	6.80%
	Total	1,047	1,441	37.63%

Annual	System-Wide	Jan-20-Dec-20	Jan-21-Dec-21	% Change
	Crimes Against Persons	1,296	1,620	25.00%
	Crimes Against Property	679	756	11.34%
	Crimes Against Society	199	285	43.22%
	Total	2,174	2,661	22.40%

**Average Emergency Response Times**

Monthly	Dec-20	Dec-21	Change in Seconds	% Change
	5:01	5:01	0	0.00%

Six Months	Jul-20-Dec-20	Jul-21-Dec-21	Change in Seconds	% Change
	4:50	4:45	-5	-1.72%

Annual	Jan-20-Dec-20	Jan-21-Dec-21	Change in Seconds	% Change
	4:38	4:32	-6	-2.16%

**Bus Operator Assaults**

Monthly	Dec-20	Dec-21	% Change
	8	17	112.50%

Six Months	Jul-20-Dec-20	Jul-21-Dec-21	% Change
	38	79	107.89%

Annual	Jan-20-Dec-20	Jan-21-Dec-21	% Change
	77	117	51.95%

**Fare Compliance**

Monthly	Dec-20	Dec-21	% Change	
	Green Checks	5	1	-80.00%
	Yellow Checks	4	0	-100.00%
	Red Checks	1	0	-100.00%
	Total	10	1	-90.00%

Six Months	Jul-20-Dec-20	Jul-21-Dec-21	% Change	
	Green Checks	1,413	16	-98.87%
	Yellow Checks	636	10	-98.43%
	Red Checks	30	1	-96.67%
	Total	2,079	27	-98.70%

Annual	Jan-20-Dec-20	Jan-21-Dec-21	% Change	
	Green Checks	74,789	220	-99.71%
	Yellow Checks	18,183	106	-99.42%
	Red Checks	13,304	8	-99.94%
	Total	106,276	334	-99.69%

**Ridership**

Monthly	Dec-20	Dec-21	% Change
	15,095,605	21,096,821	39.75%

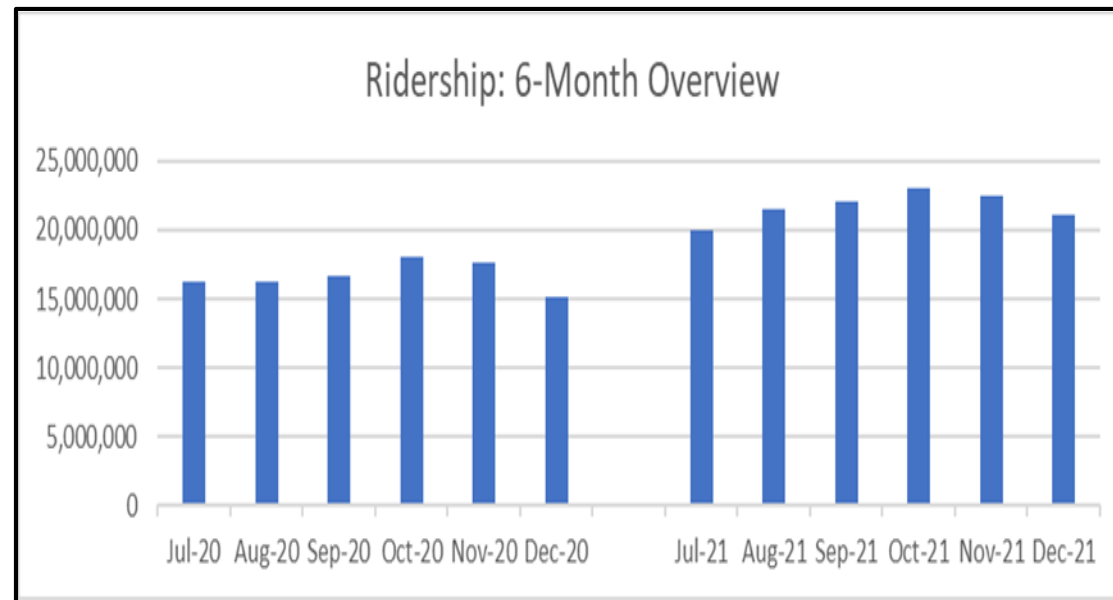
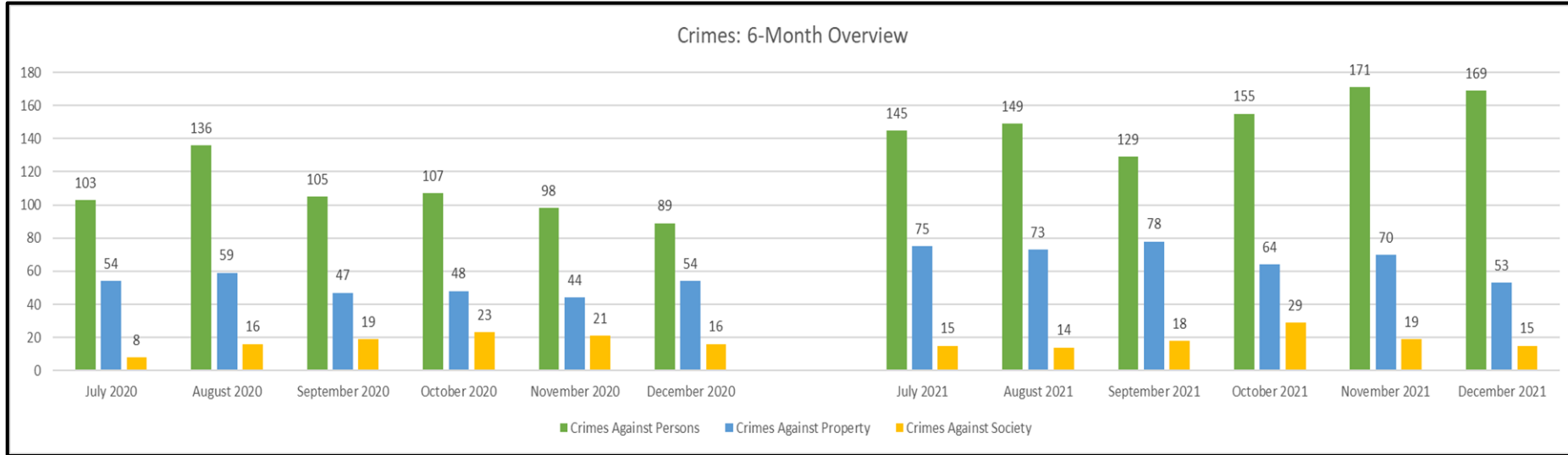
Six Months	Jul-20-Dec-20	Jul-21-Dec-21	% Change
	99,780,683	130,194,981	30.48%

Annual	Jan-20-Dec-20	Jan-21-Dec-21	% Change
	217,099,814	227,965,152	5.00%

# MONTHLY, BI-ANNUAL, ANNUAL COMPARISON

DECEMBER 2021

Attachment G



**Violent and Property Crimes  
December 2021**

Attachment H

<b>VIOLENT CRIMES</b>	<b>12/01/2021 TO 12/31/2021</b>	<b>11/01/2021 TO 11/30/2021</b>	<b>% Change</b>	<b>11/01/2021 TO 11/30/2021</b>	<b>10/01/2021 TO 10/31/2021</b>	<b>% Change</b>	<b>YTD 2021</b>	<b>YTD 2020</b>	<b>% Change</b>	<b>YTD 2021</b>	<b>YTD 2019</b>	<b>% Change</b>
Homicide	0	1	-100.0%	1	1	0.0%	5	3	66.7%	5	1	400.0%
Rape	0	0	0.0%	0	1	-100.0%	13	9	44.4%	13	9	44.4%
Robbery	41	23	78.3%	23	27	-14.8%	256	219	16.9%	256	287	-10.8%
Agg Assault	29	36	-19.4%	36	43	-16.3%	380	253	50.2%	380	263	44.5%
Agg Assault on Operator	4	5	-20.0%	5	2	150.0%	29	16	81.3%	29	11	163.6%
<b>TOTAL VIOLENT</b>	<b>74</b>	<b>65</b>	<b>13.8%</b>	<b>65</b>	<b>74</b>	<b>-12.2%</b>	<b>683</b>	<b>500</b>	<b>36.6%</b>	<b>683</b>	<b>571</b>	<b>19.6%</b>
<b>PROPERTY CRIMES</b>	<b>12/01/2021 TO 12/31/2021</b>	<b>11/01/2021 TO 11/30/2021</b>	<b>% Change</b>	<b>11/01/2021 TO 11/30/2021</b>	<b>10/01/2021 TO 10/31/2021</b>	<b>% Change</b>	<b>YTD 2021</b>	<b>YTD 2020</b>	<b>% Change</b>	<b>YTD 2021</b>	<b>YTD 2019</b>	<b>% Change</b>
Burglary	0	0	0.0%	0	2	-100.0%	16	9	77.8%	16	8	100.0%
Larceny	31	42	-26.2%	42	33	27.3%	388	383	1.3%	388	743	-47.8%
Bike Theft	6	2	200.0%	2	2	0.0%	43	50	-14.0%	43	72	-40.3%
Motor Vehicle Theft	2	1	100.0%	1	0	N/A	13	19	-31.6%	13	22	-40.9%
<b>TOTAL PROPERTY</b>	<b>39</b>	<b>45</b>	<b>-13.3%</b>	<b>45</b>	<b>37</b>	<b>21.6%</b>	<b>460</b>	<b>461</b>	<b>-0.2%</b>	<b>460</b>	<b>845</b>	<b>-45.6%</b>
<b>TOTAL PART 1</b>	<b>113</b>	<b>110</b>	<b>2.7%</b>	<b>110</b>	<b>111</b>	<b>-0.9%</b>	<b>1,143</b>	<b>961</b>	<b>18.9%</b>	<b>1,143</b>	<b>1,416</b>	<b>-19.3%</b>

This table summarizes Violent Crimes and Property Crimes, which make up Part 1 Crimes.



**Los Angeles Police Department Transit Services Division  
Suspect Demographics  
December 2021**

Attachment I

<b>ARRESTEE DEMOGRAPHICS</b>										
<b>PREMISE</b>	<b>MALE</b>					<b>FEMALE</b>				<b>TOTAL</b>
	<b>B</b>	<b>H</b>	<b>O</b>	<b>W</b>	<b>TOTAL</b>	<b>B</b>	<b>H</b>	<b>O</b>	<b>TOTAL</b>	
<b>UNION STATION</b>	5	5	1	1	12	2	1	0	3	15
<b>RED LINE</b>	5	2	0	1	8	0	0	0	0	8
<b>BUS</b>	1	1	0	0	2	0	0	1	1	3
<b>BLUE LINE</b>	2	0	0	0	2	0	0	1	1	3
<b>EXPO LINE</b>	1	0	0	1	2	0	0	0	0	2
<b>ORANGE</b>	1	0	0	0	1	0	0	0	0	1
<b>GOLD LINE</b>	0	0	0	1	1	0	0	0	0	1
<b>PURPLE LINE</b>	1	0	0	0	1	0	0	0	0	1
<b>TOTAL</b>	<b>16</b>	<b>8</b>	<b>1</b>	<b>4</b>	<b>29</b>	<b>2</b>	<b>1</b>	<b>2</b>	<b>5</b>	<b>34</b>
<b>% OF TOTAL</b>	<b>47.1%</b>	<b>23.5%</b>	<b>2.9%</b>	<b>11.8%</b>	<b>85.3%</b>	<b>5.9%</b>	<b>2.9%</b>	<b>5.9%</b>	<b>14.7%</b>	<b>100.0%</b>



Los Angeles Sheriff's Department - Transit Services Bureau  
 Arrestee Information for the Month of December 2021  
 12/01/2021 - 12/31/2021

Attachment I

Premise	Female				Total Female	Male				Total Male	Total Arrest
	Black	Hisp	Other	White		Black	Hisp	Other	White		
L-Line - Sierra Madre Villa	0	0	0	0	0	2	0	0	1	3	3
L-Line - Arcadia	0	0	0	0	0	0	1	1	1	3	3
L-Line - Monrovia	0	0	0	0	0	0	0	0	1	1	1
L-Line - Duarte	0	0	0	0	0	0	0	0	0	0	0
L-Line - Irwindale	0	0	0	0	0	0	0	0	1	1	1
L-Line - Azusa Downtown	0	0	0	1	1	1	3	0	0	4	5
L-Line - APU/Citrus College	0	0	0	0	0	1	1	0	0	2	2
J-Line - Carson	0	0	0	0	0	0	0	0	0	0	0
J-Line - El Monte	0	0	0	0	0	0	1	0	0	1	1
Bus	1	1	0	1	3	7	17	0	10	34	37
Total	2	4	0	3	9	23	38	1	16	78	87

**Long Beach Police Department - Metro Transportation Detail**

**Arrestee Demographic Stats - December 2021**

1/14/22

Attachment I

Crimes Against Persons	Arr/Cite	Gender	Ethnicity	Age	Station	Unhoused
Battery	Arr	M	B	18	Pacific Coast Hwy	No
Battery	Cite	M	H	27	Downtown Long Beach	No

Crimes Against Property	Arr/Cite	Gender	Ethnicity	Age	Station	Unhoused
Vandalism	Cite	M	W	49	Wardlow	No

Crimes Against Society	Arr/Cite	Gender	Ethnicity	Age	Station	Unhoused

## Public Safety Advisory Committee

Prepared by the PSAC Facilitator Team

# MEMO

**Date:** January 12, 2022

**To:** Metro Office of the Chief Executive Officer

**From:** Public Safety Advisory Committee (PSAC)

**Re:** Outcomes from the January 5, 2022 PSAC Meeting

During the January 5, 2021 Public Safety Advisory Committee (PSAC) meeting, the advisory body held a vote to approve the following:

- A proposal to approve the recommendations from the Community Engagement (CE) ad hoc committee on the Home at Last short term shelter program (HAL program)

Below is a summary of the committee action:

- PSAC voted to approve the CE ad hoc committee's recommendations for the HAL program. The vote was 12 "yes," 0 "no," 0 "abstain," and 3 "absent." (Link: [Approved Recommendations on Home at Last short term shelter program](#))

### **Proposal to approve the recommendations of the CE ad hoc committee on the HAL program**

The committee voted unanimously to approve the CE ad hoc committee recommendations included in the [January 5, 2022 meeting agenda packet](#) (Attachment J). No modifications were made to the recommendations.

## Public Safety Advisory Committee

Prepared by the PSAC Facilitator Team

# MEMO

**Date:** January 12, 2022

**To:** Metro Office of the Chief Executive Officer

**From:** Public Safety Advisory Committee (PSAC)

**Re:** Outcomes from the January 5, 2022 PSAC Meeting - IPS Recommendations

During the January 5, 2021 Public Safety Advisory Committee (PSAC) meeting, the advisory body held a vote to approve the following:

- A proposal to approve the recommendations of the Infrastructure Protection Services (IPS) ad hoc committee on a forthcoming IPS scope of work (SOW)

Below is a summary of the committee action:

- PSAC voted to approve a modified version of the IPS ad hoc committee's recommendations. The vote was 12 "yes," 0 "no," 1 "abstain," and 2 "absent." (Link: [Approved IPS SOW Recommendations](#))

### **Proposal to approve the recommendations of the IPS ad hoc committee on a forthcoming IPS SOW**

The committee voted to approve a modified version of the IPS ad hoc committee recommendations included in the [January 5, 2022 meeting agenda packet](#) (Attachment H & Attachment I). The approved text included the following modifications:

- Adding a paragraph to the "Weapons" section of the recommendations that indicates this decision will be made at a future PSAC meeting - likely the January 19, 2022 meeting.

## Public Safety Advisory Committee

Prepared by the PSAC Facilitator Team

# MEMO

**Date:** January 21, 2022

**To:** Metro Office of the Chief Executive Officer

**From:** Public Safety Advisory Committee (PSAC)

**Re:** Outcomes from the January 19, 2022 PSAC Meeting - IPS Recommendations on Weapons

During the January 19, 2021 Public Safety Advisory Committee (PSAC) meeting, the advisory body held a vote to approve the following:

- A proposal to support one of the options from the Infrastructure Protection Services (IPS) ad hoc committee on the provision of firearms to IPS personnel (Link: [IPS Weapons Recommendations](#) beginning on page 3)

Below is a summary of the committee action:

- The committee was unable to reach a simple majority to support the approval of one of the options for the IPS weapons recommendations. The vote was 6 members supporting “Option 1,” 6 members supporting “Option 2,” 1 member choosing to “abstain,” and 2 members “absent.”

### **Proposal to approve one of the options for the Infrastructure Protection Services (IPS) ad hoc committee recommendations on the provision of weapons**

The committee did not reach consensus around one unified recommendation, in keeping with its standard decision-making process. Instead, the committee chose to modify its process and put forth a proposal to bring both options to a vote (versus a proposal to vote on just one preferred option). “Option 1” proposed a gradual reduction of firearm-carrying IPS personnel, while “Option 2” proposed an immediate disarmament of all IPS personnel.

Neither option gained the support of a simple majority, which required at least eight votes. Therefore, the committee was unable to provide a consensus recommendation on the provision of firearms to IPS personnel.

## Public Safety Advisory Committee

Prepared by the PSAC Facilitator Team

# MEMO

**Date:** January 21, 2022

**To:** Metro Office of the Chief Executive Officer

**From:** Public Safety Advisory Committee (PSAC)

**Re:** Outcomes from the January 19, 2022 PSAC Meeting - Recommendations on the Multi-Agency Policing Contract

During the January 19, 2021 Public Safety Advisory Committee (PSAC) meeting, the advisory body held a vote to approve the following:

- A proposal to approve the recommendations from the Policing Practices (PP) ad hoc committee on the forthcoming Multi-Agency Policing Contract scope of work (SOW)

Below is a summary of the committee action:

- PSAC voted to approve the PP ad hoc committee's recommendations for the forthcoming Multi-Agency Policing Contract. The vote was 10 "yes," 3 "no," 0 "abstain," and 2 members "absent." (Link: [Approved Recommendations on Policing Contract](#))

### **Proposal to approve the recommendations of the PP ad hoc committee on the Multi-Agency Policing Contract**

A majority of the committee voted to approve the PP ad hoc committee recommendations included in the [January 19, 2022 meeting agenda packet](#) (Attachment F). No modifications were made to the recommendations.



# Monthly Update on Transit Safety & Security Performance

---

OPERATIONS, SAFETY AND CUSTOMER EXPERIENCE COMMITTEE

FEBRUARY 17, 2022



# December 2021 Crime Stats

<b>VIOLENT CRIMES</b>	<b>December 2021</b>	<b>November 2021</b>	<b>% Change</b>	<b>November 2021</b>	<b>October 2021</b>	<b>% Change</b>	<b>YTD 2021</b>	<b>YTD 2020</b>	<b>% Change</b>	<b>YTD 2021</b>	<b>YTD 2019</b>	<b>% Change</b>
Homicide	0	1	-100.0%	1	1	0.0%	5	3	66.7%	5	1	400.0%
Rape	0	0	0.0%	0	1	-100.0%	13	9	44.4%	13	9	44.4%
Robbery	41	23	78.3%	23	27	-14.8%	256	219	16.9%	256	287	-10.8%
Agg Assault	29	36	-19.4%	36	43	-16.3%	380	253	50.2%	380	263	44.5%
Agg Assault on Op	4	5	-20.0%	5	2	150.0%	29	16	81.3%	29	11	163.6%
<b>TOTAL VIOLENT</b>	<b>74</b>	<b>65</b>	<b>13.8%</b>	<b>65</b>	<b>74</b>	<b>-12.2%</b>	<b>683</b>	<b>500</b>	<b>36.6%</b>	<b>683</b>	<b>571</b>	<b>19.6%</b>

<b>PROPERTY CRIMES</b>	<b>December 2021</b>	<b>November 2021</b>	<b>% Change</b>	<b>November 2021</b>	<b>October 2021</b>	<b>% Change</b>	<b>YTD 2021</b>	<b>YTD 2020</b>	<b>% Change</b>	<b>YTD 2021</b>	<b>YTD 2019</b>	<b>% Change</b>
Burglary	0	0	0.0%	0	2	-100.0%	16	9	77.8%	16	8	100.0%
Larceny	31	42	-26.2%	42	33	27.3%	388	383	1.3%	388	743	-47.8%
Bike Theft	6	2	200.0%	2	2	0.0%	43	50	-14.0%	43	72	-40.3%
Motor Vehicle Theft	2	1	100.0%	1	0	N/A	13	19	-31.6%	13	22	-40.9%
<b>TOTAL PROPERTY</b>	<b>39</b>	<b>45</b>	<b>-13.3%</b>	<b>45</b>	<b>37</b>	<b>21.6%</b>	<b>460</b>	<b>461</b>	<b>-0.2%</b>	<b>460</b>	<b>845</b>	<b>-45.6%</b>
<b>TOTAL PART 1</b>	<b>113</b>	<b>110</b>	<b>2.7%</b>	<b>110</b>	<b>111</b>	<b>-0.9%</b>	<b>1,143</b>	<b>961</b>	<b>18.9%</b>	<b>1,143</b>	<b>1,416</b>	<b>-19.3%</b>

# Community Policing & Engagement

---

As part of LA Metro's community policing plan, each agency hosts community events to engage with the community.


## LASD:

- **MLK Day Unity Skate:** January 17, 2022, at the Willowbrook/Rosa Parks Station
- **Coffee with a Deputy:** January 19, 2022, at the Citrus/APU Station
- **Stand Against Hate:** February 23, 2022, at the Willowbrook/Rosa Parks Station

## LAPD:

- **Coffee with a Cop:** January 4, 2022, at Union Station
- **Crenshaw/LAX Line Community Update:** January 26, 2022, at the Crenshaw Station
- **Coffee with a Cop:** February 3, 2022, at the Harbor Gateway Transit Center





# Bystander Intervention Training Program

- **Bystander Intervention Training Program** focuses on providing Metro staff members information regarding crime reporting procedures and the steps to take when witnessing a crime or suspicious activity on Metro rails and buses. There is an emphasis on meaningful ways to intervene while also maintaining personal safety.
- The program was developed with help and input from a variety of departments including:
  - Office of Civil Rights, Racial Equity and Inclusion
  - County Counsel
  - Office of Inspector General
  - Talent Development

# Public Safety Advisory Committee (PSAC)

---

Members provided recommendations and voted on the following items:

- Home at Last (HAL) Short-term Shelter Program
- New infrastructure protection services contract scope of work
- New policing contract scope of work

