



Board Report

File #: 2022-0263, File Type: Informational Report

Agenda Number: 24.

OPERATIONS, SAFETY AND CUSTOMER EXPERIENCE COMMITTEE

MAY 19, 2022

SUBJECT: MONTHLY UPDATE ON TRANSIT SAFETY AND SECURITY PERFORMANCE

ACTION: RECEIVE AND FILE

RECOMMENDATION

RECEIVE AND FILE Transit Safety and Security Report.

ISSUE

As of June 2021, Metro System Security & Law Enforcement (SSLE) has revised and updated the performance data to improve accuracy and details related to KPIs for its multi-agency law enforcement deployment strategies provided by the Los Angeles Police Department (LAPD), Los Angeles County Sheriff's Department (LASD), and Long Beach Police Department (LBPD). To avoid discrepancies related to crime reclassifications and maintain consistency with contract terms and conditions, SSLE will have all data submitted by the 15th of every month. This will provide ample time for staff to review, thereby providing the Board with complete and accurate data.

BACKGROUND

SSLE's mission is to provide high quality, courteous security across all Metro rails, buses, and facilities so that every rider feels safe while using the Metro system. SSLE has implemented several initiatives aimed at educating people of all ages on how to safely ride public transportation, as well as provided riders with the tools to report crime and foster an environment where they are empowered to look out for themselves and each other. Additionally, SSLE has partnered with contracted law enforcement agencies to ensure that there are community outreach events across all law enforcement jurisdictions. This is so that the riding public may familiarize themselves with the individuals that keep the Metro system safe. Finally, SSLE continues to incorporate several data-driven processes to analyze a wide array of safety related issues, such as crime committed on the system, Officer/Deputy presence on the system, ridership demographics, and quality assurance surveys. Using this data, SSLE formulates solutions to problems, anticipates future issues, and develops programs and initiatives to areas of improvement. The following sections provide an overview of notable initiatives, events, and data that SSLE utilizes to achieve the goal of creating an environment for all riders to feel safe and secure while on the Metro system.

DISCUSSION**LAW ENFORCEMENT CONTRACT COMPLIANCE***Technical Review*

The SSLE Administration and Compliance Unit continues to verify that all field Officers/Deputies on duty are tapping their Metro-issued badges at all TAP machines when patrolling Metro buses, trains, and rail stations/corridors. This ensures high visibility for riders utilizing Metro's services, while also establishing a method of accountability for our contracted law enforcement personnel.

The Compliance Unit reviewed TAP reports provided by Metro's TAP Department against law enforcement deployment documents to verify that Officers/Deputies are tapping at turnstiles and/or readers. The data reviewed encompassed late February to early March 2022. Upon reviewing the TAP reports and daily deployment information, it was determined that LAPD and LBPD law enforcement partners are tapping their Metro badges throughout their shifts. However, LASD could not get their data to the Compliance Group within time to get their numbers reflected on this report. LASD's data will be available on next month's Board Report.

Community Policing Updates

As part of Metro's Community Safety Partnerships, each contracted agency hosts its own community policing events. Below is a list of events for April 2022:

| AGENCY | DATE | LOCATION | EVENT | DESCRIPTION |
|--------|-----------|--|--|---|
| LASD | 4/14/2022 | San Gabriel Valley School for the Arts | Children Travel Safe Campaign | Community engagement event aimed at educating high school students on safety while riding Metro buses and rails – 150 attendees |
| LASD | 4/15/2022 | Union Station | On the Move Riders Program Monthly Meeting | Community engagement event dedicated to educating senior citizens riders on how the Metro system operates – 50 attendees |
| LASD | 4/18/2022 | El Monte Station | Coffee with a Deputy | Community engagement pop-up – 25 attendees |

METRO TRANSIT SECURITY (MTS)*Quality Service Audits*

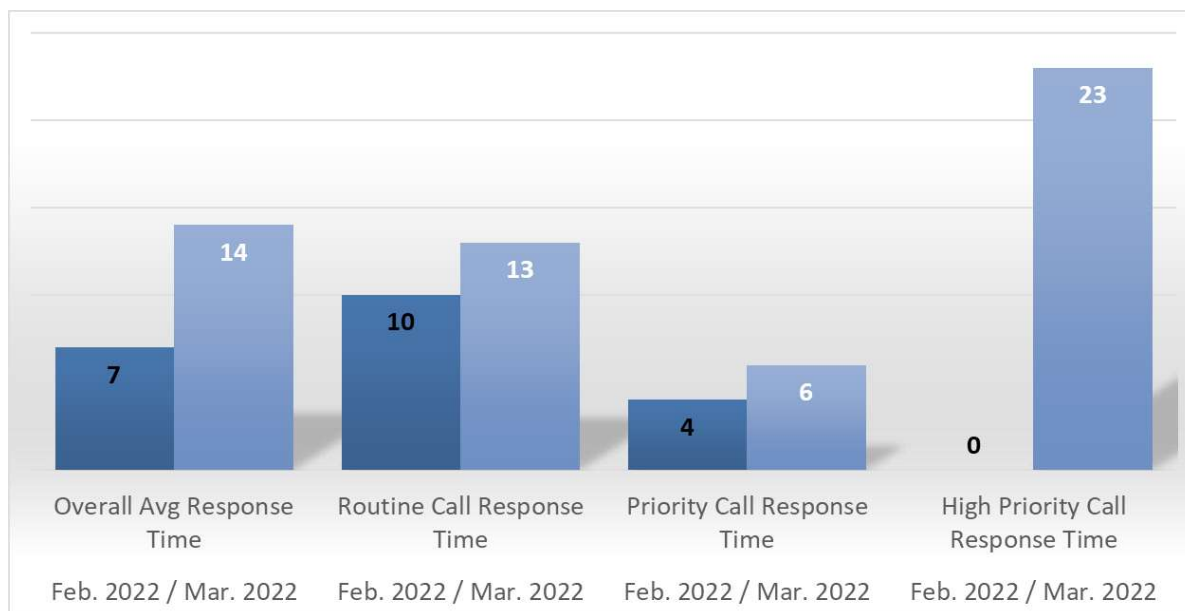
For March, MTS completed sixteen (16) Quality Service Audits. MTS Supervisors randomly contacted eight (8) internal partners, one (1) external partner, and seven (7) patrons to gain feedback on the performance of our officers. Of the sixteen (16) surveyed, all gave ratings of "meets," "exceeded," or "greatly exceeded" expectations for the services rendered by Transit Security Officers

(TSOs).

Calls for Service

For the month of March, Transit Security received 569 calls for service, compared to 470 calls for service in February 2022. The following is a breakdown of the call categories and response times.

- Routine: Transit Security received 417 calls and responded to 337 of them with an average response time of thirteen (13) minutes. The remaining calls were assigned to law enforcement, contract security, or other entities such as maintenance, Rail Operations Control, Bus Operations Control, local fire department, or elevator tech. (Routine: Assignments that are distributed to Metro Security Officers that require their presence to resolve, correct or assist a situation.)
 - Priority: Transit Security received 151 calls and responded to 113 of them with an average response time of six (6) minutes. The remaining calls were assigned to law enforcement, contract security, or other entities such as maintenance, Rail Operations Control, Bus Operations Control, local fire department, or elevator tech. (Priority: Calls endangering property are dispatched as soon as possible if units are available, except for bomb threats calls, which are dispatched immediately to law enforcement. Vandalism and burglary calls may be delayed until officers are available.)
 - High Priority: Transit Security received one (1) call which was assigned and handled by law enforcement. Metro Transit Security responded from downtown Los Angeles to the City of El Segundo to assist Law Enforcement. The extended response time was due to the availability of the unit and distance to the location. (High priority: Calls that are in-progress events where persons or high-value property is in immediate danger. This call requires as many personnel as possible to respond safely but quickly.)
-



BUS OPERATIONS SECURITY

In March, there were a total of seventeen (17) assaults on bus/rail operators, with nine (9) assaults occurring in LAPD’s jurisdiction and eight (8) assaults occurring in LASD’s jurisdiction. Furthermore, there were 15,084 bus boardings by LAPD officers and 6,362 bus boardings by LASD deputies.

Transit Services Bureau (TSB) continues to utilize officers as Bus Riding Teams (BRT) to board buses on identified lines having chronic violations of transit related statutes. The primary goal is to provide a visible deterrent to transit related crime and to provide a safe environment for Metro bus operators and patrons. The deployment strategy for the BRT’s is to assign geographic responsibility based on the LAPD’s four bureaus: Valley, Central, West, and South. The teams will remain flexible, capable of being reassigned to newly identified crime trends or events affecting Metro bus service. Current deployment is (4) supervisors and (10) officers daily.

RESPECT THE RIDE CAMPAIGN

Customer experience and safety are major principles for Metro. As Metro prepares to welcome back more riders to our system following the work from home mandates due to the pandemic, we initiated a new public safety pilot program called “Respect Your Ride”. In collaboration with Operations, Customer Experience, and Homeless Outreach and Engagement, the pilot program began on Monday, April 4th at the 7th Street and Metro Center Station. Metro has employed a layered and comprehensive approach to safety which includes Transportation Supervisors, Custodians, Blue Shirts, Street Teams, Path Homeless Outreach Teams, TAP Fare Personnel, Security and Law Enforcement. We plan to incorporate messaging in our stations and vehicle announcements, electronic signage and hand-out materials. The following are examples of the effective changes being made by the campaign:

- Custodians feel safer while conducting their duties. A comprehensive daily cleaning at 7th and

Metro has transitioned to general maintenance.

- Security and law enforcement personnel are visible and working together in a collaborative manner.
- PATH Teams have increased their outreach efforts, specifically, to be there before the station opens. During the first month of the program, they have distributed hundreds of Metro “Care Kits” for individuals in need and have reported:
 - 486 engagements
 - 75 enrollments
 - 33 housed
- Street Teams engaged 41,000 customers and distributed 41,000 masks
- From April 1st through April 20th, the Blue Shirt Teams have distributed:
 - 1068 LIFE Brochures
 - 484 LIFE Applications
 - 407 TAP Cards
 - 104 Transit Maps

Due to the pilot program’s success, it has expanded to Pershing Square and Union Station, and the bus system. Ten identified bus lines were shared with LASD and LAPD, along with the number of assaults and the time in which they took place so law enforcement can deploy resources at the time and place where bus operators are most vulnerable. We will monitor the effectiveness of this security operation and report back in future months.

SEXUAL HARASSMENT

Calls related to sexual harassment are routed through Metro Transit Security Operations Center, which then transfers the caller to a free 24/7 hotline - Peace Over Violence, Center for the Pacific Asian Family Inc., and Sister Family Services - that can provide more directed counseling. Between March 1st through March 31st, Metro Transit Security, LAPD, LASD, and LBPD received twenty-two (22) incidents and referred a total of nineteen (19) victims of sexual harassment to the above free hotlines. The remaining three incidents were witnessed and reported by security officers patrolling the system, there were no victims to refer to the hotlines.

PUBLIC SAFETY ADVISORY COMMITTEE

On April 18th, in the Community Engagement ad-hoc subcommittee, members received a presentation from our Communications staff regarding Metro’s current community engagement strategies. The presentation was an introductory discussion as PSAC develops their

recommendations for Metro community engagement methods.

EQUITY PLATFORM

The random Quality Service Audits (QSA) provide a key assessment tool to help measure and enhance customer’s perception of safety, security, customer service, and public sentiment toward Metro Transit Security. This comes in the form of a survey that asks to rate the service provided by Transit Security Officers. Participants range from external and internal personnel and patrons who ride the system. For the month of March, we had the following representation of QSAs for riders/patrons. On April 18th, we started including Spanish language survey forms to address the underrepresentation of Spanish-speaking survey takers. We will provide an update on survey representation when next month’s data is available.

| March QSA Demographics | Avg. Rating (out of 20) | YTD QSA Demographics | YTD Avg. Rating | 2017 System Demographics (On-board Survey) |
|------------------------|-------------------------|-------------------------|-----------------|--|
| 12.5% African American | 15.5 | 16.13% African American | 15.5 | 16% African American |
| 6.25% Hispanic | 17 | 32.25% Hispanic | 18.8 | 56% Hispanic |
| 6.25% Caucasian | 17 | 32.25% Caucasian | 17.75 | 13% Caucasian |
| 0% Asian American | NA | 6.5% Asian American | 17 | 9% Asian American |
| 0% Native American | NA | 0% Native American | NA | 1% Native American |
| 0% Other | NA | 3% Other | | 5% Other |
| 75% No info | 17 | 10% No Info | 10.66 | |

NEXT STEPS

Staff will continue to monitor our law enforcement partners, private security, and Transit Security performance, monitor crime stats, and adjust deployment as necessary.

ATTACHMENTS

- Attachment A - Systemwide Law Enforcement Overview March 2022
- Attachment B - MTA Supporting Data March 2022
- Attachment C - Transit Police Summary March 2022
- Attachment D - Monthly, Bi-Annual, Annual Comparison March 2022
- Attachment E - Violent, Prop, and Part 1 Crimes March 2022
- Attachment F - Demographics Data March 2022
- Attachment G - Bus Operator Assaults March 2022

Attachment H - Sexual Harassment Crimes March 2022

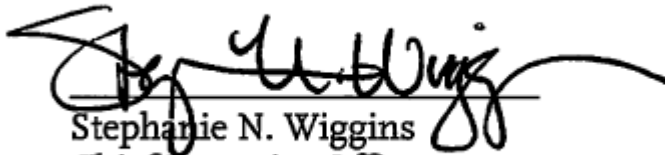
Attachment I - April 6, 2022, General PSAC Meeting Minutes

Attachment J - April 20, 2022, General PSAC Meeting Minutes

Prepared by: Aston Greene, Executive Officer, System Security and Law Enforcement, (213)922-2599

Imelda Hernandez, Manager, System Security and Law Enforcement, (213) 922-4848

Reviewed by: Gina Osborn, Chief Safety Officer, (213) 922-3055



Stephanie N. Wiggins
Chief Executive Officer

SYSTEM-WIDE LAW ENFORCEMENT OVERVIEW

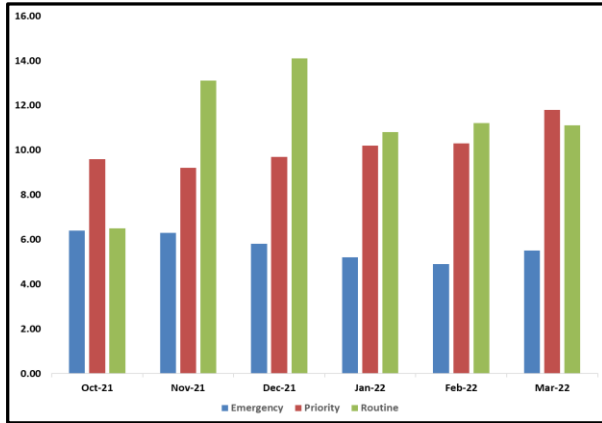
MARCH 2022

Attachment A

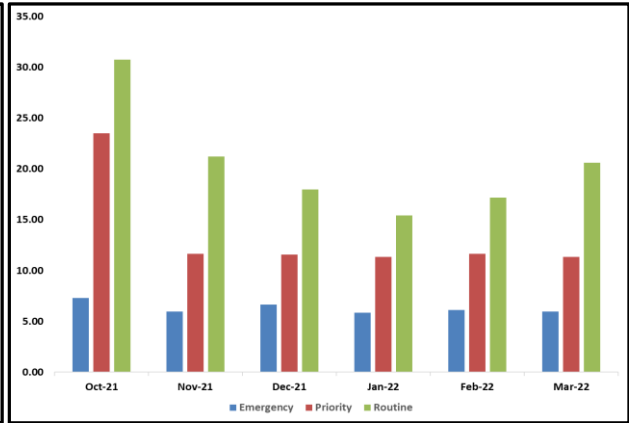
Average Incident Response Times

These graphs show how long it takes (in minutes) for LAPD, LASD, and LBPD to respond to Emergency, Priority, and Routine calls

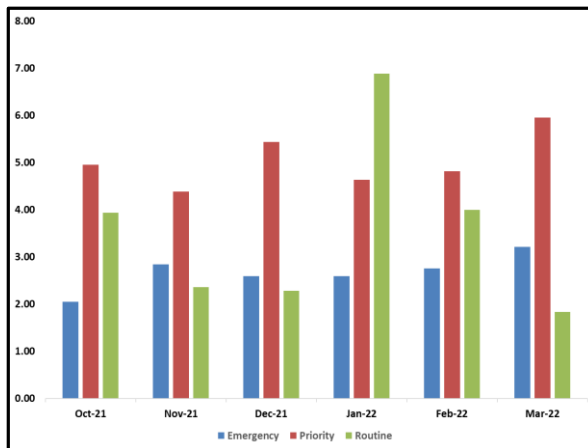
LAPD



LASD



LBPD

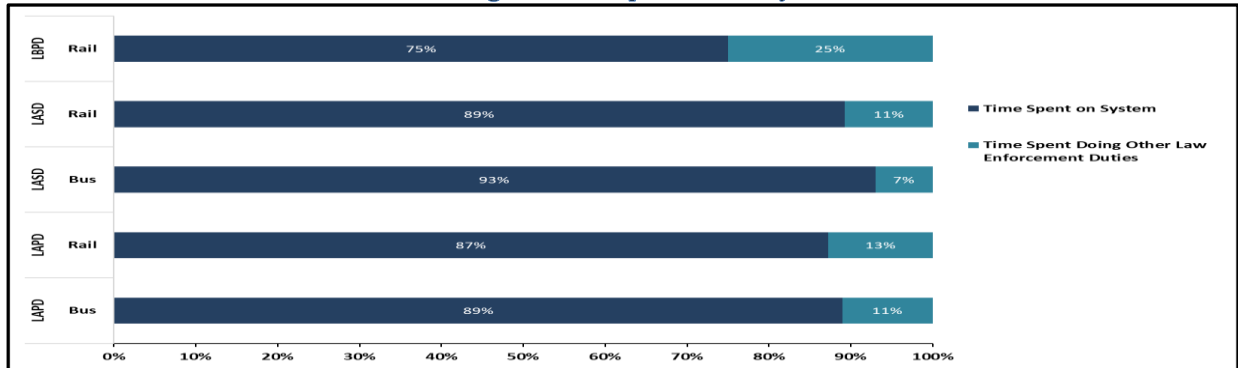


SYSTEM-WIDE LAW ENFORCEMENT OVERVIEW

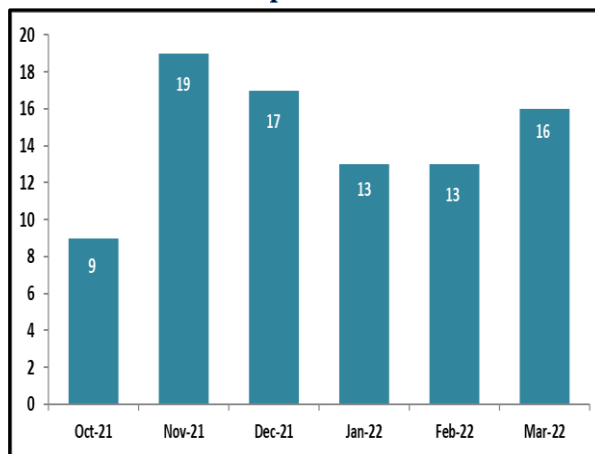
MARCH 2022

Attachment A

Percentage of Time Spent on the System



Bus Operator Assaults

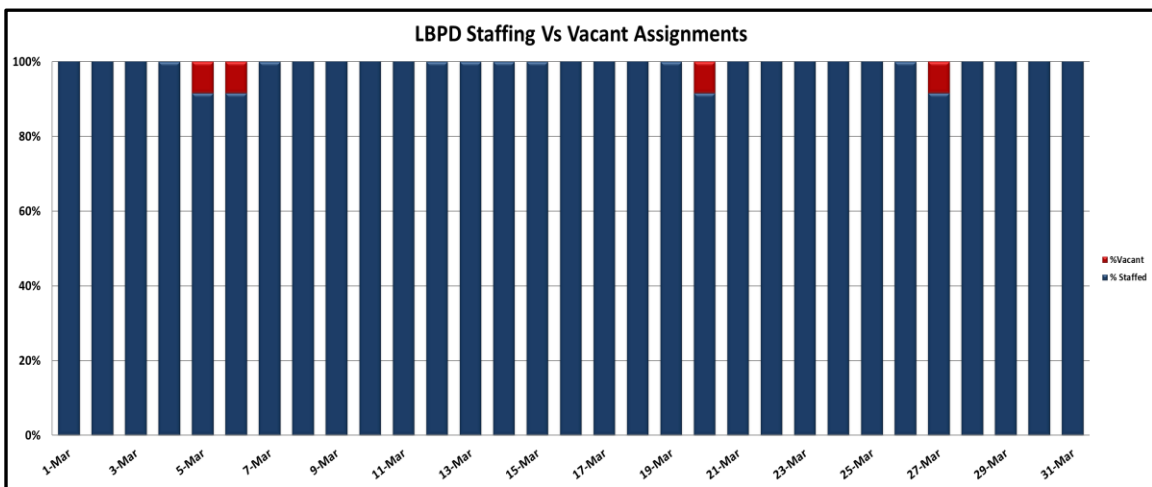
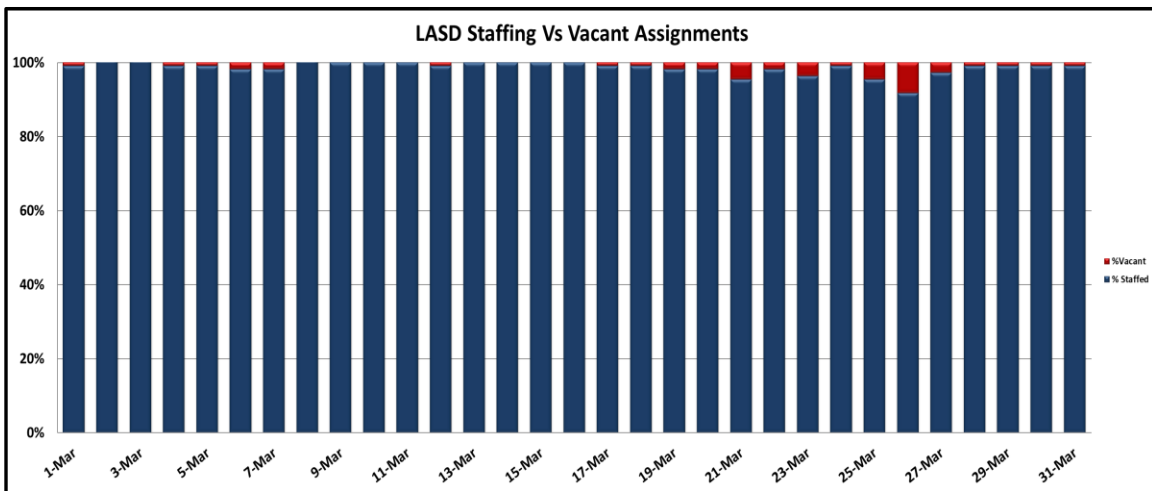
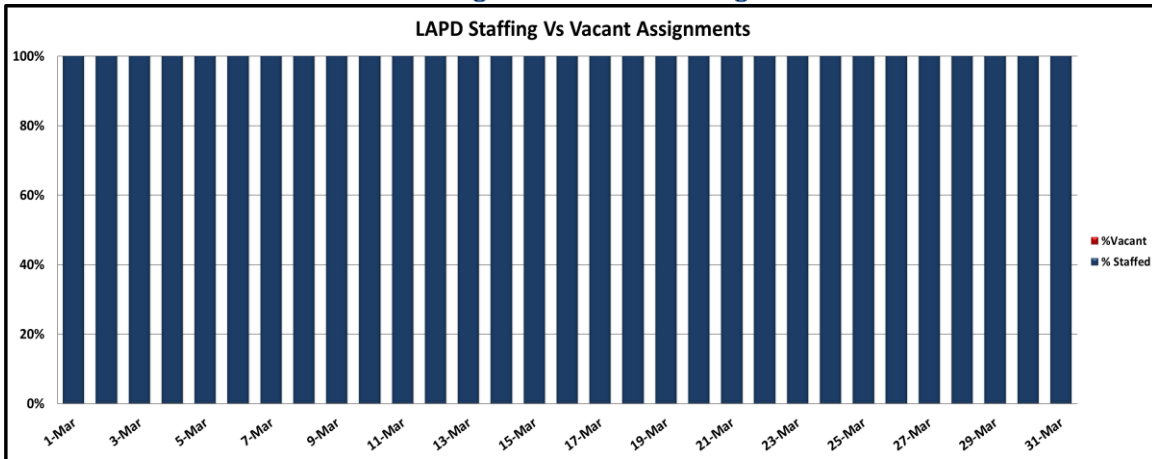


SYSTEM-WIDE LAW ENFORCEMENT OVERVIEW

MARCH 2022

Attachment A

Ratio of Staffing Levels vs Vacant Assignments



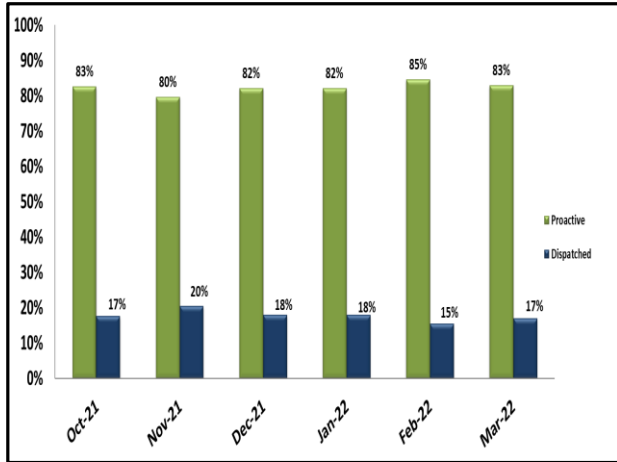
SYSTEM-WIDE LAW ENFORCEMENT OVERVIEW

MARCH 2022

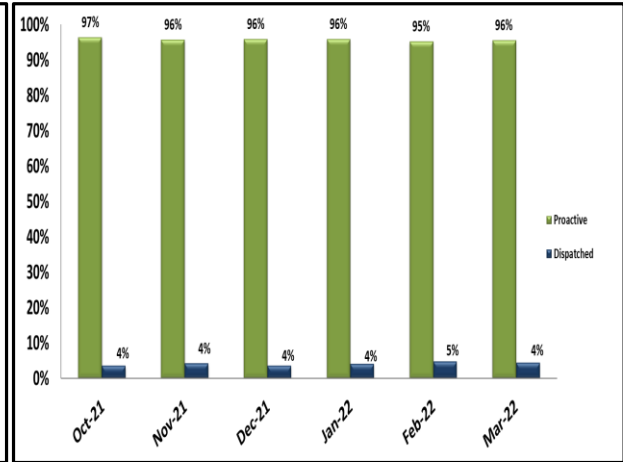
Attachment A

Ratio of Proactive vs Dispatched Activity

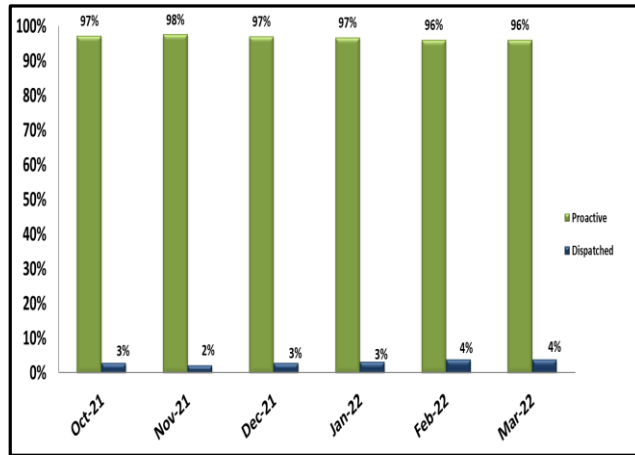
LAPD



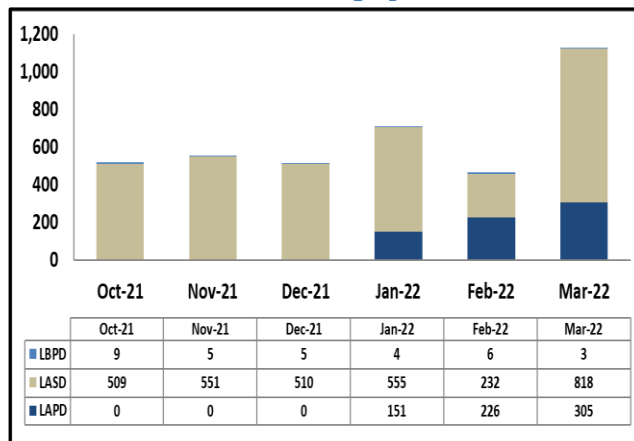
LASD



LBPD



Grade Crossing Operations



Grade Crossing Operation Locations March:

1. Blue Line Stations (186)
2. Expo Line Stations (117)
3. Gold Line Stations (161)

MONTHLY UPDATE ON TRANSIT POLICING PERFORMANCE - MARCH 2022

| REPORTED CRIME | | | | |
|--------------------------------|----------|-----------|----------|------------|
| CRIMES AGAINST PERSONS | LAPD | LASD | LBPD | FYTD |
| Homicide | 0 | 0 | 0 | 1 |
| Rape | 0 | 0 | 0 | 1 |
| Robbery | 0 | 3 | 1 | 39 |
| Aggravated Assault | 3 | 4 | 2 | 51 |
| Aggravated Assault on Operator | 0 | 0 | 0 | 0 |
| Battery | 2 | 1 | 1 | 72 |
| Battery Rail Operator | 0 | 0 | 0 | 1 |
| Sex Offenses | 0 | 0 | 1 | 9 |
| SUB-TOTAL | 5 | 8 | 5 | 174 |
| CRIMES AGAINST PROPERTY | LAPD | LASD | LBPD | FYTD |
| Burglary | 0 | 0 | 1 | 6 |
| Larceny | 1 | 3 | 0 | 34 |
| Bike Theft | 0 | 1 | 0 | 2 |
| Motor Vehicle Theft | 0 | 0 | 0 | 2 |
| Arson | 0 | 0 | 0 | 2 |
| Vandalism | 0 | 0 | 0 | 23 |
| SUB-TOTAL | 1 | 4 | 1 | 69 |
| CRIMES AGAINST SOCIETY | LAPD | LASD | LBPD | FYTD |
| Weapons | 0 | 0 | 0 | 8 |
| Narcotics | 0 | 4 | 0 | 16 |
| Trespassing | 0 | 0 | 0 | 5 |
| SUB-TOTAL | 0 | 4 | 0 | 29 |
| TOTAL | 6 | 16 | 6 | 272 |

| CRIMES PER STATION | | | | |
|------------------------|------------------------|-------------------------|------------------------|------------|
| STATION | CRIMES AGAINST PERSONS | CRIMES AGAINST PROPERTY | CRIMES AGAINST SOCIETY | FYTD |
| 7th St/Metro Ctr | 0 | 0 | 0 | 6 |
| Pico | 1 | 0 | 0 | 9 |
| Grand/LATTC | 4 | 0 | 0 | 10 |
| San Pedro St | 0 | 0 | 0 | 7 |
| Washington | 0 | 1 | 0 | 20 |
| Vernon | 0 | 0 | 0 | 11 |
| Slauson | 1 | 0 | 0 | 12 |
| Florence | 0 | 0 | 0 | 11 |
| Firestone | 2 | 2 | 0 | 26 |
| 103rd St/Watts Towers | 0 | 0 | 0 | 8 |
| Willowbrook/Rosa Parks | 2 | 0 | 0 | 52 |
| Compton | 1 | 0 | 2 | 18 |
| Artesia | 2 | 1 | 0 | 23 |
| Del Amo | 0 | 1 | 2 | 13 |
| Wardlow | 0 | 1 | 0 | 8 |
| Willow St | 0 | 0 | 0 | 5 |
| PCH | 2 | 0 | 0 | 5 |
| Anaheim St | 1 | 0 | 0 | 3 |
| 5th St | 0 | 0 | 0 | 1 |
| 1st St | 0 | 0 | 0 | 1 |
| Downtown Long Beach | 2 | 0 | 0 | 14 |
| Pacific Av | 0 | 0 | 0 | 8 |
| Blue Line Rail Yard | 0 | 0 | 0 | 1 |
| Total | 18 | 6 | 4 | 272 |

| ARRESTS | | | | |
|--------------|----------|-----------|----------|------------|
| AGENCY | LAPD | LASD | LBPD | FYTD |
| Felony | 1 | 5 | 1 | 78 |
| Misdemeanor | 0 | 17 | 0 | 254 |
| TOTAL | 1 | 22 | 1 | 332 |

| CITATIONS | | | | |
|------------------------|----------|-----------|-----------|------------|
| AGENCY | LAPD | LASD | LBPD | FYTD |
| Other Citations | 0 | 18 | 1 | 153 |
| Vehicle Code Citations | 0 | 3 | 24 | 583 |
| TOTAL | 0 | 21 | 25 | 736 |

| CALLS FOR SERVICE | | | | |
|-------------------|-----------|------------|-----------|--------------|
| AGENCY | LAPD | LASD | LBPD | FYTD |
| Routine | 7 | 69 | 6 | 744 |
| Priority | 16 | 90 | 50 | 1,281 |
| Emergency | 3 | 13 | 21 | 244 |
| TOTAL | 26 | 172 | 77 | 2,269 |

| DISPATCHED VS. PROACTIVE | | | |
|--------------------------|-------------|-------------|-------------|
| AGENCY | LAPD | LASD | LBPD |
| Dispatched | 17% | 2% | 4% |
| Proactive | 83% | 98% | 96% |
| TOTAL | 100% | 100% | 100% |

| PERCENTAGE OF TIME ON THE RAIL SYSTEM | |
|---------------------------------------|-----|
| Blue Line-LAPD | 90% |
| Blue Line-LASD | 81% |
| Blue Line-LBPD | 75% |

| GRADE CROSSING OPERATIONS | | | | |
|---------------------------|------------|------------|----------|--------------|
| LOCATION | LAPD | LASD | LBPD | FYTD |
| Washington St | 105 | 0 | 0 | 198 |
| Flower St | 21 | 0 | 0 | 57 |
| 103rd St | 2 | 0 | 0 | 5 |
| Wardlow Rd | 0 | 0 | 3 | 57 |
| Pacific Ave. | 0 | 0 | 0 | 0 |
| Willowbrook | 0 | 57 | 0 | 505 |
| Slauson | 0 | 15 | 0 | 82 |
| Firestone | 0 | 9 | 0 | 93 |
| Florence | 0 | 13 | 0 | 181 |
| Compton | 0 | 53 | 0 | 472 |
| Artesia | 0 | 50 | 0 | 505 |
| Del Amo | 0 | 35 | 0 | 242 |
| Long Beach Blvd | 0 | 0 | 0 | 0 |
| TOTAL | 128 | 232 | 3 | 2,397 |

| LEGEND |
|---|
| Los Angeles Police Department |
| Los Angeles County Sheriff's Department |
| Long Beach Police Department |

MONTHLY UPDATE ON TRANSIT POLICING PERFORMANCE - MARCH 2022

| REPORTED CRIME | | | |
|--------------------------------|----------|-----------|------------|
| CRIMES AGAINST PERSONS | LAPD | LASD | FYTD |
| Homicide | 0 | 0 | 1 |
| Rape | 0 | 1 | 1 |
| Robbery | 0 | 6 | 28 |
| Aggravated Assault | 0 | 0 | 15 |
| Aggravated Assault on Operator | 0 | 0 | 1 |
| Battery | 1 | 4 | 20 |
| Battery Rail Operator | 0 | 1 | 1 |
| Sex Offenses | 0 | 1 | 7 |
| SUB-TOTAL | 1 | 13 | 74 |
| CRIMES AGAINST PROPERTY | LAPD | LASD | FYTD |
| Burglary | 0 | 0 | 1 |
| Larceny | 1 | 3 | 14 |
| Bike Theft | 0 | 0 | 0 |
| Motor Vehicle Theft | 0 | 0 | 1 |
| Arson | 0 | 0 | 0 |
| Vandalism | 1 | 1 | 31 |
| SUB-TOTAL | 2 | 4 | 47 |
| CRIMES AGAINST SOCIETY | LAPD | LASD | FYTD |
| Weapons | 0 | 0 | 5 |
| Narcotics | 0 | 0 | 4 |
| Trespassing | 0 | 0 | 2 |
| SUB-TOTAL | 0 | 0 | 11 |
| TOTAL | 3 | 17 | 132 |

| ARRESTS | | | |
|--------------|----------|----------|-----------|
| AGENCY | LAPD | LASD | FYTD |
| Felony | 0 | 4 | 39 |
| Misdemeanor | 1 | 5 | 38 |
| TOTAL | 1 | 9 | 77 |

| CITATIONS | | | |
|------------------------|----------|-----------|------------|
| AGENCY | LAPD | LASD | FYTD |
| Other Citations | 4 | 10 | 82 |
| Vehicle Code Citations | 0 | 0 | 47 |
| TOTAL | 4 | 10 | 129 |

| CALLS FOR SERVICE | | | |
|-------------------|-----------|------------|--------------|
| AGENCY | LAPD | LASD | FYTD |
| Routine | 2 | 117 | 1112 |
| Priority | 20 | 81 | 607 |
| Emergency | 1 | 20 | 77 |
| TOTAL | 23 | 218 | 1,796 |

| DISPATCHED VS. PROACTIVE | | |
|--------------------------|-------------|-------------|
| AGENCY | LAPD | LASD |
| Dispatched | 18% | 5% |
| Proactive | 82% | 95% |
| TOTAL | 100% | 100% |

| CRIMES PER STATION | | | | |
|------------------------|------------------------|-------------------------|------------------------|------------|
| STATION | CRIMES AGAINST PERSONS | CRIMES AGAINST PROPERTY | CRIMES AGAINST SOCIETY | FYTD |
| Redondo Beach | 3 | 0 | 0 | 11 |
| Douglas | 1 | 0 | 0 | 2 |
| El Segundo | 0 | 0 | 0 | 3 |
| Mariposa | 0 | 0 | 0 | 2 |
| Aviation/LAX | 0 | 0 | 0 | 6 |
| Hawthorne/Lennox | 3 | 2 | 0 | 11 |
| Crenshaw | 3 | 0 | 0 | 18 |
| Vermont/Athens | 0 | 0 | 0 | 5 |
| Harbor Fwy | 1 | 0 | 0 | 6 |
| Avalon | 0 | 2 | 0 | 10 |
| Willowbrook/Rosa Parks | 0 | 0 | 0 | 22 |
| Long Beach Bl | 1 | 1 | 0 | 15 |
| Lakewood Bl | 1 | 1 | 0 | 7 |
| Norwalk | 1 | 0 | 0 | 14 |
| Total | 14 | 6 | 0 | 132 |

| PERCENTAGE OF TIME SPENT ON THE RAIL SYSTEM | |
|---|-----|
| Green Line-LAPD | 80% |
| Green Line-LASD | 92% |

| LEGEND |
|---|
| Los Angeles Police Department |
| Los Angeles County Sheriff's Department |

MONTHLY UPDATE ON TRANSIT POLICING PERFORMANCE - MARCH 2022

| REPORTED CRIME | | | |
|--------------------------------|-----------|----------|------------|
| CRIMES AGAINST PERSONS | LAPD | LASD | FYTD |
| Homicide | 0 | 0 | 0 |
| Rape | 0 | 0 | 1 |
| Robbery | 6 | 1 | 48 |
| Aggravated Assault | 5 | 6 | 31 |
| Aggravated Assault on Operator | 0 | 0 | 0 |
| Battery | 5 | 0 | 47 |
| Battery Rail Operator | 0 | 0 | 2 |
| Sex Offenses | 0 | 0 | 3 |
| SUB-TOTAL | 16 | 7 | 132 |
| CRIMES AGAINST PROPERTY | LAPD | LASD | FYTD |
| Burglary | 0 | 0 | 0 |
| Larceny | 15 | 0 | 58 |
| Bike Theft | 0 | 0 | 2 |
| Motor Vehicle Theft | 0 | 0 | 0 |
| Arson | 0 | 0 | 1 |
| Vandalism | 1 | 1 | 13 |
| SUB-TOTAL | 16 | 1 | 74 |
| CRIMES AGAINST SOCIETY | LAPD | LASD | FYTD |
| Weapons | 0 | 0 | 4 |
| Narcotics | 0 | 0 | 0 |
| Trespassing | 0 | 0 | 2 |
| SUB-TOTAL | 0 | 0 | 6 |
| TOTAL | 32 | 8 | 212 |

| ARRESTS | | | |
|--------------|-----------|----------|-----------|
| AGENCY | LAPD | LASD | FYTD |
| Felony | 8 | 1 | 26 |
| Misdemeanor | 2 | 0 | 14 |
| TOTAL | 10 | 1 | 40 |

| CITATIONS | | | |
|------------------------|----------|----------|-----------|
| AGENCY | LAPD | LASD | FYTD |
| Other Citations | 1 | 0 | 22 |
| Vehicle Code Citations | 0 | 0 | 2 |
| TOTAL | 1 | 0 | 24 |

| CALLS FOR SERVICE | | | |
|-------------------|-----------|-----------|--------------|
| AGENCY | LAPD | LASD | FYTD |
| Routine | 12 | 55 | 613 |
| Priority | 76 | 31 | 664 |
| Emergency | 7 | 3 | 65 |
| TOTAL | 95 | 89 | 1,342 |

| DISPATCHED VS. PROACTIVE | | |
|--------------------------|-------------|-------------|
| AGENCY | LAPD | LASD |
| Dispatched | 15% | 10% |
| Proactive | 85% | 90% |
| TOTAL | 100% | 100% |

| PERCENTAGE OF TIME SPENT ON THE RAIL SYSTEM | |
|---|-----|
| Expo Line-LAPD | 89% |
| Expo Line-LASD | 95% |

| GRADE CROSSING OPERATIONS | | | |
|---------------------------|------------|-----------|------------|
| LOCATION | LAPD | LASD | FYTD |
| Exposition Blvd | 114 | 0 | 261 |
| Santa Monica | 0 | 76 | 473 |
| Culver City | N/A | 13 | 74 |
| TOTAL | 114 | 89 | 808 |

| LEGEND | |
|---|--|
| Los Angeles Police Department | |
| Los Angeles County Sheriff's Department | |

| CRIMES PER STATION | | | | |
|-----------------------|------------------------|-------------------------|------------------------|------------|
| STATION | CRIMES AGAINST PERSONS | CRIMES AGAINST PROPERTY | CRIMES AGAINST SOCIETY | FYTD |
| 7th St/Metro Ctr | 0 | 0 | 0 | 4 |
| Pico | 0 | 0 | 0 | 1 |
| LATTC/Ortho Institute | 1 | 1 | 0 | 7 |
| Jefferson/USC | 0 | 0 | 0 | 7 |
| Expo Park/USC | 0 | 2 | 0 | 9 |
| Expo/Vermont | 1 | 2 | 0 | 16 |
| Expo/Western | 4 | 3 | 0 | 32 |
| Expo/Crenshaw | 2 | 4 | 0 | 24 |
| Farmdale | 0 | 0 | 0 | 9 |
| Expo/La Brea | 4 | 2 | 0 | 20 |
| La Cienega/Jefferson | 0 | 1 | 0 | 10 |
| Culver City | 0 | 0 | 0 | 12 |
| Palms | 0 | 0 | 0 | 2 |
| Westwood/Rancho Park | 0 | 0 | 0 | 2 |
| Expo/Sepulveda | 2 | 1 | 0 | 11 |
| Expo/Bundy | 2 | 0 | 0 | 5 |
| 26th St/Bergamot | 2 | 0 | 0 | 4 |
| 17th St/SMC | 5 | 0 | 0 | 9 |
| Downtown Santa Monica | 0 | 1 | 0 | 28 |
| Expo Line Rail Yard | 0 | 0 | 0 | 0 |
| Total | 23 | 17 | 0 | 212 |

MONTHLY UPDATE ON TRANSIT POLICING PERFORMANCE - MARCH 2022

| REPORTED CRIME | | |
|--------------------------------|-----------|------------|
| CRIMES AGAINST PERSONS | LAPD | FYTD |
| Homicide | 0 | 1 |
| Rape | 0 | 3 |
| Robbery | 8 | 45 |
| Aggravated Assault | 12 | 94 |
| Aggravated Assault on Operator | 0 | 0 |
| Battery | 30 | 160 |
| Battery Rail Operator | 1 | 2 |
| Sex Offenses | 3 | 27 |
| SUB-TOTAL | 54 | 332 |
| CRIMES AGAINST PROPERTY | LAPD | FYTD |
| Burglary | 0 | 0 |
| Larceny | 12 | 88 |
| Bike Theft | 2 | 5 |
| Motor Vehicle Theft | 0 | 0 |
| Arson | 0 | 0 |
| Vandalism | 13 | 53 |
| SUB-TOTAL | 27 | 146 |
| CRIMES AGAINST SOCIETY | LAPD | FYTD |
| Weapons | 0 | 0 |
| Narcotics | 0 | 0 |
| Trespassing | 6 | 28 |
| SUB-TOTAL | 6 | 28 |
| TOTAL | 87 | 506 |

| ARRESTS | | |
|--------------|-----------|------------|
| AGENCY | LAPD | FYTD |
| Felony | 26 | 67 |
| Misdemeanor | 10 | 56 |
| TOTAL | 36 | 123 |

| CITATIONS | | |
|------------------------|-----------|-----------|
| AGENCY | LAPD | FYTD |
| Other Citations | 20 | 41 |
| Vehicle Code Citations | 0 | 14 |
| TOTAL | 20 | 55 |

| CALLS FOR SERVICE | | |
|-------------------|------------|--------------|
| AGENCY | LAPD | FYTD |
| Routine | 28 | 211 |
| Priority | 170 | 1,474 |
| Emergency | 25 | 135 |
| TOTAL | 223 | 1,820 |

| DISPATCHED VS. PROACTIVE | |
|--------------------------|-------------|
| AGENCY | LAPD |
| Dispatched | 21% |
| Proactive | 79% |
| TOTAL | 100% |

| CRIMES PER STATION | | | | |
|----------------------------|------------------------|-------------------------|------------------------|------------|
| STATION | CRIMES AGAINST PERSONS | CRIMES AGAINST PROPERTY | CRIMES AGAINST SOCIETY | FYTD |
| Union Station | 1 | 2 | 0 | 50 |
| Civic Center/Grand Park | 1 | 1 | 0 | 16 |
| Pershing Square | 3 | 2 | 0 | 32 |
| 7th St/Metro Ctr | 7 | 1 | 0 | 47 |
| Westlake/MacArthur Park | 7 | 5 | 0 | 66 |
| Wilshire/Vermont | 6 | 2 | 1 | 38 |
| Wilshire/Normandie | 0 | 0 | 0 | 4 |
| Vermont/Beverly | 3 | 3 | 2 | 31 |
| Wilshire/Western | 0 | 3 | 0 | 14 |
| Vermont/Santa Monica | 8 | 0 | 0 | 27 |
| Vermont/Sunset | 4 | 0 | 0 | 17 |
| Hollywood/Western | 1 | 1 | 0 | 21 |
| Hollywood/Vine | 3 | 1 | 0 | 26 |
| Hollywood/Highland | 3 | 1 | 0 | 34 |
| Universal City/Studio City | 3 | 2 | 0 | 27 |
| North Hollywood | 4 | 3 | 2 | 55 |
| Red Line Rail Yard | 0 | 0 | 0 | 0 |
| Total | 54 | 27 | 5 | 505 |

| PERCENTAGE OF TIME SPENT ON THE RAIL SYSTEM | |
|---|-----|
| Red Line- LAPD | 89% |

| LEGEND | |
|-------------------------------|--|
| Los Angeles Police Department | |

MONTHLY UPDATE ON TRANSIT POLICING PERFORMANCE - MARCH 2022

| REPORTED CRIME | | | |
|--------------------------------|----------|-----------|------------|
| CRIMES AGAINST PERSONS | LAPD | LASD | FYTD |
| Homicide | 0 | 0 | 0 |
| Rape | 0 | 0 | 1 |
| Robbery | 0 | 1 | 10 |
| Aggravated Assault | 2 | 0 | 13 |
| Aggravated Assault on Operator | 0 | 0 | 0 |
| Battery | 0 | 1 | 21 |
| Battery Rail Operator | 0 | 0 | 1 |
| Sex Offenses | 0 | 0 | 8 |
| SUB-TOTAL | 2 | 2 | 54 |
| CRIMES AGAINST PROPERTY | LAPD | LASD | FYTD |
| Burglary | 0 | 0 | 1 |
| Larceny | 0 | 0 | 23 |
| Bike Theft | 0 | 1 | 7 |
| Motor Vehicle Theft | 0 | 0 | 3 |
| Arson | 0 | 1 | 1 |
| Vandalism | 1 | 3 | 38 |
| SUB-TOTAL | 1 | 5 | 73 |
| CRIMES AGAINST SOCIETY | LAPD | LASD | FYTD |
| Weapons | 0 | 0 | 1 |
| Narcotics | 0 | 2 | 8 |
| Trespassing | 0 | 2 | 8 |
| SUB-TOTAL | 0 | 4 | 17 |
| TOTAL | 3 | 11 | 144 |

| ARRESTS | | | |
|--------------|----------|-----------|------------|
| AGENCY | LAPD | LASD | FYTD |
| Felony | 4 | 5 | 39 |
| Misdemeanor | 3 | 21 | 102 |
| TOTAL | 7 | 26 | 141 |

| CITATIONS | | | |
|------------------------|----------|-----------|------------|
| AGENCY | LAPD | LASD | FYTD |
| Other Citations | 0 | 21 | 150 |
| Vehicle Code Citations | 0 | 1 | 30 |
| TOTAL | 0 | 22 | 180 |

| CALLS FOR SERVICE | | | |
|-------------------|-----------|------------|--------------|
| AGENCY | LAPD | LASD | FYTD |
| Routine | 4 | 171 | 1,493 |
| Priority | 26 | 113 | 1,008 |
| Emergency | 2 | 14 | 102 |
| TOTAL | 32 | 298 | 2,603 |

| DISPATCHED VS. PROACTIVE | | |
|--------------------------|-------------|-------------|
| AGENCY | LAPD | LASD |
| Dispatched | 18% | 7% |
| Proactive | 82% | 93% |
| TOTAL | 100% | 100% |

| CRIMES PER STATION | | | | |
|----------------------------|------------------------|-------------------------|------------------------|------------|
| STATION | CRIMES AGAINST PERSONS | CRIMES AGAINST PROPERTY | CRIMES AGAINST SOCIETY | FYTD |
| APU/Citrus College | 0 | 1 | 1 | 10 |
| Azusa Downtown | 0 | 0 | 1 | 7 |
| Irwindale | 0 | 0 | 0 | 7 |
| Duarte/City of Hope | 0 | 1 | 0 | 7 |
| Monrovia | 0 | 0 | 0 | 9 |
| Arcadia | 0 | 0 | 1 | 10 |
| Sierra Madre Villa | 0 | 1 | 1 | 19 |
| Allen | 0 | 1 | 0 | 3 |
| Lake | 0 | 0 | 0 | 6 |
| Memorial Park | 2 | 0 | 0 | 7 |
| Del Mar | 0 | 0 | 0 | 3 |
| Fillmore | 0 | 0 | 0 | 4 |
| South Pasadena | 0 | 1 | 0 | 4 |
| Highland Park | 0 | 0 | 0 | 3 |
| Southwest Museum | 0 | 0 | 0 | 9 |
| Heritage Square | 1 | 0 | 0 | 3 |
| Lincoln/Cypress | 0 | 0 | 0 | 3 |
| Chinatown | 0 | 0 | 0 | 5 |
| Union Station | 1 | 0 | 0 | 6 |
| Little Tokyo/Arts Dist | 0 | 0 | 0 | 0 |
| Pico/Aliso | 0 | 0 | 0 | 3 |
| Mariachi Plaza | 0 | 0 | 0 | 4 |
| Soto | 0 | 1 | 0 | 5 |
| Indiana (both LAPD & LASD) | 0 | 0 | 0 | 2 |
| Maravilla | 0 | 0 | 0 | 2 |
| East LA Civic Ctr | 0 | 0 | 0 | 0 |
| Atlantic | 0 | 0 | 0 | 3 |
| Total | 4 | 6 | 4 | 144 |

| PERCENTAGE OF TIME SPENT ON THE RAIL SYSTEM | |
|---|-----|
| Gold Line-LAPD | 88% |
| Gold Line-LASD | 89% |

| GRADE CROSSING OPERATIONS | | | |
|---------------------------|-----------|------------|--------------|
| LOCATION | LAPD | LASD | FYTD |
| Marmion Way | 38 | 0 | 119 |
| Arcadia Station | 0 | 32 | 136 |
| Irwindale | 0 | 45 | 253 |
| Monrovia | 0 | 34 | 113 |
| City of Pasadena | 0 | 162 | 428 |
| Magnolia Ave | 0 | 0 | 8 |
| Duarte Station | 0 | 52 | 156 |
| City Of Azusa | 0 | 64 | 217 |
| South Pasadena | 0 | 15 | 65 |
| City Of East LA | 0 | 93 | 479 |
| Figueroa St | 25 | 0 | 43 |
| TOTAL GOAL= 10 | 63 | 497 | 2,017 |

| LEGEND | |
|---|--|
| Los Angeles Police Department | |
| Los Angeles County Sheriff's Department | |

MONTHLY UPDATE ON TRANSIT POLICING PERFORMANCE - MARCH 2022

| REPORTED CRIME | | |
|--------------------------------|----------|-----------|
| CRIMES AGAINST PERSONS | LAPD | FYTD |
| Homicide | 0 | 0 |
| Rape | 0 | 0 |
| Robbery | 1 | 5 |
| Aggravated Assault | 0 | 12 |
| Aggravated Assault on Operator | 0 | 0 |
| Battery | 3 | 11 |
| Battery Bus Operator | 1 | 3 |
| Sex Offenses | 0 | 0 |
| SUB-TOTAL | 5 | 31 |
| CRIMES AGAINST PROPERTY | LAPD | FYTD |
| Burglary | 0 | 0 |
| Larceny | 0 | 2 |
| Bike Theft | 1 | 1 |
| Motor Vehicle Theft | 0 | 0 |
| Arson | 0 | 0 |
| Vandalism | 0 | 2 |
| SUB-TOTAL | 1 | 5 |
| CRIMES AGAINST SOCIETY | LAPD | FYTD |
| Weapons | 0 | 0 |
| Narcotics | 0 | 0 |
| Trespassing | 0 | 0 |
| SUB-TOTAL | 0 | 0 |
| TOTAL | 6 | 36 |

| ARRESTS | | |
|--------------|----------|-----------|
| AGENCY | LAPD | FYTD |
| Felony | 8 | 9 |
| Misdemeanor | 0 | 5 |
| TOTAL | 8 | 14 |

| CITATIONS | | |
|------------------------|------------|------------|
| AGENCY | LAPD | FYTD |
| Other Citations | 101 | 228 |
| Vehicle Code Citations | 214 | 447 |
| TOTAL | 315 | 675 |

| CALLS FOR SERVICE | | |
|-------------------|----------|-----------|
| AGENCY | LAPD | FYTD |
| Routine | 3 | 11 |
| Priority | 4 | 46 |
| Emergency | 0 | 1 |
| TOTAL | 7 | 58 |

| DISPATCHED VS. PROACTIVE | |
|--------------------------|------------|
| AGENCY | LAPD |
| Dispatched | 8% |
| Proactive | 91% |
| TOTAL | 99% |

| PERCENTAGE OF TIME SPENT ON THE BUS SYSTEM | |
|--|-----|
| Orange Line- LAPD | 90% |

| LEGEND | |
|-------------------------------|--|
| Los Angeles Police Department | |

| CRIMES PER STATION | | | | |
|--------------------|------------------------|-------------------------|------------------------|-----------|
| STATION | CRIMES AGAINST PERSONS | CRIMES AGAINST PROPERTY | CRIMES AGAINST SOCIETY | FYTD |
| North Hollywood | 0 | 0 | 0 | 7 |
| Laurel Canyon | 0 | 0 | 0 | 2 |
| Valley College | 0 | 0 | 0 | 0 |
| Woodman | 0 | 0 | 0 | 1 |
| Van Nuys | 2 | 0 | 0 | 6 |
| Sepulveda | 0 | 0 | 0 | 3 |
| Woodley | 0 | 0 | 0 | 0 |
| Balboa | 0 | 1 | 0 | 2 |
| Reseda | 1 | 0 | 0 | 4 |
| Tampa | 0 | 0 | 0 | 1 |
| Pierce College | 0 | 0 | 0 | 2 |
| De Soto | 0 | 0 | 0 | 1 |
| Canoga | 0 | 0 | 0 | 3 |
| Warner Center | 0 | 0 | 0 | 0 |
| Sherman Way | 1 | 0 | 0 | 2 |
| Roscoe | 0 | 0 | 0 | 0 |
| Nordhoff | 0 | 0 | 0 | 1 |
| Chatsworth | 1 | 0 | 0 | 1 |
| Total | 5 | 1 | 0 | 36 |

MONTHLY UPDATE ON TRANSIT POLICING PERFORMANCE - MARCH 2022

| REPORTED CRIME | | | |
|--------------------------------|----------|----------|-----------|
| CRIMES AGAINST PERSONS | LAPD | LASD | FYTD |
| Homicide | 0 | 0 | 0 |
| Rape | 0 | 0 | 1 |
| Robbery | 0 | 0 | 1 |
| Aggravated Assault | 0 | 0 | 3 |
| Aggravated Assault on Operator | 0 | 0 | 0 |
| Battery | 1 | 0 | 3 |
| Battery Bus Operator | 0 | 0 | 0 |
| Sex Offenses | 0 | 0 | 0 |
| SUB-TOTAL | 1 | 0 | 8 |
| CRIMES AGAINST PROPERTY | LAPD | LASD | FYTD |
| Burglary | 0 | 0 | 0 |
| Larceny | 1 | 0 | 5 |
| Bike Theft | 0 | 0 | 1 |
| Motor Vehicle Theft | 0 | 0 | 0 |
| Arson | 0 | 0 | 0 |
| Vandalism | 0 | 0 | 0 |
| SUB-TOTAL | 1 | 0 | 6 |
| CRIMES AGAINST SOCIETY | LAPD | LASD | FYTD |
| Weapons | 0 | 0 | 0 |
| Narcotics | 0 | 0 | 1 |
| Trespassing | 0 | 0 | 1 |
| SUB-TOTAL | 0 | 0 | 2 |
| TOTAL | 2 | 0 | 16 |

| ARRESTS | | | |
|--------------|----------|----------|-----------|
| AGENCY | LAPD | LASD | FYTD |
| Felony | 2 | 0 | 5 |
| Misdemeanor | 0 | 1 | 10 |
| TOTAL | 2 | 1 | 15 |

| CITATIONS | | | |
|------------------------|------------|----------|------------|
| AGENCY | LAPD | LASD | FYTD |
| Other Citations | 86 | 0 | 239 |
| Vehicle Code Citations | 305 | 0 | 593 |
| TOTAL | 391 | 0 | 832 |

| CALLS FOR SERVICE | | | |
|-------------------|----------|----------|-----------|
| AGENCY | LAPD | LASD | FYTD |
| Routine | 1 | 3 | 27 |
| Priority | 3 | 0 | 27 |
| Emergency | 1 | 0 | 5 |
| TOTAL | 5 | 3 | 59 |

| DISPATCHED VS. PROACTIVE | | |
|--------------------------|-------------|-------------|
| AGENCY | LAPD | LASD |
| Dispatched | 15% | 0% |
| Proactive | 85% | 100% |
| TOTAL | 100% | 100% |

| CRIMES PER STATION | | | | |
|----------------------------|------------------------|-------------------------|------------------------|-----------|
| STATION | CRIMES AGAINST PERSONS | CRIMES AGAINST PROPERTY | CRIMES AGAINST SOCIETY | FYTD |
| El Monte | 0 | 0 | 0 | 1 |
| Cal State LA | 0 | 0 | 0 | 0 |
| LAC/USC Medical Ctr | 0 | 0 | 0 | 0 |
| Alameda | 0 | 0 | 0 | 2 |
| Downtown | 0 | 0 | 0 | 1 |
| 37th St/USC | 0 | 0 | 0 | 0 |
| Slauson | 0 | 0 | 0 | 3 |
| Manchester | 1 | 0 | 0 | 1 |
| Harbor Fwy | 0 | 1 | 0 | 3 |
| Rosecrans | 0 | 0 | 0 | 0 |
| Harbor Gateway Transit Ctr | 0 | 0 | 0 | 5 |
| Carson | 0 | 0 | 0 | 0 |
| PCH | 0 | 0 | 0 | 0 |
| San Pedro/Beacon | 0 | 0 | 0 | 0 |
| Total | 1 | 1 | 0 | 16 |

| PERCENTAGE OF TIME SPENT ON THE BUS SYSTEM | |
|--|-----|
| Silver Line- LAPD | 91% |
| Silver Line- LASD | 90% |

Los Angeles Police Department
Los Angeles County Sheriff's Department

MONTHLY UPDATE ON TRANSIT POLICING PERFORMANCE - MARCH 2022

| REPORTED CRIME | | | |
|--------------------------------|-----------|-----------|------------|
| CRIMES AGAINST PERSONS | LAPD | LASD | FYTD |
| Homicide | 0 | 0 | 1 |
| Rape | 0 | 0 | 0 |
| Robbery | 3 | 0 | 44 |
| Aggravated Assault | 9 | 4 | 79 |
| Aggravated Assault on Operator | 1 | 3 | 29 |
| Battery | 17 | 2 | 215 |
| Battery Bus Operator | 6 | 4 | 82 |
| Sex Offenses | 1 | 0 | 12 |
| SUB-TOTAL | 37 | 13 | 462 |
| CRIMES AGAINST PROPERTY | LAPD | LASD | FYTD |
| Burglary | 0 | 0 | 1 |
| Larceny | 10 | 2 | 78 |
| Bike Theft | 1 | 0 | 13 |
| Motor Vehicle Theft | 0 | 4 | 6 |
| Arson | 0 | 0 | 0 |
| Vandalism | 5 | 6 | 70 |
| SUB-TOTAL | 16 | 12 | 168 |
| CRIMES AGAINST SOCIETY | LAPD | LASD | FYTD |
| Weapons | 0 | 0 | 8 |
| Narcotics | 0 | 3 | 39 |
| Trespassing | 2 | 0 | 5 |
| SUB-TOTAL | 2 | 3 | 52 |
| TOTAL | 55 | 28 | 682 |

| LASD's Crimes per Sector | | |
|--------------------------|-----------|------------|
| Sector | | FYTD |
| Westside | 4 | 37 |
| San Fernando | 0 | 13 |
| San Gabriel Valley | 11 | 46 |
| Gateway Cities | 9 | 74 |
| South Bay | 4 | 71 |
| Total | 28 | 241 |

| LAPD's Crimes per Sector | | |
|--------------------------|-----------|------------|
| Sector | | FYTD |
| Valley Bureau | | |
| Van Nuys | 1 | 14 |
| West Valley | 1 | 8 |
| North Hollywood | 1 | 22 |
| Foothill | 2 | 7 |
| Devonshire | 2 | 6 |
| Mission | 1 | 7 |
| Topanga | 0 | 7 |
| Central Bureau | | |
| Central | 6 | 61 |
| Rampart | 8 | 31 |
| Hollenbeck | 1 | 12 |
| Northeast | 1 | 18 |
| Newton | 4 | 24 |
| West Bureau | | |
| Hollywood | 1 | 18 |
| Wilshire | 2 | 27 |
| West LA | 2 | 11 |
| Pacific | 3 | 15 |
| Olympic | 4 | 40 |
| Southwest Bureau | | |
| Southwest | 7 | 47 |
| Harbor | 1 | 2 |
| 77th Street | 6 | 47 |
| Southeast | 1 | 17 |
| Total | 55 | 441 |

| ARRESTS | | | |
|--------------|----------|-----------|------------|
| AGENCY | LAPD | LASD | FYTD |
| Felony | 8 | 4 | 78 |
| Misdemeanor | 1 | 51 | 358 |
| TOTAL | 9 | 55 | 436 |

| CITATIONS | | | |
|------------------------|----------|-----------|------------|
| AGENCY | LAPD | LASD | FYTD |
| Other Citations | 0 | 60 | 515 |
| Vehicle Code Citations | 0 | 8 | 128 |
| TOTAL | 0 | 68 | 643 |

| CALLS FOR SERVICE | | | |
|-------------------|-----------|------------|--------------|
| AGENCY | LAPD | LASD | FYTD |
| Routine | 1 | 125 | 1,399 |
| Priority | 10 | 134 | 1,117 |
| Emergency | 1 | 15 | 108 |
| TOTAL | 12 | 274 | 2,624 |

| DISPATCHED VS. PROACTIVE | | |
|--------------------------|-------------|-------------|
| AGENCY | LAPD | LASD |
| Dispatched | 21% | 2% |
| Proactive | 79% | 98% |
| TOTAL | 100% | 100% |

| PERCENTAGE OF TIME SPENT ON THE BUS SYSTEM | |
|--|-----|
| LAPD BUS | 89% |
| LASD BUS | 93% |

| LEGEND | |
|---|--|
| Los Angeles Police Department | |
| Los Angeles County Sheriff's Department | |

UNION STATION

ATTACHMENT B

MONTHLY UPDATE ON TRANSIT POLICING PERFORMANCE - MARCH 2022

| REPORTED CRIME | | |
|--------------------------------|-----------|------------|
| CRIMES AGAINST PERSONS | LAPD | FYTD |
| Homicide | 0 | 0 |
| Rape | 0 | 2 |
| Robbery | 3 | 19 |
| Aggravated Assault | 4 | 23 |
| Aggravated Assault on Operator | 0 | 0 |
| Battery | 11 | 107 |
| Battery Rail Operator | 0 | 0 |
| Sex Offenses | 3 | 10 |
| SUB-TOTAL | 21 | 161 |
| CRIMES AGAINST PROPERTY | LAPD | FYTD |
| Burglary | 0 | 5 |
| Larceny | 8 | 58 |
| Bike Theft | 1 | 6 |
| Motor Vehicle Theft | 0 | 2 |
| Arson | 0 | 0 |
| Vandalism | 3 | 22 |
| SUB-TOTAL | 12 | 93 |
| CRIMES AGAINST SOCIETY | LAPD | FYTD |
| Weapons | 0 | 0 |
| Narcotics | 0 | 0 |
| Trespassing | 0 | 20 |
| SUB-TOTAL | 0 | 20 |
| TOTAL | 33 | 274 |

| ARRESTS | | |
|--------------|-----------|------------|
| AGENCY | LAPD | FYTD |
| Felony | 18 | 57 |
| Misdemeanor | 8 | 65 |
| TOTAL | 26 | 122 |

| CITATIONS | | |
|------------------------|-----------|-----------|
| AGENCY | LAPD | FYTD |
| Other Citations | 5 | 7 |
| Vehicle Code Citations | 8 | 10 |
| TOTAL | 13 | 17 |

| CALLS FOR SERVICE | | |
|-------------------|-----------|------------|
| AGENCY | LAPD | FYTD |
| Routine | 14 | 97 |
| Priority | 63 | 442 |
| Emergency | 4 | 15 |
| TOTAL | 81 | 554 |

| DISPATCHED VS. PROACTIVE | |
|--------------------------|------------|
| AGENCY | LAPD |
| Dispatched | 21% |
| Proactive | 72% |
| TOTAL | 93% |

| PERCENTAGE OF TIME SPENT AT UNION STATION | |
|---|------|
| LOCATION | LAPD |
| Union Station | 90% |

| LEGEND | |
|-------------------------------|--|
| Los Angeles Police Department | |

Transit Police

Monthly Crime Report



Attachment C

| | 2021 | 2022 |
|--------------------------------|------------|------------|
| | March | March |
| CRIMES AGAINST PERSONS | | |
| Homicide | 0 | 0 |
| Rape | 1 | 1 |
| Robbery | 19 | 33 |
| Aggravated Assault | 26 | 51 |
| Aggravated Assault on Operator | 3 | 4 |
| Battery | 75 | 79 |
| Battery on Operator | 5 | 13 |
| Sex Offenses | 12 | 9 |
| SUB-TOTAL | 141 | 190 |
| | | |
| CRIMES AGAINST PROPERTY | | |
| Burglary | 0 | 1 |
| Larceny | 25 | 56 |
| Bike Theft | 4 | 7 |
| Motor Vehicle Theft | 0 | 4 |
| Arson | 1 | 1 |
| Vandalism | 28 | 35 |
| SUB-TOTAL | 58 | 104 |
| | | |
| CRIMES AGAINST SOCIETY | | |
| Weapons | 7 | 0 |
| Narcotics | 18 | 9 |
| Trespassing | 11 | 10 |
| SUB-TOTAL | 36 | 19 |
| TOTAL | 235 | 313 |
| | | |
| ENFORCEMENT EFFORTS | | |
| Arrests | 76 | 215 |
| Citations | 241 | 890 |
| Calls for Service | 1,497 | 1,635 |

MONTHLY, BI-ANNUAL, ANNUAL COMPARISON

MARCH 2022

Attachment D

Crimes

| Monthly | System-Wide | Mar-21 | Mar-22 | % Change |
|---------|-------------------------|--------|--------|----------|
| | Crimes Against Persons | 141 | 190 | 34.75% |
| | Crimes Against Property | 58 | 104 | 79.31% |
| | Crimes Against Society | 36 | 19 | -47.22% |
| | Total | 235 | 313 | 33.19% |

| Six Months | System-Wide | Oct-20-Mar-21 | Oct-21-Mar-22 | % Change |
|------------|-------------------------|---------------|---------------|----------|
| | Crimes Against Persons | 620 | 1,005 | 62.10% |
| | Crimes Against Property | 299 | 455 | 52.17% |
| | Crimes Against Society | 146 | 118 | -19.18% |
| | Total | 1,065 | 1,578 | 48.17% |

| Annual | System-Wide | Apr-20-Mar-21 | Apr-21-Mar-22 | % Change |
|--------|-------------------------|---------------|---------------|----------|
| | Crimes Against Persons | 1,246 | 1,804 | 44.78% |
| | Crimes Against Property | 616 | 871 | 41.40% |
| | Crimes Against Society | 217 | 254 | 17.05% |
| | Total | 2,079 | 2,929 | 40.89% |

Average Emergency Response Times

| Monthly | Mar-21 | Mar-22 | Change in Seconds | % Change |
|---------|--------|--------|-------------------|----------|
| | 4:27 | 4:53 | 26 | 9.74% |

| Six Months | Oct-20-Mar-21 | Oct-21-Mar-22 | Change in Seconds | % Change |
|------------|---------------|---------------|-------------------|----------|
| | 4:31 | 4:53 | 22 | 8.12% |

| Annual | Apr-20-Mar-21 | Apr-21-Mar-22 | Change in Seconds | % Change |
|--------|---------------|---------------|-------------------|----------|
| | 4:40 | 4:38 | -2 | -0.71% |

Bus Operator Assaults

| Monthly | Mar-21 | Mar-22 | % Change |
|---------|--------|--------|----------|
| | 8 | 16 | 100.00% |

| Six Months | Oct-20-Mar-21 | Oct-21-Mar-22 | % Change |
|------------|---------------|---------------|----------|
| | 41 | 87 | 112.20% |

| Annual | Apr-20-Mar-21 | Apr-21-Mar-22 | % Change |
|--------|---------------|---------------|----------|
| | 78 | 140 | 79.49% |

Fare Compliance

| Monthly | | Mar-21 | Mar-22 | % Change |
|---------|---------------|--------|--------|-----------|
| | Green Checks | 6 | 1,764 | 29300.00% |
| | Yellow Checks | 3 | 1,330 | 44233.33% |
| | Red Checks | 0 | 40 | N/A |
| | Total | 9 | 3,134 | 34722.22% |

| Six Months | | Oct-20-Mar-21 | Oct-21-Mar-22 | % Change |
|------------|---------------|---------------|---------------|----------|
| | Green Checks | 221 | 14,495 | 6458.82% |
| | Yellow Checks | 118 | 8,145 | 6802.54% |
| | Red Checks | 10 | 262 | 2520.00% |
| | Total | 349 | 22,902 | 6462.18% |

| Annual | | Apr-20-Mar-21 | Apr-21-Mar-22 | % Change |
|--------|---------------|---------------|---------------|----------|
| | Green Checks | 5,823 | 14,503 | 149.06% |
| | Yellow Checks | 2,940 | 8,153 | 177.31% |
| | Red Checks | 96 | 264 | 175.00% |
| | Total | 8,859 | 22,920 | 158.72% |

Ridership

| Monthly | Mar-21 | Mar-22 | % Change |
|---------|------------|------------|----------|
| | 16,450,273 | 22,146,136 | 34.62% |

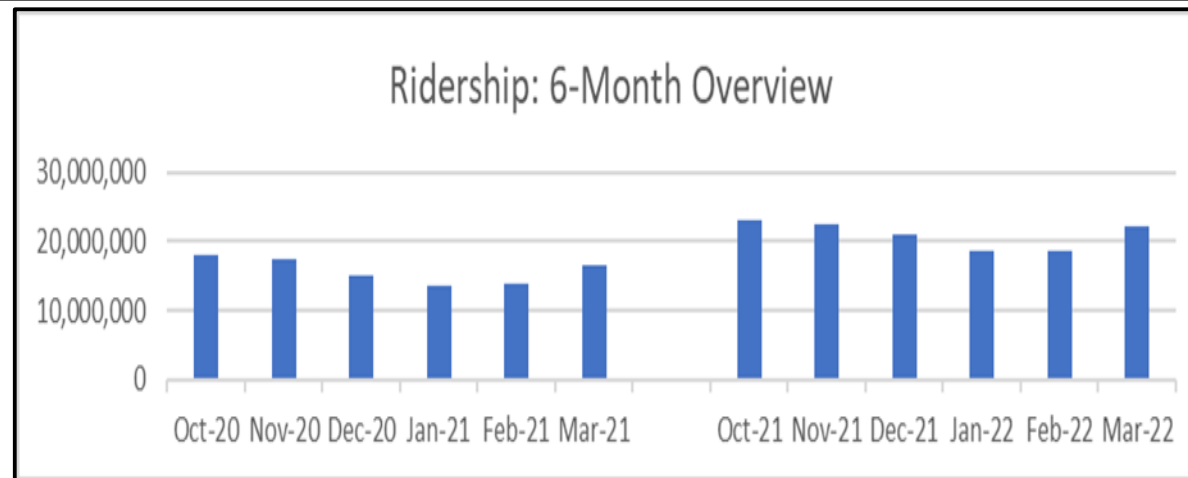
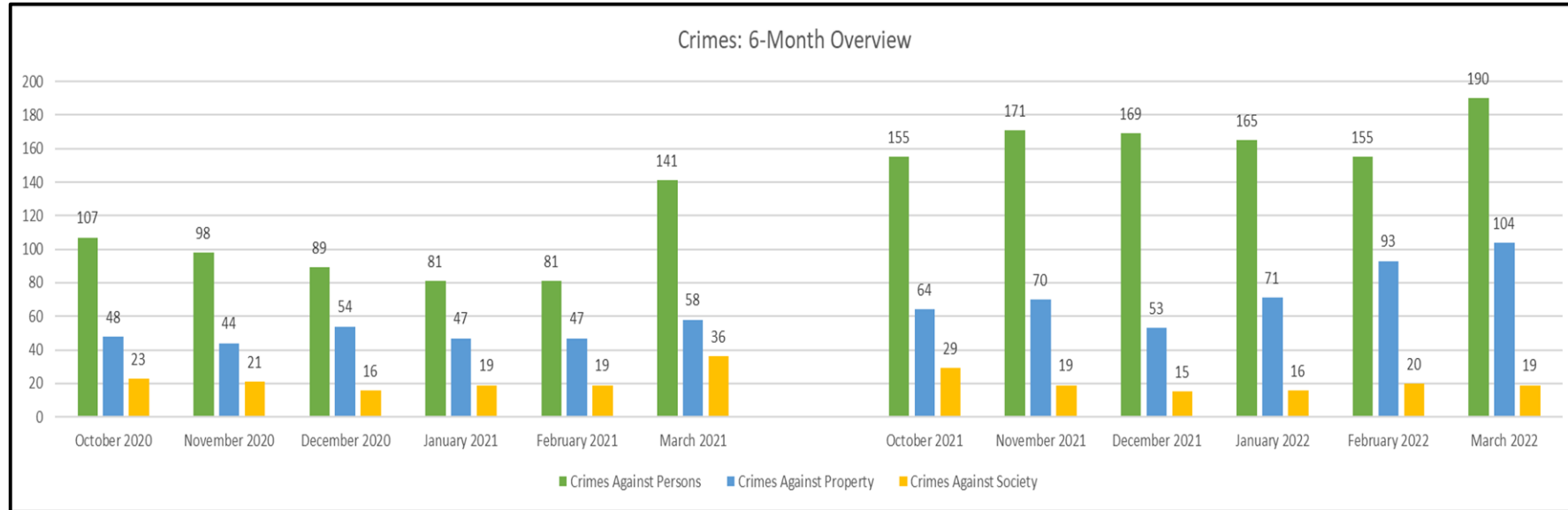
| Six Months | Oct-20-Mar-21 | Oct-21-Mar-22 | % Change |
|------------|---------------|---------------|----------|
| | 94,620,519 | 126,262,785 | 33.44% |

| Annual | Apr-20-Mar-21 | Apr-21-Mar-22 | % Change |
|--------|---------------|---------------|----------|
| | 180,144,079 | 243,705,145 | 35.28% |

MONTHLY, BI-ANNUAL, ANNUAL COMPARISON

MARCH 2022

Attachment D



**Violent and Property Crimes
March 2022**

Attachment E

| VIOLENT CRIMES | 3/01/2022 TO 3/31/2022 | 2/01/2022 TO 2/28/2022 | % Change | 2/01/2022 TO 2/28/2022 | 1/01/2022 TO 1/31/2022 | % Change | 1/01/2022 TO 3/31/2022 | 1/01/2021 TO 3/31/2021 | % Change | 1/01/2022 TO 3/31/2022 | 1/01/2020 TO 3/31/2020 | % Change |
|-------------------------|-----------------------------------|-----------------------------------|---------------------|-----------------------------------|-----------------------------------|---------------------|-----------------------------------|-----------------------------------|-----------------|-----------------------------------|-----------------------------------|-----------------|
| Homicide | 0 | 0 | 0.0% | 0 | 1 | -100.0% | 1 | 1 | 0.0% | 1 | 0 | N/A |
| Rape | 1 | 1 | 0.0% | 1 | 0 | N/A | 2 | 4 | -50.0% | 2 | 4 | -50.0% |
| Robbery | 33 | 30 | 10.0% | 30 | 24 | 25.0% | 87 | 46 | 89.1% | 87 | 61 | 42.6% |
| Agg Assault | 51 | 27 | 88.9% | 27 | 33 | -18.2% | 111 | 58 | 91.4% | 111 | 55 | 101.8% |
| Agg Assault on Operator | 4 | 4 | 0.0% | 4 | 0 | N/A | 8 | 6 | 33.3% | 8 | 2 | 300.0% |
| TOTAL VIOLENT | 89 | 62 | 43.5% | 62 | 58 | 6.9% | 209 | 115 | 81.7% | 209 | 122 | 71.3% |
| | | | | | | | | | | | | |
| PROPERTY CRIMES | 3/01/2022 TO 3/31/2022 | 2/01/2022 TO 2/28/2022 | % Change | 2/01/2022 TO 2/28/2022 | 1/01/2022 TO 1/31/2022 | % Change | 1/01/2022 TO 3/31/2022 | 1/01/2021 TO 3/31/2021 | % Change | 1/01/2022 TO 3/31/2022 | 1/01/2020 TO 3/31/2020 | % Change |
| Burglary | 1 | 1 | 0.0% | 1 | 3 | -66.7% | 5 | 2 | 150.0% | 5 | 2 | 150.0% |
| Larceny | 56 | 47 | 19.1% | 47 | 35 | 34.3% | 138 | 66 | 109.1% | 138 | 149 | -7.4% |
| Bike Theft | 7 | 4 | 75.0% | 4 | 2 | 100.0% | 13 | 5 | 160.0% | 13 | 17 | -23.5% |
| Motor Vehicle Theft | 4 | 1 | 300.0% | 1 | 2 | -50.0% | 7 | 2 | 250.0% | 7 | 5 | 40.0% |
| TOTAL PROPERTY | 68 | 53 | 28.3% | 53 | 42 | 26.2% | 163 | 75 | 117.3% | 163 | 173 | -5.8% |
| TOTAL PART 1 | 157 | 115 | 36.5% | 115 | 100 | 15.0% | 372 | 190 | 95.8% | 372 | 295 | 26.1% |

This table summarizes Violent Crimes and Property Crimes, which make up Part 1 Crimes.

Los Angeles Police Department Transit Services Division
ARRESTEE DEMOGRAPHIC
03/01/2022 - 03/31/2022

| RAIL / BUS STATION | MALE | | | | | FEMALE | | | TOTAL |
|------------------------------|--------------|--------------|-------------|--------------|--------------|-------------|-------------|--------------|---------------|
| | B | H | O | W | TOTAL | B | H | TOTAL | |
| RED LINE | 10 | 5 | 0 | 4 | 19 | 1 | 1 | 2 | 21 |
| VERMONT / SANTA MONICA | 0 | 2 | 0 | 0 | 2 | 0 | 1 | 1 | 3 |
| VERMONT / BEVERLY | 2 | 1 | 0 | 0 | 3 | 0 | 0 | 0 | 3 |
| HOLLYWOOD / HIGHLAND | 0 | 1 | 0 | 2 | 3 | 0 | 0 | 0 | 3 |
| WILSHIRE / VERMONT | 1 | 1 | 0 | 1 | 3 | 0 | 0 | 0 | 3 |
| HOLLYWOOD / VINE | 1 | 0 | 0 | 1 | 2 | 0 | 0 | 0 | 2 |
| VERONT / SUNSET | 2 | 0 | 0 | 0 | 2 | 0 | 0 | 0 | 2 |
| WESTLAKE MACARTHUR PARK | 1 | 0 | 0 | 0 | 1 | 0 | 0 | 0 | 1 |
| 7TH & METRO CENTER | 0 | 0 | 0 | 0 | 0 | 1 | 0 | 1 | 1 |
| CIVIC CENTER / GRAND AVE | 1 | 0 | 0 | 0 | 1 | 0 | 0 | 0 | 1 |
| PERSHING SQUARE | 1 | 0 | 0 | 0 | 1 | 0 | 0 | 0 | 1 |
| UNIVERSAL CITY / STUDIO CITY | 1 | 0 | 0 | 0 | 1 | 0 | 0 | 0 | 1 |
| UNION STATION | 7 | 2 | 0 | 1 | 10 | 1 | 1 | 2 | 12 |
| BRT | 3 | 2 | 1 | 0 | 6 | 0 | 0 | 0 | 6 |
| BRT - CENTRAL BUREAU | 1 | 1 | 1 | 0 | 3 | 0 | 0 | 0 | 3 |
| BRT - WEST BUREAU | 1 | 1 | 0 | 0 | 2 | 0 | 0 | 0 | 2 |
| BRT - SOUTH BUREAU | 1 | 0 | 0 | 0 | 1 | 0 | 0 | 0 | 1 |
| EXPO LINE | 2 | 0 | 0 | 0 | 2 | 0 | 1 | 1 | 3 |
| EXPO / VERMONT | 1 | 0 | 0 | 0 | 1 | 0 | 0 | 0 | 1 |
| PICO | 0 | 0 | 0 | 0 | 0 | 0 | 1 | 1 | 1 |
| LA CIENEGA / JEFFERSON | 1 | 0 | 0 | 0 | 1 | 0 | 0 | 0 | 1 |
| PURPLE LINE | 0 | 1 | 0 | 0 | 1 | 0 | 0 | 0 | 1 |
| WILSHIRE / WESTERN | 0 | 1 | 0 | 0 | 1 | 0 | 0 | 0 | 1 |
| TOTAL | 22 | 10 | 1 | 5 | 38 | 2 | 3 | 5 | 43 |
| % OF MONTHLY TOTAL | 51.2% | 23.3% | 2.3% | 11.6% | 88.4% | 4.7% | 7.0% | 11.6% | 100.0% |

| ARREST TYPE | M | | | | | F | | | TOTAL | % of TOTAL |
|--------------------|-----------|-----------|----------|----------|-----------|----------|----------|----------|-----------|---------------|
| | B | H | W | O | TOTAL | H | B | TOTAL | | |
| FELONY | 13 | 7 | 3 | 1 | 24 | 2 | 2 | 4 | 28 | 65.1% |
| RED LINE | 4 | 2 | 2 | 0 | 8 | 1 | 1 | 2 | 10 | 23.3% |
| UNION STATION | 5 | 2 | 1 | 0 | 8 | 0 | 1 | 1 | 9 | 20.9% |
| BRT | 2 | 2 | 0 | 1 | 5 | 0 | 0 | 0 | 5 | 11.6% |
| EXPO LINE | 2 | 0 | 0 | 0 | 2 | 1 | 0 | 1 | 3 | 7.0% |
| PURPLE LINE | 0 | 1 | 0 | 0 | 1 | 0 | 0 | 0 | 1 | 2.3% |
| MISDEMEANOR | 8 | 2 | 2 | 0 | 12 | 1 | 0 | 1 | 13 | 30.2% |
| RED LINE | 5 | 2 | 2 | 0 | 9 | 0 | 0 | 0 | 9 | 20.9% |
| UNION STATION | 2 | 0 | 0 | 0 | 2 | 1 | 0 | 1 | 3 | 7.0% |
| BRT | 1 | 0 | 0 | 0 | 1 | 0 | 0 | 0 | 1 | 2.3% |
| O | 1 | 0 | 0 | 0 | 1 | 0 | 0 | 0 | 1 | 2.3% |
| RED LINE | 1 | 0 | 0 | 0 | 1 | 0 | 0 | 0 | 1 | 2.3% |
| D | 0 | 1 | 0 | 0 | 1 | 0 | 0 | 0 | 1 | 2.3% |
| RED LINE | 0 | 1 | 0 | 0 | 1 | 0 | 0 | 0 | 1 | 2.3% |
| TOTAL | 22 | 10 | 5 | 1 | 38 | 3 | 2 | 5 | 43 | 100.0% |

Los Angeles Sheriff's Department - Transit Services Bureau
 Arrestee Information for the Month of March 2022
 03/01/2022 - 03/31/2022

| Premise | Female | | | | Total Female | Male | | | | Total Male | Total Arrests |
|--------------------------------|--------|----------|-------|-------|--------------|-------|----------|-------|-------|------------|---------------|
| | Black | Hispanic | Other | White | | Black | Hispanic | Other | White | | |
| A-Line - Del Amo | 0 | 0 | 0 | 0 | 0 | 2 | 1 | 0 | 0 | 3 | 3 |
| A-Line - Artesia | 3 | 2 | 0 | 0 | 5 | 0 | 4 | 0 | 1 | 5 | 10 |
| A-Line - Compton | 0 | 0 | 0 | 0 | 0 | 1 | 1 | 1 | 0 | 3 | 3 |
| A-Line - Willowbrook | 0 | 0 | 0 | 0 | 0 | 2 | 1 | 0 | 1 | 4 | 4 |
| A-Line - Firestone | 0 | 0 | 0 | 0 | 0 | 0 | 1 | 0 | 0 | 1 | 1 |
| A-Line - Florence | 0 | 0 | 0 | 0 | 0 | 0 | 0 | 0 | 0 | 0 | 0 |
| A-Line - Slauson | 0 | 0 | 0 | 0 | 0 | 0 | 0 | 0 | 0 | 0 | 0 |
| C-Line - Redondo Beach | 0 | 1 | 0 | 0 | 1 | 1 | 0 | 0 | 0 | 1 | 2 |
| C-Line - Douglas | 0 | 0 | 0 | 0 | 0 | 0 | 0 | 0 | 0 | 0 | 0 |
| C-Line - El Segundo | 0 | 0 | 0 | 0 | 0 | 0 | 0 | 0 | 0 | 0 | 0 |
| C-Line - Mariposa | 0 | 0 | 0 | 0 | 0 | 0 | 0 | 0 | 0 | 0 | 0 |
| C-Line - Hawthorne | 0 | 0 | 0 | 0 | 0 | 0 | 0 | 0 | 0 | 0 | 0 |
| C-Line - Crenshaw | 0 | 0 | 0 | 0 | 0 | 1 | 0 | 0 | 0 | 1 | 1 |
| C-Line - Vermont | 0 | 0 | 0 | 0 | 0 | 0 | 0 | 0 | 0 | 0 | 0 |
| C-Line - Willowbrook | 0 | 0 | 0 | 0 | 0 | 0 | 0 | 0 | 0 | 0 | 0 |
| C-Line - Long Beach | 0 | 0 | 0 | 0 | 0 | 0 | 0 | 0 | 1 | 1 | 1 |
| C-Line - Lakewood | 0 | 0 | 0 | 0 | 0 | 1 | 2 | 0 | 0 | 3 | 3 |
| C-Line - Norwalk | 0 | 0 | 0 | 0 | 0 | 0 | 2 | 0 | 0 | 2 | 2 |
| E-Line - Culver City | 0 | 0 | 0 | 0 | 0 | 0 | 0 | 0 | 0 | 0 | 0 |
| E-Line - 26th/Bergamot | 0 | 0 | 0 | 0 | 0 | 0 | 0 | 0 | 0 | 0 | 0 |
| E-Line - 17th/SMC | 0 | 0 | 0 | 0 | 0 | 1 | 0 | 0 | 0 | 1 | 1 |
| E-Line - Downtown Santa Monica | 0 | 0 | 0 | 0 | 0 | 0 | 0 | 0 | 0 | 0 | 0 |
| L-Line - Atlantic | 0 | 0 | 0 | 0 | 0 | 0 | 0 | 0 | 0 | 0 | 0 |
| L-Line - East LA Civic Center | 0 | 0 | 0 | 0 | 0 | 0 | 0 | 0 | 0 | 0 | 0 |
| L-Line - Maravilla | 0 | 0 | 0 | 0 | 0 | 0 | 0 | 0 | 0 | 0 | 0 |
| L-Line - Indiana | 0 | 0 | 0 | 0 | 0 | 0 | 0 | 0 | 0 | 0 | 0 |
| L-Line - South Pasadena | 0 | 0 | 0 | 0 | 0 | 0 | 1 | 0 | 0 | 1 | 1 |
| L-Line - Fillmore | 0 | 0 | 0 | 0 | 0 | 0 | 0 | 0 | 0 | 0 | 0 |
| L-Line - Del Mar | 0 | 0 | 0 | 0 | 0 | 0 | 0 | 0 | 0 | 0 | 0 |
| L-Line - Memorial Park | 0 | 0 | 0 | 0 | 0 | 0 | 0 | 0 | 0 | 0 | 0 |
| L-Line - Lake | 0 | 0 | 0 | 0 | 0 | 0 | 0 | 0 | 0 | 0 | 0 |
| L-Line - Allen | 0 | 0 | 0 | 0 | 0 | 0 | 1 | 0 | 0 | 1 | 1 |

Los Angeles Sheriff's Department - Transit Services Bureau
 Arrestee Information for the Month of March 2022
 03/01/2022 - 03/31/2022

| Premise | Female | | | | Total Female | Male | | | | Total Male | Total Arrest |
|-----------------------------|-----------|----------|----------|----------|-----------------|-----------|-----------|----------|-----------|---------------|-----------------|
| | Black | Hispanic | Other | White | | Black | Hispanic | Other | White | | |
| L-Line - Sierra Madre Villa | 0 | 0 | 0 | 0 | 0 | 1 | 1 | 0 | 0 | 2 | 2 |
| L-Line - Arcadia | 1 | 0 | 0 | 2 | 3 | 2 | 1 | 0 | 1 | 4 | 7 |
| L-Line - Monrovia | 2 | 0 | 0 | 0 | 2 | 0 | 1 | 0 | 0 | 1 | 3 |
| L-Line - Duarte | 0 | 0 | 0 | 0 | 0 | 0 | 1 | 0 | 1 | 2 | 2 |
| L-Line - Irwindale | 0 | 0 | 1 | 0 | 1 | 0 | 1 | 0 | 1 | 2 | 3 |
| L-Line - Azusa Downtown | 0 | 0 | 0 | 0 | 0 | 0 | 2 | 0 | 1 | 3 | 3 |
| L-Line - APU/Citrus College | 0 | 0 | 0 | 0 | 0 | 0 | 1 | 1 | 2 | 4 | 4 |
| J-Line - Carson | 0 | 0 | 0 | 0 | 0 | 0 | 0 | 0 | 0 | 0 | 0 |
| J-Line - El Monte | 0 | 0 | 0 | 0 | 0 | 0 | 1 | 0 | 0 | 1 | 1 |
| Bus | 5 | 6 | 0 | 6 | 17 | 8 | 19 | 0 | 11 | 38 | 55 |
| Total | 11 | 9 | 1 | 8 | 29 | 20 | 42 | 2 | 20 | 84 | 113 |

Long Beach Police Department - Metro Transportation Detail


Arrestee Demographic Stats - March 2022

4/15/22

| Crimes Against Persons | Arr/Cite | Gender | Ethnicity | Age | Station | Unhoused |
|------------------------|----------|--------|-----------|-----|-------------------------|----------|
| Indecent Exposure | Arr | M | B | 36 | Downtown Long Beach Stn | No |
| | | | | | | |
| | | | | | | |
| | | | | | | |
| | | | | | | |
| | | | | | | |

| Crimes Against Property | Arr/Cite | Gender | Ethnicity | Age | Station | Unhoused |
|-------------------------|----------|--------|-----------|-----|---------|----------|
| | | | | | | |
| | | | | | | |
| | | | | | | |
| | | | | | | |

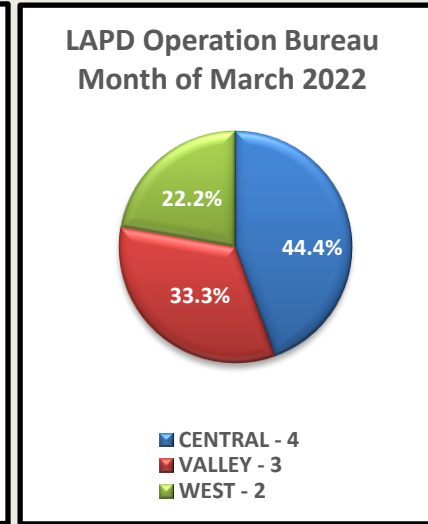
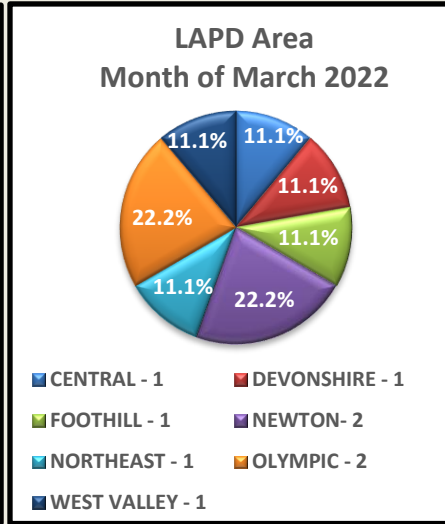
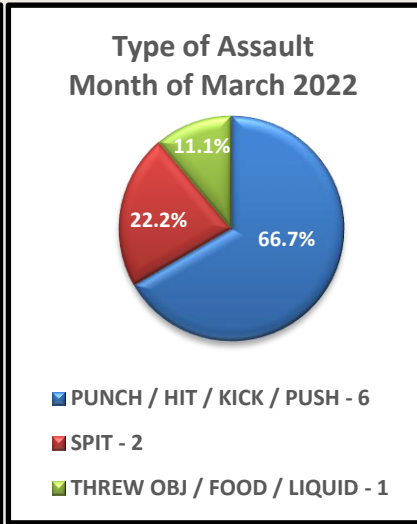
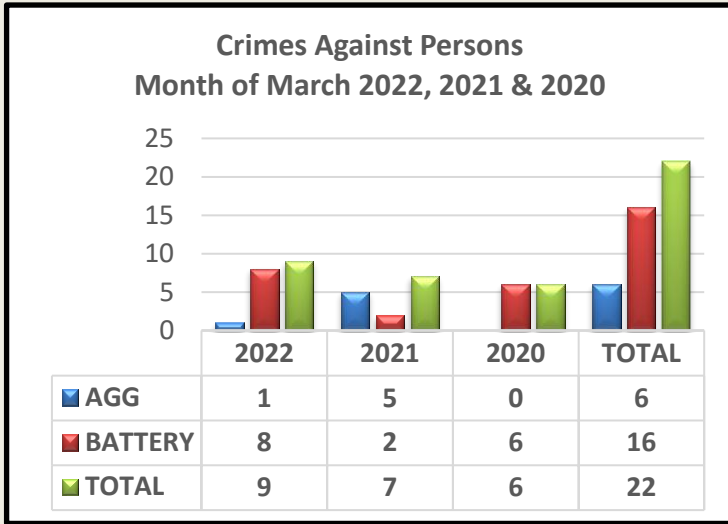
| Crimes Against Society | Arr/Cite | Gender | Ethnicity | Age | Station | Unhoused |
|------------------------|----------|--------|-----------|-----|---------|----------|
| | | | | | | |
| | | | | | | |
| | | | | | | |
| | | | | | | |



Los Angeles Police Department - Transit Services Division

Monthly Bus / Rail Operator Assault Recap Report

MARCH 2022



| DATE & TIME | BUS / RAIL# LOCATION | NARRATIVE | SUSP INFO | TRANSIENT AND / OR MENTALLY DISABLED | BARRIER UTILIZED |
|---------------------------|---|---|---------------|--------------------------------------|------------------|
| 03/05/22 @ 1150 HRS | Bus Line # 224 Montague & San Fernando | BATTERY Suspect requested a stop after bus passed a designated bus stop. Suspect became upset, demanding operator to stop. Due to suspect speaking Spanish, victim was unable to understand suspect. Suspect then stated in English, "I'll smack you." Victim replied, "You don't want to do that." Suspect then slapped victim's face. Victim turned off bus and locked the doors. Suspect crawled over the driver's dashboard and exited bus via driver's side window. INJURIES: Victim complained of pain to his head and stated he would seek his own medical treatment. NO ARREST | M/H 25 YOA | Unknown | Unknown |
| 03/07/22 @ 0640 HRS | Bus Line # 90 Roscoe & Reseda | BATTERY Victim experienced a gall bladder attack resulting in pulling over and exiting bus. Suspect exited bus and confronted victim regarding stopping. Victim advised she did not feel well. Suspect argued, stating victim was wasting his time. Suspect continued his irate and then spat on victim's face. Victim pulled out her cell and attempted to record suspect. Suspect grabbed and twisted victim's ring finger causing pain. Suspect entered another bus and fled location. INJURIES: Spit contact to victim's face and suffered pain to her right ring finger. Victim declined all medical treatment. NO ARREST | MH 30 YOA | Unknown | Unknown |

Monthly Bus / Rail Operator Assaults Recap Report

March 2022

Page 2

| DATE & TIME | BUS / RAIL# LOCATION | NARRATIVE | SUSP INFO | TRANSIENT AND / OR MENTALLY ILL | BARRIER UTILIZED |
|---------------------------|---|--|---|---------------------------------------|--|
| 03/12/22 @ 1755 HRS | Bus Line # 603 Berkeley & Alvarado | Suspects 1 – 3 entered bus and did not pay fare. Per victim's statement, suspect 3 was visibly intoxicated. Suspects later demanded victim to stop bus. Victim advised he was not able to stop in the middle of the street. Suspects 1 - 2 pried open the rear door causing activation of the bus emergency shutdown thus causing an abrupt stop. Suspect 3 fell and rolled. Suspect 1 became enraged, charged at victim and tried to pry open the partition. Victim stood up and attempted to guide suspects 1 – 2 out of the front entrance. Suspects 1 – 2 then pushed, pulled and yelled at victim. Suspect 3 attempted to pull suspects 1 – 2 away from victim. Unknown suspect struck victim multiple times with an unknown large object inside a bag. In self-defense victim struck unknown suspect with his flashlight. Suspects continued their assault and pulled victim out of the bus. Suspect 2 held victim down as suspect 3 continued to hit and kick victim. All suspects yelled they were going to kill victim. Suspect 2 swung a bag at victim's head. Victim heard a glass shattering sound, became dizzy and saw small pieces of broken glass hit the ground around him. Victim crawled back into the bus and call dispatch for assistance. LAPD responded. INJURIES: Victim bleed profusely from his head. Diagnosed with a broken right hand, and broken right foot, pain to his hand, knee and face. Victim was transported via RA to Hollywood Presbyterian Hospital. Detective investigations later rendered an MULTI 3 ARREST. | SUSP 1 M/W, 30 YOA SUSP 2 M/H, 20 YOA SUSP 3 F/W, 20 YOA | Unknown Unknown Unknown | Barrier utilized partially during altercation. |
| 03/18/22 @ 0510 HRS | Bus Line # 51 7 th St & San Pedro | BATTERY Victim stopped at a designated bus stop and allowed suspect to enter bus. Without provocation, suspect walked directly towards victim and spat on victim's face. Suspect exited bus and fled location. INJURIES: Spit on his face. NO ARREST | M/B 50 YOA | Unknown | Unknown |
| 03/18/22 @ 1235 HRS | RED LINE Wilshire / Vermont Station | BATTERY Suspect pulled the "T" device, causing train doors to open. Victim approached suspect and told suspect to stop pulling "T" device and an argument ensued. Suspect pulled victim's hair and struck victim's face. In self-defense, victim utilized her operator radio to strike suspect. Suspect eventually walked away. Victim took train back to the train yard and went home without speaking to Officers or Metro Security. INJURIES: Unknown. NO ARREST | F/NFI | Unknown | No |
| 03/22/22 @ 1440 HRS | Bus Line # 37 Grand Ave & Adams Blvd | BATTERY Suspect entered bus and tapped his tap card. The tap machine indicated the tap card had insufficient funds. Suspect became irate and stood by the bus door stating, "You not gonna do anything anyway." Bus operator stated, to suspect "you could have ridden the bus free if you just said you didn't have enough for the fare. Suspect replied stating, "get out of the way." Suspect then pushed the glass partition door against victims causing the bottom of the partition | M/H 25 YOA | Unknown | Yes |

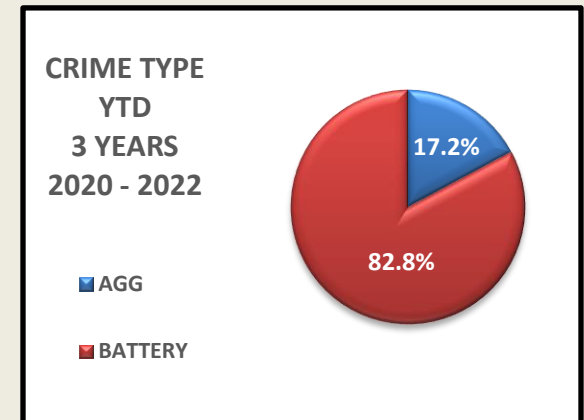
Monthly Bus / Rail Operator Assaults Recap Report
 March 2022
 Page 3

| DATE & TIME | BUS / RAIL# LOCATION | NARRATIVE | SUSP INFO | TRANSIENT AND / OR MENTALLY ILL | BARRIER UTILIZED |
|---------------------------|---|---|---------------|---------------------------------|------------------|
| 03/22/22 @ 1440 HRS | Bus Line # 37 Grand Ave & Adams Blvd | to smash onto victim's left shin. Victim pushed the partition out and suspect again pushed the partition door again causing victim's right ring finger to be smashed. Victim moved around the partition and suspect began to punched victim. Victim attempted to defend himself and a struggle ensued resulting in both suspect and victim wrestling onto the handicapped seats. Victim yelled to the bus patrons to call the police. Suspect then broke free, exited bus and fled location. INJURIES: Victim suffered swelling to his left eye lid and bruising to his left eye, bruising to his face and multiple abrasions to his left forearm, swelling to his right ring finger and bruising on his left chin. Victim complained of throbbing pain to his left eye, ring finger and shin. Victim refused RA transport. NO ARREST | M/H 25 YOA | Unknown | Yes |
| 03/23/22 @ 0419 HRS | ORANGE LINE Bus Line #901 Chatsworth Stn | BATTERY Suspect refused to exit bus upon arrival to last stop. Bus operator contact MTA Bus Operator Supervisor. Supervisor (victim) arrived and advised to suspect to exit the bus. Suspect became enraged and kicked victim multiple times. Victim defended himself by striking suspect with his flashlight. Suspect exited bus and continued to challenge victim. INJURIES: Victim did not complain of any injuries. LAPD Officers arrived resulting in a PPA ARREST | M/W 23 YOA | No | No |
| 03/26/22 @ 1600 HRS | Bus Line # 207 Western Ave & Olympic Blvd | BATTERY Victim advised suspect not to have an open beer can inside bus and to exit. Suspect exited bus and kicked the bottom window of the bus door. Suspect then threw the beer can at victim, striking victim's shoulder. Suspect proceeded to pushed out the top portion of the bus door then fled location. INJURIES Victim stated he did not sustain any injuries. NO ARREST | M/W 45 YOA | Unknown | Unknown |
| 03/29/22 @ 0705 HRS | Bus Line # 14 Adams Blvd & Grand Ave | BATTERY Suspect entered bus and became upset when he discovered he boarded the wrong bus. Suspect asked victim to stop. Victim advised he was unable to stop because it was not safe. Suspect stated, "do you know what happens to drivers that don't stop!" Suspect then punched victim's face. Victim let go of the steering wheel and grabbed suspect resulting in the bus colliding with a passenger vehicle. Suspect fell to the ground. Victim opened bus door, suspect exited and fled location. INJURIES: Victim was treated by RA for bloody nose. NO ARREST | M/H 30 YOA | Unknown | Unknown |

3 Year YTD ending March 2022, Assault & Crime Type Statistical Analysis

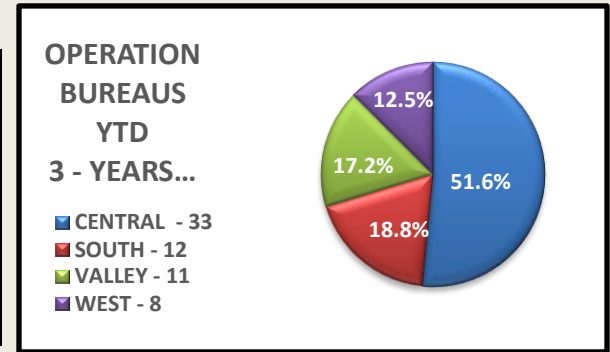
| ASSAULT TYPE | 2022 | 2021 | DIFF | % CHG | 2021 | 2020 | DIFF | % CHG | TOTAL | % of 3 YEAR TOTAL |
|---------------------------------|-----------|-----------|----------|--------------|-----------|-----------|-----------|---------------|-----------|-------------------|
| PUNCH / HIT / KICK / PUSH | 12 | 7 | 5 | 71.4% | 7 | 9 | -2 | -22.2% | 28 | 43.8% |
| SPIT | 9 | 4 | 5 | 125.0% | 4 | 9 | -5 | -55.6% | 22 | 34.4% |
| THREW OBJ / FOOD / LIQUID | 2 | 3 | -1 | -33.3% | 3 | 4 | -1 | -25.0% | 9 | 14.1% |
| BRANDISH / GUN / KNIFE / WEAPON | 0 | 4 | -4 | -100.0% | 4 | 0 | 4 | N.C* | 4 | 6.3% |
| PEPPER SPRAYED / UNKN SPRAY | 0 | 1 | -1 | -100.0% | 1 | 0 | 1 | N.C* | 1 | 1.6% |
| TOTAL | 23 | 19 | 4 | 21.1% | 19 | 22 | -3 | -13.6% | 64 | 100.0% |

| CRIME TYPE | 2022 | 2021 | DIFF | % CHG | 2021 | 2020 | DIFF | % CHG | TOTAL | % of 3 YEAR TOTAL |
|--------------|-----------|-----------|-----------|--------------|-----------|-----------|-----------|---------------|-----------|-------------------|
| BATTERY | 22 | 10 | -12 | 120.0% | 10 | 21 | -11 | -52.4% | 53 | 82.8% |
| AGG | 1 | 9 | 8 | -88.9% | 9 | 1 | 8 | 800.0% | 11 | 17.2% |
| TOTAL | 23 | 19 | -4 | 21.1% | 19 | 22 | -3 | -13.6% | 64 | 100.0% |



3 Year YTD ending March 2022, Bureau & Area Statistical Analysis

| BUREAU | 2022 | 2021 | DIFF | % CHG | 2021 | 2020 | DIFF | % CHG | TOTAL | % of 3 YEARTOTAL |
|--------------|-----------|-----------|----------|--------------|-----------|-----------|-----------|---------------|-----------|------------------|
| CENTRAL | 13 | 11 | 2 | 18.2% | 11 | 9 | 2 | 22.2% | 33 | 51.6% |
| SOUTH | 2 | 3 | -1 | -33.3% | 3 | 7 | -4 | -57.1% | 12 | 18.8% |
| VALLEY | 4 | 4 | 0 | 0.0% | 4 | 3 | 1 | 33.3% | 11 | 17.2% |
| WEST | 4 | 1 | 3 | 300.0% | 1 | 3 | -2 | -66.7% | 8 | 100.0% |
| TOTAL | 23 | 19 | 4 | 21.1% | 19 | 22 | -3 | -13.6% | 64 | 100.0% |



| AREA | 2022 | 2021 | DIFF | % CHG | 2021 | 2020 | DIFF | % CHG | TOTAL | % of 3 YEAR TOTAL |
|--------------|-----------|-----------|----------|--------------|-----------|-----------|-----------|---------------|-----------|-------------------|
| CENTRAL | 2 | 6 | -4 | -66.7% | 6 | 6 | 0 | 0.0% | 14 | 21.9% |
| 77TH ST | 1 | 2 | -1 | -50.0% | 2 | 5 | -3 | -60.0% | 8 | 12.5% |
| NORTHEAST | 5 | 1 | 4 | 400.0% | 1 | | 1 | N.C* | 6 | 9.4% |
| NEWTON | 4 | 0 | 4 | N.C* | 0 | 2 | -2 | -100.0% | 6 | 9.4% |
| OLYMPIC | 3 | 0 | 3 | N.C* | 0 | 2 | -2 | -100.0% | 5 | 7.8% |
| HOLLENBECK | 1 | 2 | -1 | -50.0% | 2 | 1 | 1 | 100.0% | 4 | 6.3% |
| RAMPART | 1 | 2 | -1 | -50.0% | 2 | | 2 | N.C* | 3 | 4.7% |
| TOPANGA | 1 | 2 | -1 | -50.0% | 2 | | 2 | N.C* | 3 | 4.7% |
| HOLLYWOOD | 1 | 0 | 1 | N.C* | 0 | 1 | -1 | -100.0% | 2 | 3.1% |
| SOUTHEAST | 1 | 0 | 1 | N.C* | 0 | 1 | -1 | -100.0% | 2 | 3.1% |
| DEVONSHIRE | 1 | 1 | 0 | 0.0% | 1 | | 1 | N.C* | 2 | 3.1% |
| WEST VALLEY | 1 | 0 | 1 | N.C* | 0 | 1 | -1 | -100.0% | 2 | 3.1% |
| FOOTHILL | 1 | 0 | 1 | N.C* | 0 | 1 | -1 | -100.0% | 2 | 3.1% |
| HARBOR | 0 | 1 | -1 | -100.0% | 1 | 1 | 0 | 0.0% | 2 | 3.1% |
| VAN NUYS | 0 | 1 | -1 | -100.0% | 1 | | 1 | N.C* | 1 | 1.6% |
| WILSHIRE | 0 | 1 | -1 | -100.0% | 1 | | 1 | N.C* | 1 | 1.6% |
| MISSION | 0 | 0 | 0 | N.C* | 0 | 1 | -1 | -100.0% | 1 | 1.6% |
| TOTAL | 23 | 19 | 4 | 21.1% | 19 | 22 | -3 | -13.6% | 64 | 100.0% |

3 Year to Date Victim Demographic - Statistical Analysis

| YEAR | MALE | | | | | FEMALE | | | | TOTAL | % of 3 YEAR TOTAL |
|----------------------------|--------------|--------------|-------------|-------------|--------------|--------------|--------------|-------------|--------------|---------------|-------------------|
| | H | B | A | W | TOTAL | B | H | O | TOTAL | | |
| 2022 | 9 | 4 | 1 | 0 | 14 | 6 | 3 | 0 | 9 | 23 | 35.9% |
| 2021 | 8 | 1 | 0 | 1 | 10 | 5 | 4 | 0 | 9 | 19 | 29.7% |
| 2020 | 7 | 4 | 2 | 1 | 14 | 4 | 3 | 1 | 8 | 22 | 34.4% |
| TOTAL | 24 | 9 | 3 | 2 | 38 | 15 | 10 | 1 | 26 | 64 | 100.0% |
| % OF 3 - YEAR TOTAL | 37.5% | 14.1% | 4.7% | 3.1% | 59.4% | 23.4% | 15.6% | 1.6% | 40.6% | 100.0% | |

3 Year to Date Suspect Demographics - Statistical Analysis

| YEAR | MALE | | | | | | FEMALE | | | | | TOTAL | % of 3 YEAR TOTAL |
|----------------------------|--------------|--------------|--------------|-------------|-------------|--------------|--------------|-------------|-------------|-------------|--------------|---------------|-------------------|
| | B | H | W | A | O | TOTAL | B | W | A | O | TOTAL | | |
| 2022 | 5 | 10 | 4 | 0 | 0 | 19 | 3 | 1 | 1 | 1 | 6 | 25 | 38.5% |
| 2020 | 14 | 2 | 0 | 1 | 1 | 18 | 5 | 1 | 0 | 0 | 6 | 24 | 36.9% |
| 2021 | 7 | 5 | 3 | 1 | 0 | 16 | 0 | 0 | 0 | 0 | 0 | 16 | 24.6% |
| TOTAL | 26 | 17 | 7 | 2 | 1 | 53 | 8 | 2 | 1 | 1 | 12 | 65 | 100.0% |
| % OF 3 - YEAR TOTAL | 40.0% | 26.2% | 10.8% | 3.1% | 1.5% | 81.5% | 12.3% | 3.1% | 1.5% | 1.5% | 18.5% | 100.0% | |



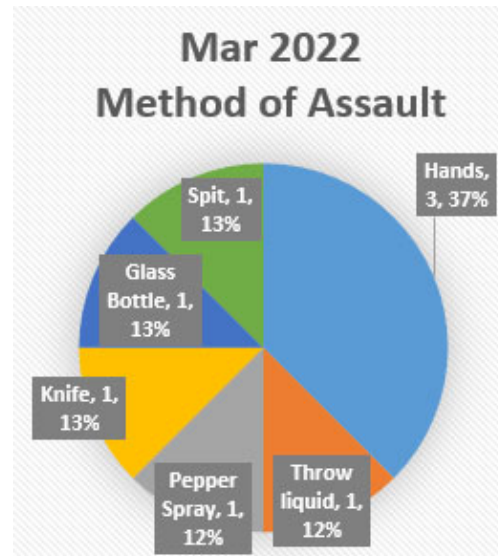
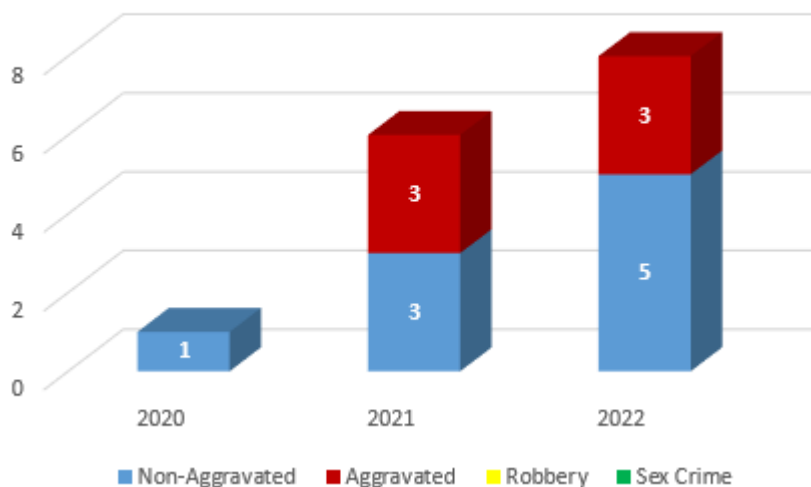
Monthly Bus/Rail Operator Assault Report



March 2022

March Bus/Rail Operator Assaults

Mar 2020 - 2022 Assaults

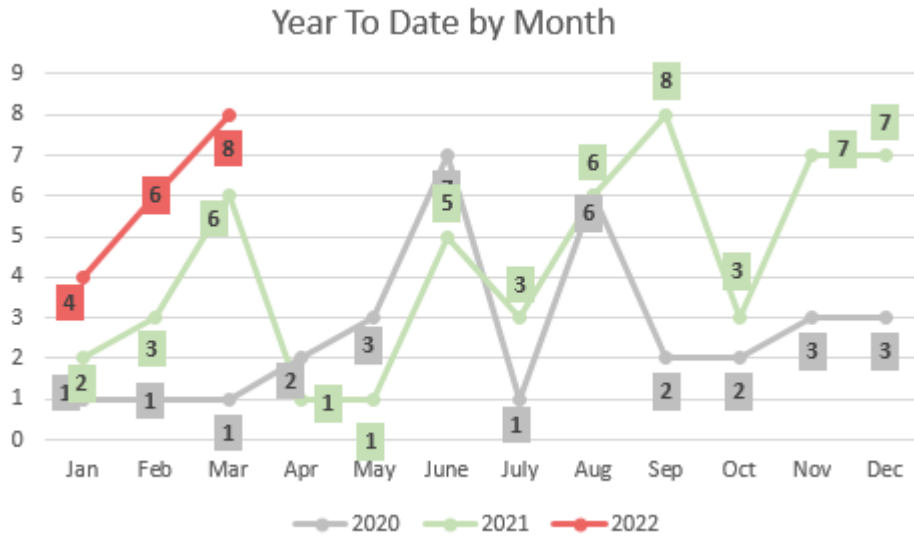


In March, there were five non-aggravated assaults with two arrests, and 3 aggravated assaults with arrests.

| Date | Time | Line | Bus # | Narrative | Barrier |
|-----------|-------|--------|-------|--|---------|
| 3/2/2022 | 16:31 | L217 | 5799 | L217 West Hollywood 3/2 1631hrs Sus MH/20s punched bus op after a vehicle accident | Yes |
| 3/4/2022 | 16:35 | L258 | Unk | L258 Pasadena 3/4 1650hrs Sus FB in wheelchair arrested for hitting bus op trying to help her | N/A (o) |
| 3/19/2022 | 6:30 | L-unk | 1512 | Unk bus line Norwalk 3/19 0630hrs Sus MH/28yrs arrested for punching bus op over mask and fare | B (NU) |
| 3/20/2022 | 16:07 | C Line | N/A | Redondo Beach 3/20 1600hrs Sus MB/25yrs blocked rail op and spit on her for no reason | N/A (o) |
| 3/21/2022 | 20:40 | L111 | 8613 | L111 Norwalk 3/21 2040hrs Sus MH/42yrs arrested for throwing glass bottle at bus op when told he couldn't board | N/A (o) |
| 3/29/2022 | 10:50 | L70 | 1899 | L70 Monterey Park 3/29 1050hrs Sus MH/56yrs arrested for threatening bus op with knife over fare | Yes |
| 3/31/2022 | 11:35 | L207 | 9547 | L207 LA 3/31 1135hrs Sus MB/40s pepper-sprayed bus op. sus was disorderly | Yes |
| 3/31/2022 | 9:30 | L111 | 8648 | L111 Huntington Park 3/31 0930hrs Sus transient FH/30yrs threw liquid at bus op. Sus was disorderly | Yes |

*B (NU): Barrier installed, not used; N/A (o): Not applicable, assault occurred outside of barrier

Year to Date Assaults



| YTD Operator Assaults |
|-----------------------|
| YTD 2020 - 3 |
| YTD 2021- 11 |
| YTD 2022 - 18 |

Solve Rate

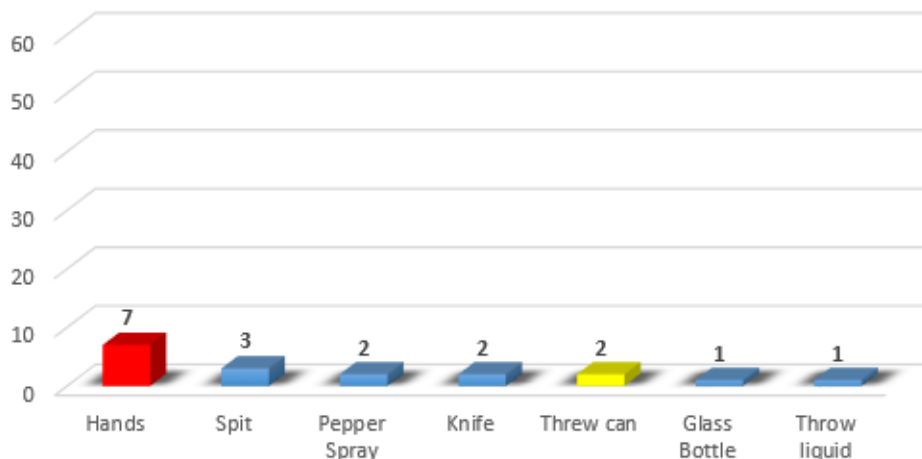
| Type | Unsolved | Solved | Total | % Solved |
|------------------------|-----------|----------|-----------|--------------|
| Aggravated Assault | 5 | 2 | 7 | 28.6% |
| Non-Aggravated Assault | 6 | 5 | 11 | 45.5% |
| Robbery | | | 0 | #DIV/0! |
| Sex Crime | | | 0 | #DIV/0! |
| Total | 11 | 7 | 18 | 38.9% |

39% of assaults have been solved. The most frequent method of assault has been using hands.

Top Reasons for Assault

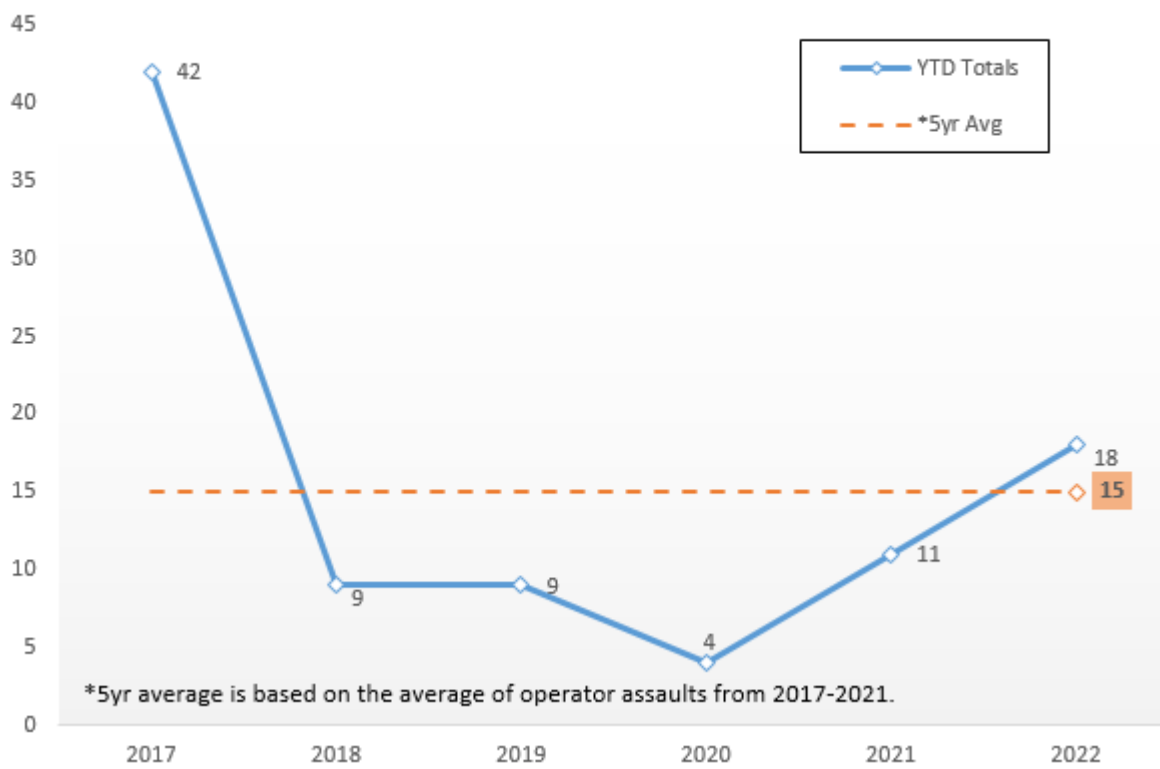
| Reason | Count |
|------------------------|-----------|
| Other | 5 |
| No Reason | 4 |
| Disorderly | 3 |
| Fare | 2 |
| Mask/Fare | 1 |
| Other/Vehicle accident | 1 |
| Mentally ill | 1 |
| Policy/Food | 1 |
| Grand Total | 18 |

Year to Date: Method of Assault



Year to Date Assaults CONTINUED

Bus/Rail Operator Assaults - YTD

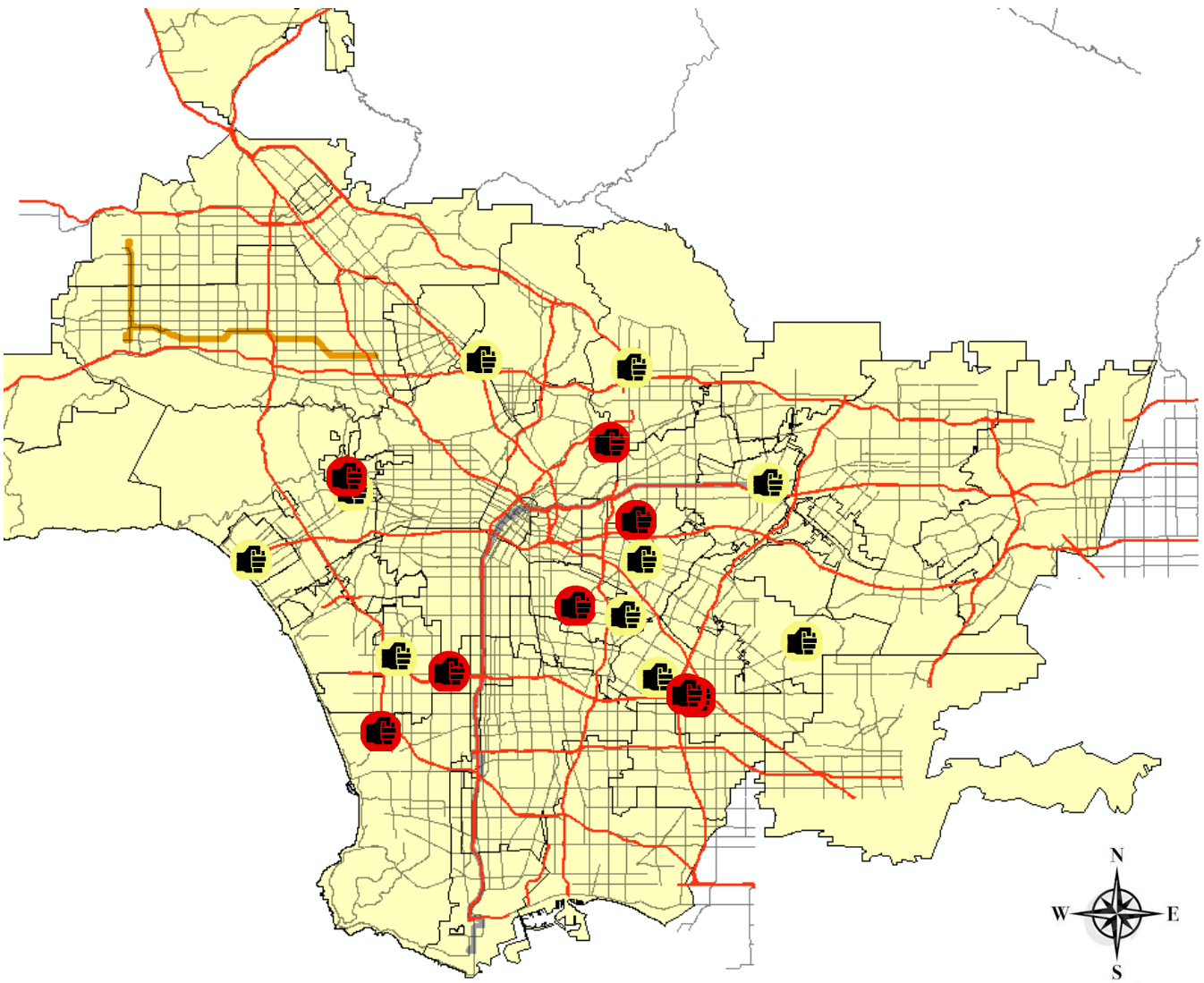


Prior to July 1st 2017, LASD patrolled the entire Metro system.



| Barrier/No Barrier | Count |
|------------------------------------|-----------|
| Not reported | 0 |
| No Barrier/Monitor | 0 |
| Operator assaulted outside barrier | 7 |
| Barrier (Not Used) | 0 |
| Barrier Used | 11 |
| Grand Total | 18 |

Of the 18 incidents reported this year, 7 occurred outside the barrier. In 11 incidents, the barrier was used.

Map of 2022 Bus/Rail Operator Assaults



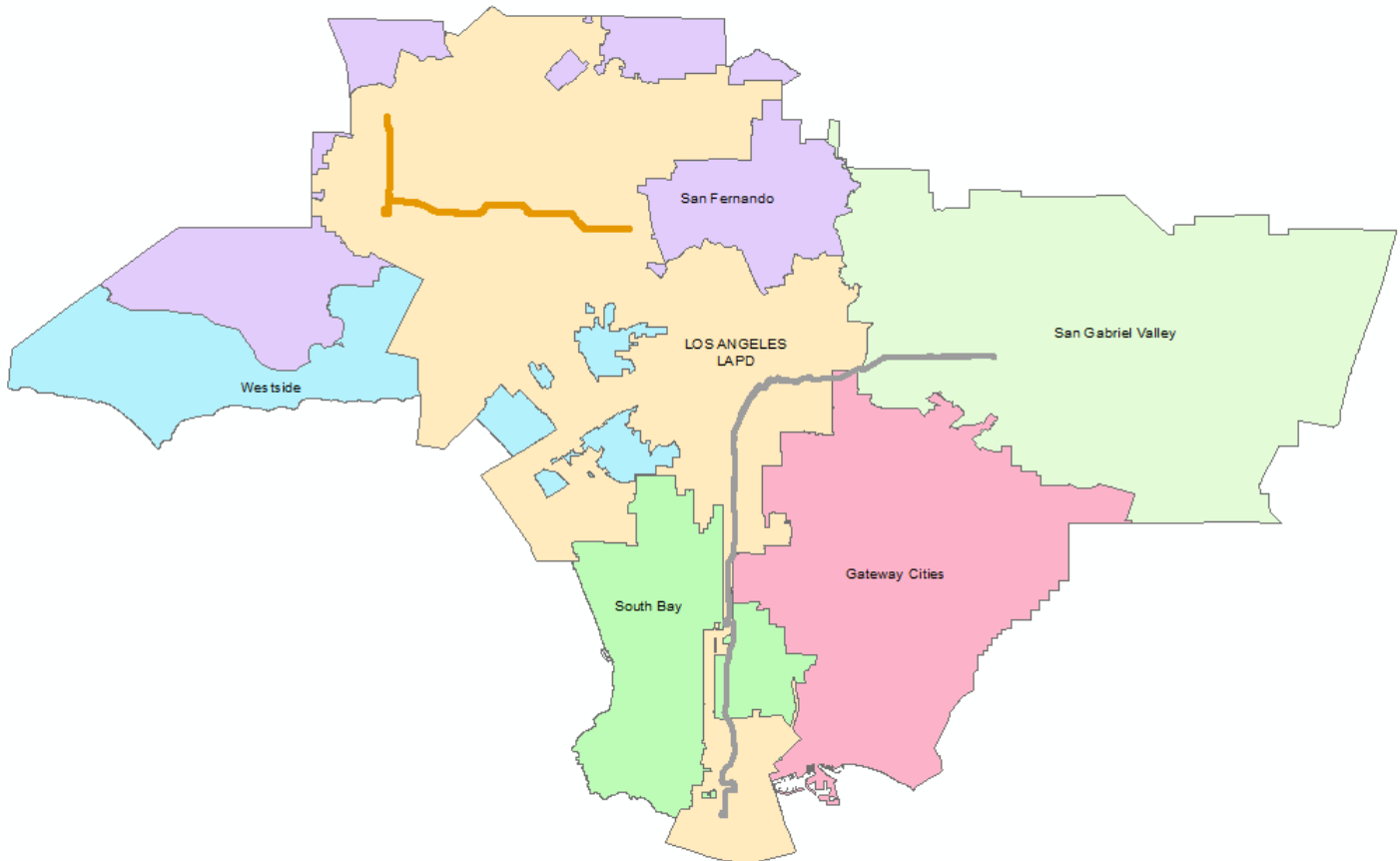
Bus Operator Assaults

-  March
-  Jan—Feb

Bus Sector and Line Statistics - YTD

| Sector | Count |
|-----------------------------|-----------|
| South Bus Gateway | 7 |
| North Bus San Gabriel | 3 |
| South Bus Westside | 2 |
| South Bus Southbay | 2 |
| North Bus San Fernando | 1 |
| South Rail Expo | 1 |
| North Bus El Monte Terminal | 1 |
| South Rail Green | 1 |
| Grand Total | 18 |

| Line | Count |
|--------------------|-----------|
| L258 | 2 |
| L111 | 2 |
| L94 | 1 |
| C Line | 1 |
| L266 | 1 |
| L18 | 1 |
| L120 | 1 |
| L204 | 1 |
| L-Unk | 1 |
| L207 | 1 |
| L117 | 1 |
| L217 | 1 |
| E Line | 1 |
| L662 | 1 |
| L70 | 1 |
| L287 | 1 |
| Grand Total | 18 |



Sexual Crime / Harassment Calls for Service March 2022

| March 2022 Incident Type & Totals | | | | | |
|-----------------------------------|----------|----------|----------|-----------|-----------|
| | LAPD | LASD | LBPD | MTS | SSLE |
| Sexual Harassment | 0 | 0 | 0 | 3 | 3 |
| Sexual Battery | 4 | 0 | 0 | 0 | 4 |
| Lewd Conduct | 1 | 0 | 0 | 3 | 4 |
| Indecent Exposure | 1 | 1 | 1 | 6 | 9 |
| Rape | 0 | 1 | 0 | 1 | 2 |
| TOTAL | 6 | 2 | 1 | 13 | 22 |

| Counseling Information Provided | |
|---------------------------------|------------|
| | March 2022 |
| YES | 19 |
| NO- If no, why? | 3 |
| Gone On Arrival | 0 |
| Did Not Have Info | 0 |
| Telephonic Report | 3 |
| Not Offered | 0 |
| Refused | 0 |
| Officer Witnessed Incident | 0 |
| TOTAL | 22 |

| March 2022: Dept. Average Incident Response Time Sex Crime / Harassment Measured in Minutes | | | |
|--|--|---|--|
| Agency | Time Tracking: Incident Rpt. To Call Created | Time Tracking: Call Generated To On Scene | Time Tracking: Incident Rept. To On Scene |
| LAPD | 1 | 6 | 6 |
| LASD | 1 | 2 | 3 |
| LBPD | 0 | 0 | 0 |
| MTS | 0 | 14 | 10 |
| DEPT AVERAGE | 0 | 8 | 7 |

Metro Public Safety Advisory Committee

General Committee Meeting #24

Meeting Summary

Wednesday, April 06, 2022

5:00 – 7:00 p.m.

I. Call to Order

a. **Zoom Meeting Protocols**

- i. Facilitator Richard France called the meeting to order. Facilitator Thomson Dryjanski announced Spanish and American Sign Language interpretation services would be available during the meeting.

b. **Agenda**

- i. Facilitator France reviewed the agenda for the meeting.

c. **Roll Call**

Present: Andrea Urmanita, Ashley Ajayi, Carrie Madden, Darryl Goodus, Florence Annang, Charles Hammerstein, Sabrina Howard, Glenda Murrell, James Wen, Jose Raigoza, Maricela de Rivera, Chauncey Smith, Constance Strickland, Mohammad Tajsar, Chauncey Smith, Esteban Gallardo, Ma'ayan Dembo, Clarence Davis

Absent: Scarlett de Leon, Raul Gomez, Florence Annang, Jessica Kellogg, Sabrina Howard

d. **Approval of Meeting Minutes for 03/16/22**

- i. Committee members voted to approve the meeting minutes for the March 16th, 2022, meeting.
- ii. Meeting minutes were approved unanimously.

II. General Public Comment

Public comment was taken from meeting participants. There were no requests for public comments.

- a. Commentor stated that the use of the word “behavior” to address issues on buses is correct. They added the quality of buses and trains is declining, especially in regards to smoking and littering.

III. Discussion

I.

Approval of budget recommendations

Committee members reviewed and voted to approve the [PSAC Metro FY23 Budget Guidance](#) document.

- a. **Context Setting:** Facilitator France reviewed the revised key takeaways from the budget guidance document, including the recommendations to revise budget categories and increase investments in alternatives.
- b. **Gratitude and next steps:** Member Davis shared that he is grateful to have been able to help shape budget recommendations and work with Metro staff. He added that he hopes Metro incorporates recommendations and can share updates a year from implementation.
- c. **Public Comment**
 - i. Commentor Fung shared that dissatisfaction with LASD, coupled with an increase in their budget demonstrates a lack of accountability on Metro's part. They look forward to having transit ambassadors on board Metro vehicles.
- d. **Law enforcement budget decrease:** Member Tajsar asked committee members if they are in favor of including a recommendation that specifically calls for a decrease in the policing contract funding.
 - i. Member Smith expressed support for member Tajsar's recommendation and reminded members of the previous [recommendations](#) PSAC approved on the contracts.
 - ii. Member Wen asked members to reflect on comments from riders who indicate they are not seeing any security on trains or platforms.
 1. Member Tajsar responded that the goal of this recommendation is to increase non-armed personnel present in stations and vehicles.
 - iii. Member Goodus shared that he does not support reducing the law enforcement budget or going towards a non-contracted model.
 1. He also asked members to reflect on the increasing drug epidemic and the specialized training it will need.
 2. Finally, he added that he agrees Metro security and law enforcement does require improvements and supports a gradual reduction in the future.
 - iv. Member Dembo stated she supports decreasing funding for law enforcement but also feels confident in the current proposal for the next year's budget.
 - v. Member Smith added that the way the budget is currently structured, there are line items for security and law enforcement that are not obtuse in their naming. He recommended increased transparency in naming for the general public to understand who is the end recipient of these line items.
 - vi. Member de Rivera shared she is comfortable moving forward with the recommendations but appreciates comments from other members.

- e. **Office of Race and Equity:** Member Smith recommended that the proposal be modified to include a line item that would fund integrating the Office of Equity and Race to consult on all of Metro's public safety programs.
- f. **Modified Proposal:** Facilitator France asked members if they supported moving forward with the proposal with the following additions:
 - 1. Understanding that this document focuses on the coming year's Public Safety Budget, the committee asked to explicitly mention that its long-term vision is for Metro to transition away from the policing contracts and move to being served by non-contracted law enforcement. This directive was previously approved by the committee in this document.
 - 2. The committee requested additional detail be added to the takeaway regarding "Recategorization and Increased Transparency When Naming Budget Items."
 - 3. The committee requested the creation of a line item in future Public Safety Budgets that would fund coordination between the Office of Race and Equity and System Safety & Law Enforcement on public safety program development and implementation.
- ii. Vote to approve PSAC's Budget Recommendations for FY23
 - 1. Yes: 9 No:1 Abstain:1
 - 2. The item was approved

Introduction to Code of Conduct Workplan

Metro staff presented on their proposal for revisions to the Code of Conduct and responded to questions and comments from committee members.

- a. **Context setting:** Facilitator Mahdi provided an overview of the code of conduct process thus far and invited members from the community engagement ad hoc committee to share insights from their discussion with Metro. Notes from that meeting can be found [here](#).
 - i. Member de Rivera shared the conversation the ad hoc committee had around the use of the word "behaviors, communicating policies on bus and trains, and the effectiveness of signage.
- b. **Presentation:** Metro staff presented their work to date on the code of conduct. The goal is to ensure Metro provides a safe and secure transit experience.
- c. **Questions and comments:**
 - i. Member Smith stated that substantive provisions of the code of conduct need to be revised or completely stricken from the document because many of the current policies are proxies for targeting people that are homeless, of color, or have mental health issues.
 - 1. He cited alternatives such as bigger seats to avoid people taking up multiple

seats and more bathrooms to prevent public urination.

2. Metro staff shared that the goal of revising the code of conduct is to identify provisions that disproportionality impact vulnerable communities and invited more members to provide recommendations.
 - ii. Member Strickland shared that she is hesitant of the impact of a modified code of conduct if the environment on Metro stations, trains, and buses does not improve.
 - iii. Member Garcia posed the question of what the responsibility should be for riders as stewards.
 - iv. Member Madden shared that while having larger seats could be helpful, presently people with mobility issues are not able to access seats designated for riders with disabilities because of riders that unnecessarily take up multiple seats.
 1. She also shared that there are people with sight issues and different abilities that might not be able to relate to signage easily and urged Metro to have different ways of disseminating new policy information.
 - v. Member Davis shared the correlation of the lack of public spaces with negative behavior on buses and trains.
 1. Davis added that campaigns to increase policy compliance need to have more collaboration with community members.
 2. Member Smith also stated the importance of centering humanity when reimagining the Code of Conduct, as per PSAC's Mission and Values.
- d. **Next Steps:** Facilitator France shared a preview of the feedback questions the facilitation team will pose at the next meeting.

IV. General Public Comment

Public comment was taken from meeting participants.

- a. Commentor Fung shared that they appreciate the robust discussion and the need for accountability. They requested the ability for comments from the public to be longer than a minute.

V. Adjournment

- a. Meeting adjourned at 7:01 p.m.

VI. Next Steps

- a. The committee will reconvene on 04/20/22.

Metro Public Safety Advisory Committee

General Committee Meeting #25

Meeting Summary

Wednesday, April 20, 2022

5:00 – 7:00 p.m.

I. Call to Order

a. Zoom Meeting Protocols

- i. Facilitator Richard France called the meeting to order. Facilitator Thomson Dryjanski announced Spanish and American Sign Language interpretation services would be available during the meeting.

b. Agenda

- i. Facilitator France reviewed the agenda for the meeting.

c. Roll Call

Present: Andrea Urmanita, Ashley Ajayi, Carrie Madden, Darryl Goodus, Florence Annang, Charles Hammerstein, Glenda Murrell, James Wen, Jose Raigoza, Maricela de Rivera, Chauncey Smith, Constance Strickland, Mohammad Tajsar, Esteban Gallardo, Ma'ayan Dembo, Clarence Davis

Absent: Scarlett de Leon, Raul Gomez, Jessica Kellogg, Sabrina Howard

d. Approval of Meeting Minutes for 04/06/22

- i. Committee members voted to approve the meeting minutes for the April 6th, 2022 meeting.
- ii. Meeting minutes were approved unanimously.

e. Ad-Hoc Subcommittee Meeting Summaries

II. General Public Comment

Public comment was taken from meeting participants.

- a. Commentor urged PSAC members to intervene in Metro's proposed intelligence framework and Code of Conduct because they are not consistent with PSAC's previous recommendations.
- b. Commentor shared appreciation for Metro's work on the Gender Action Plan.

III. Discussion

Dissenting Opinion: Discussion of Process and Q&A

Committee members discussed the process for submitting a dissenting opinion on the committee's recommendations on the policing contracts that passed in January.

- a. **Context Setting:** Facilitator France reviewed PSAC's process and invited the opinion's authors to provide more information on their areas of concern.
- b. **Timing:** Member Madden shared that she voted no on recommendations because they seemed to move too fast for the disabled and older adult communities she represents.
 - i. Member Garcia agreed that the timing feels rushed but also sympathized with a sense of urgency in light of the Sheriff's recent comments.
- c. **Shift from Contracted Law Enforcement:** Member Goodus commented that he voted against the recommendations because he feels transit ambassadors and other programs will need law enforcement during their initial implementation. He cited South Pasadena as a city that did not support a non-contracted model.
 - i. Member Tajsar mentioned that Metro's crime data demonstrates that crime on Metro has either stayed the same or decreased since 2017.
 - ii. Member Raigoza shared that in the areas where he supervises Metro buses, he has seen an increase in calls for onboard disruptions in the last two to three months. He has also noticed de-escalation efforts have not been effective recently. He reiterated his support for a layered approach to security on Metro.
 - iii. Member Garcia added that it is important to involve other government partners and their resources to support Metro's public safety efforts.

Review of Code of Conduct Recommendations

Committee members discussed and voted to approve their recommendations on Metro's Code of Conduct.

- a. **Committee Reactions:**
 - i. Member Madden thanked members for reading attachment A – the memorandum from CALIF-ILC – and clarified that the authors of the document are community members, not paid CALIF employees.
 - ii. Member Raigoza shared that having the Code of Conduct in place allows operators and security to be able to have a framework for ensuring safe rides.
 1. Member Murrell thanked member Raigoza for highlighting the importance of the Code of Conduct and stressed its importance to ensure the safety of disabled and older adult riders.
 - iii. Member Wen shared concern around Attachment A's recommendation for the enforcement of 6-05-120.A, prohibiting loitering in Metro facilities and vehicles. He suggested the recommendation to increase enforcement against loitering be struck

from the recommendation.

1. Facilitator France shared that Attachment A does not represent PSAC's views and therefore will not be edited. Instead, additional clarification was added to Recommendation #11.

b. **Presentation from Metro:** Metro staff stated that ensuring all Metro users have a safe and dignified experience is a responsibility shared by riders and the agency. They will be structuring the code as expectations instead of behaviors, producing recognizable signage, separating penal code items from administrative codes, and investing in the TransitWatch application.

- i. Member Ajayi asked for some clarification on who will be enforcing the code of conduct.
 1. Gina responded that transit security officers will be handling fare enforcement and code of conduct.
 2. Member Ajayi asked what the role of transit ambassadors will be in enforcing the code of conduct.
 - a. Metro staff responded that transit ambassadors will not be enforcing code of conduct.
 3. Facilitator France asked what enforcement currently looks like on the system.
 - a. Member Raigoza shared that he has never seen someone being ticketed on a bus. He stated Metro operators try to focus on intervention.
 - i. Member Davis responded that he has not seen many being ticketed but the few he has witnessed have been Black riders.
 - b. Member Murrell also agreed that they rarely enforce fare and commented on the importance of training for operators to ensure effective communication.

c. **Discussion**

- i. **Using a different mechanism:** Member Tajsar shared that the codes are problematic because they are punitive, rather than infractions and that many of the policies are quality of life issues. He also raised concerns that the Code of Conduct is being used as a mechanism to target specific groups of people.
 1. Member Raigoza expressed support for Member Tajsar's comment. He shared an experience with a rider that would have been removed due to extreme odor but still needed to ride the bus due to life-threatening illness to highlight the gray area of the Code's policies.
 2. Member Tajsar agreed with Member Raigoza and suggested that some of

the things included in the Code of Conduct may not belong.

- ii. **Safety of Operators:** Member Davis stated that there should be more attention and resources dedicated to preventing attacks on operators and ensuring their safety.
- iii. **Street Vendors:** Member Ajayi recommended that the committee remove the prohibition against vendors and suggested more space be made to include them in Metro areas.
- iv. Member Garcia shared that they don't agree with Recommendation #9, as Metro needs to establish standards for what is allowed in enclosed spaces of the vehicles. They provided the example of excessive noise and how it may impact riders with noise sensitivities.
 - 1. Member Tajsar restated his point on the importance of establishing a model for reconciling conflicts between riders and acknowledging that the current Code of Conduct doesn't achieve that.
- d. **Modified Proposal:** Facilitator France asked members if they supported moving forward with the proposal with the following edits
 - 1. Recommendation #9: add additional context specifying that PSAC does not support a punitive Code of Conduct mechanism to solve the systemic issues on the Metro transit system.
 - 2. Recommendation #9: add sections 6-05-090.A-B to the table. This addition to the recommendations requests the removal of language barring commercial activity in Metro facilities or vehicles.
 - 3. Recommendation #14: add recommendation for a Metro public safety advertising campaign promoting safety for riders, community members, and Metro employees and vehicle operators.
- e. **Public Comment**
 - i. Commentor shared that, as a rider, they have never seen the code of conduct enforced and have had instances where they could not hear the public safety address system because of loud music being played
- f. **Voting Action**
 - i. Vote to approve PSAC's code of conduct recommendations
 - 1. Yes:10 No:0 Abstain:2
 - 2. The item was approved

IV. General Public Comment

Public comment was taken from meeting participants.

- a. Commentor wrote in support of LA County Sheriff's bid to provide police services for the LA Metro system. They referenced the violence they have experienced as a rider on Metro.
- b. Commentor asked if there has been any research in establishing a number where riders can

text or call in to have an automated message play on cars or trains regarding the Code of Conduct.

V. Adjournment

- a. Meeting adjourned at 7:10 p.m.


VI. Next Steps

- a. The committee will reconvene on 05/04/22.

Monthly Update on Transit Safety & Security Performance

OPERATIONS, SAFETY AND CUSTOMER EXPERIENCE COMMITTEE

MAY 19, 2022



Crime Stats

| VIOLENT CRIMES | March 2022 | February 2022 | % Change | February 2022 | January 2022 | % Change | Jan to Mar 2022 | Jan to Mar 2021 | % Change | Jan to Mar 2022 | Jan to Mar 2020 | % Change |
|-----------------------|-------------------|----------------------|-----------------|----------------------|---------------------|-----------------|------------------------|------------------------|-----------------|------------------------|------------------------|-----------------|
| Homicide | 0 | 0 | 0.0% | 0 | 1 | -100.0% | 1 | 1 | 0.0% | 1 | 0 | N/A |
| Rape | 1 | 1 | 0.0% | 1 | 0 | N/A | 2 | 4 | -50.0% | 2 | 4 | -50.0% |
| Robbery | 33 | 30 | 10.0% | 30 | 24 | 25.0% | 87 | 46 | 89.1% | 87 | 61 | 42.6% |
| Agg Assault | 51 | 27 | 88.9% | 27 | 33 | -18.2% | 111 | 58 | 91.4% | 111 | 55 | 101.8% |
| Agg Assault on Op | 4 | 4 | 0.0% | 4 | 0 | N/A | 8 | 6 | 33.3% | 8 | 2 | 300.0% |
| TOTAL VIOLENT | 89 | 62 | 43.5% | 62 | 58 | 6.9% | 209 | 115 | 81.7% | 209 | 122 | 71.3% |

| PROPERTY CRIMES | March 2022 | February 2022 | % Change | February 2022 | January 2022 | % Change | Jan to Mar 2022 | Jan to Mar 2021 | % Change | Jan to Mar 2022 | Jan to Mar 2020 | % Change |
|------------------------|-------------------|----------------------|-----------------|----------------------|---------------------|-----------------|------------------------|------------------------|-----------------|------------------------|------------------------|-----------------|
| Burglary | 1 | 1 | 0.0% | 1 | 3 | -66.7% | 5 | 2 | 150.0% | 5 | 2 | 150.0% |
| Larceny | 56 | 47 | 19.1% | 47 | 35 | 34.3% | 138 | 66 | 109.1% | 138 | 149 | -7.4% |
| Bike Theft | 7 | 4 | 75.0% | 4 | 2 | 100.0% | 13 | 5 | 160.0% | 13 | 17 | -23.5% |
| Motor Vehicle Theft | 4 | 1 | 300.0% | 1 | 2 | -50.0% | 7 | 2 | 250.0% | 7 | 5 | 40.0% |
| TOTAL PROPERTY | 68 | 53 | 28.3% | 53 | 42 | 26.2% | 163 | 75 | 117.3% | 163 | 173 | -5.8% |
| TOTAL PART 1 | 157 | 115 | 36.5% | 115 | 100 | 15.0% | 372 | 190 | 95.8% | 372 | 295 | 26.1% |



Law Enforcement Community Engagement


Each law enforcement agency hosts community events to strengthen relationships with community members and bring awareness to safety issues.



- **Children Travel Safe Campaign:** April 14, 2022, at the San Gabriel Valley School of Arts
- **On the Move Riders Program Meeting:** April 15, 2022, at Union Station
- **Coffee With a Deputy:** April 18, 2022, at El Monte Station

Respect the Ride Campaign Update


In collaboration with Operations, Customer Experience, and Homeless Outreach and Engagement, the pilot program began on April 4th at the 7th Street and Metro Center Station.



Metro employed a layered and comprehensive approach to safety.



Custodians feel safer while conducting their duties. A comprehensive daily cleaning at 7th and Metro has transitioned to general maintenance.



Security and law enforcement personnel are visible and working together in a collaborative manner.

Respect the Ride Campaign Update

PATH teams have distributed hundreds of Metro “Care Kits” and have reported:

- 486 engagements
- 75 enrollments
- 33 housed




Street Teams engaged 41,000 customers and distributed masks



Respect the Ride Campaign Update

From April 1st through April 20th, the Blue Shirt teams have distributed:

- 1068 LIFE Brochures
- 484 LIFE Applications
- 407 TAP Cards
- 104 Transit Maps



25 patrons gave thanks for assistance with the TVMs



25 patrons stated they are happy and feel safe with security on site



130 patrons were grateful for Blue Shirt support & 115 patrons thanked the Blue Shirts for their help and support



30 patrons were very thankful for assistance at TVMs, at the Hope St. entrance

Respect the Ride Campaign Next Steps

- In effort to collect campaign feedback, the Blue Shirts have been handing out paper surveys and online surveys.
- Due to positive preliminary feedback, the pilot program has expanded to Pershing Square, Union Station, and North Hollywood stations, in addition to the bus system.
- Ten identified bus lines with the highest number of operator assaults were shared with law enforcement so they can deploy resources at the time and place where bus operators are most vulnerable.