



## Board Report

File #: 2023-0177, File Type: Oral Report / Presentation

Agenda Number: 30.

### CONSTRUCTION COMMITTEE APRIL 20, 2023

**SUBJECT: PROGRAM MANAGEMENT MAJOR PROJECT STATUS**

**ACTION: RECEIVE AND FILE**

#### RECOMMENDATION

RECEIVE AND FILE Program Management Major Project Status Report.

#### ISSUE

Program Management's major capital status report provides significant highlights regarding several major capital projects that are nearing or under construction.

#### BACKGROUND

Metro's mission is to provide a world-class transportation system that enhances the quality of life for all who live, work, and play within LA County. Program Management oversees the construction of major capital projects. The attached project status report provides significant information about the progress of 11 major capital projects (Regional Connector, Westside Purple Line Sections 1, 2, and 3, Division 20 Portal Widening Turnback, East San Fernando Valley Transit Corridor, Airport Metro Connector, G Line BRT Improvements, Gold Line Foothill Ext. Phase 2B, I-5 North County Enhancements, and I-105 Express Lanes).

#### DISCUSSION

The project status report highlights the 11 aforementioned major projects concerning cost and schedule performance, small business project participation status, safety, risk, and equity. The report highlights construction activities from January to March 2023. The safety data is based on the latest available information, consistent with reporting timelines.

#### EQUITY PLATFORM

Regional Connector	Equity - 100% (3 of 3 stations) within or adjacent to Equity Focus Communities.
Westside Purple Line Ext 1	Equity - this project is not within or adjacent to Equity Focus Communities.

Gold Line Foothill Ext. Phase 2B	Equity - 100% within or adjacent to Equity Focus Communities.
Westside Purple Line Ext 2	Equity - this project is not within or adjacent to Equity Focus Communities.
Division 20 Portal Widening Turnback	Equity - 100% within or adjacent to Equity Focus Communities.
Westside Purple Line Ext 3	Equity - 50% (1 of 2 stations) within or adjacent to Equity Focus Communities.
Airport Metro Connector	Equity - 100% within or adjacent to Equity Focus Communities.
I-5 North County Enhancements	Equity - this project is not within or adjacent to Equity Focus Communities.
I-105 Express Lanes	Equity - 70% within or adjacent to Equity Focus Communities.
G Line BRT Improvements	Equity - 65% (11 of 17 stations) within or adjacent to Equity Focus Communities.
East San Fernando Valley Transit Corridor	Equity - 100% within or adjacent to Equity Focus Communities.

## **IMPLEMENTATION OF STRATEGIC PLAN GOALS**

Strategic plan goal # 1, Metro will expand transportation options, improve the quality of its transit network and assets, and take steps to manage demands on the entire network.

## **SAFETY**

The safety national average rate is 2.4. Below are project's recordable injury rate as compared to the national average.

	<b>Project Hours</b>	<b>Recordable Injury Rate</b>	<b>Comments</b>
Regional Connector	7,750,064	0.70	Below National Average
Westside Purple Line Ext 1	8,050,082	1.02	Below National Average
Gold Line Foothill Ext. Phase 2B	1,076,685	0.37	Below National Average
Westside Purple Line Ext 2	3,153,252	2.98	Above National Average
Division 20 Portal Widening Turnback	662,502	0.60	Below National Average

Westside Purple Line Ext 3 (C1151)	1,310,241	2.90	Above National Average
Westside Purple Line Ext 3 (C1152)	1,124,006	0	Below National Average
Airport Metro Connector	280,039	2.14	Below National Average
I-5 North County Enhancements	226,353	1.76	Below National Average
I-105 Express Lanes	0	0	Not in construction
G Line BRT Improvements	0	0	Not in construction
East San Fernando Valley Transit Corridor	0	0	Not in construction

The safety data is based on the latest available information, consistent with reporting timelines.

### **NEXT STEPS**

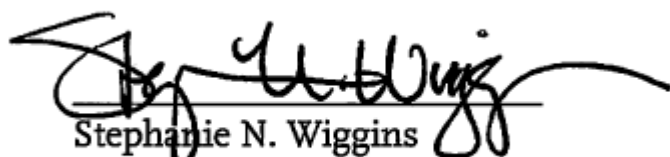
Staff will continue to work toward the completion of major capital projects. The next quarterly Program Management major project status report and updates will be in July 2023.

Prepared by:

Timothy Lindholm, Deputy Chief Program Management Officer, (Interim) (213) 922-7297

Tashai Smith, Deputy Executive Officer, Diversity & Economic Opportunities, (213) 922-2128

Reviewed by: Sameh Ghaly, Chief Program Management Officer (Interim), (213) 418-3369



Stephanie N. Wiggins  
Chief Executive Officer

# **Program Management**

## **Quarterly Major Project Status Report**

**Sameh Ghaly**













































Chief Program Management Officer (Interim)

**Construction Committee**

April 2023



# Project Budget & Schedule Status Summary Chart

Project	Cost Performance		Schedule Performance		Comments
	Variance Approved LOP	Variance Revised Budget	Variance Original	Variance Revised Schedule	
1. Regional Connector					Project is 99.2% complete. Final integrated testing is near completion. Likewise, station finishes, Art Program installations, and street roadway restorations are quickly winding down. The Project Team is partnered with Operations, Safety and Security, and Communications Departments to ready the Project for revenue service. Equity – 100% of the project is within or adjacent to Equity Focus Communities.
2. Westside Purple Line Extension-Section 1					Project is 84% complete. The current forecast Revenue Service Date is Fall 2024. The Project schedule is currently trending behind the target date, which is currently under review. Efforts to minimize schedule risk continue. Equity - This Project is not located within or adjacent to Equity Focus Communities.
3. Gold Line Foothill Extension Phase 2B					Project is approximately 67.5% complete. Construction continues full closure at Garey Ave (Pomona) or utility relocation and construction of grade crossing, station work at Glendora, San Dimas, La Verne and Pomona, OCS and alignment track installment. Equity - 100% of the project is within or adjacent to Equity Focus Communities.
4. Westside Purple Line Extension-Section 2					The Project is approximately 58% complete. Project schedule is currently trending behind the target date, which is currently under review. Project will be seeking a \$105M LOP budget increase in accordance with the APE submitted to the Board in March 2023. Equity - This project is not located within or adjacent to Equity Focus Communities.
5. Division 20 Portal Widening Turnback					Project is 48% complete. Construction continues with the demolition of Bent 13 on the 1 <sup>st</sup> . Street Bridge, demolition of West Portal Wall, installation of North Storage Yard tracks, South Storage Yard communication duct banks, Emergency Backup Power Supply stem walls. A \$75M increase in Life of Project (LOP) was approved at the February 2022 Regular Board meeting, and a second increase will be presented to the Board in April. Risk Assessment for project budget and schedule currently in development. Equity - 100% of the project is within or adjacent to Equity Focus Communities.
6. Westside Purple Line Extension-Section 3					Project is 46% complete. The Project schedule is currently trending behind with a revised forecast Revenue Service Date of Fall 2027 (previously Spring 2027). As for budget, the Project will be seeking +\$50M LOP increase for Concurrent Non-Full Funding Grant Agreement (Non-FFGA) activities. Equity - 50% of the project is within or adjacent to Equity Focus Communities.
7. Airport Metro Connector					The Project is approximately 55% complete. Steel structure installation is complete within the Rail Station area with the steel at the Metro Hub and Bike Hub area in progress and approximately 25% complete. Concrete for the rail platform is in progress with the installation of utilities in the platform area nearing completion. The installation of underground utilities throughout the site is also ongoing. Equity – (100%) of the project is within or adjacent to Equity Focus Communities.
8. I-5 North County Enhancements					Project is 22% complete. Retaining wall excavation/construction, new Weldon Canyon bridge construction, work on Butte Canyon and Castaic Creek bridges, Aerially Deposited Lead (ADL) removal, roadway excavation and base placement, and drainage/barrier work continues. Equity - This project is not located within or adjacent to Equity Focus Communities.
9. I-105 Express Lanes*					Design is 40% complete overall. Segment 1 design is 95% complete. Segment 3, 35% design has received Caltrans comments. Segment 2, 35% design will be submitted in January 2023. CMGC Phase 1 preconstruction work has initiated. Segment 1, first Opinion of Probable Construction Cost (OPCC) will be based on 95% plans. Equity: 70% of the project is within or adjacent to Equity Focus Communities.
10. G Line BRT Improvements*					Design is 35% complete. Pilot Gate construction and testing are complete. Advanced Utility Relocation (AUR) and property acquisitions are underway. Equity: 65% of the project is within or adjacent to Equity Focus Communities.
11. East San Fernando Valley Transit Corridor*					Design is 30% complete for systems, stations, MSF and utilities and 60% for guideway and civil. Advanced Utility Adjustment (AUA) inaugurals on February 16, 2023. Progressive Design Build (PDB) Contract was awarded in March 2023. Real property acquisitions are underway. Equity – 100% of the project is within or adjacent to Equity Focus Communities.

\*Projects without a LOP budget



April 2023 Construction Committee

Los Angeles County Metropolitan Transportation Authority



On target



Possible problem  
(5-10% variance)





Significant Impact  
(over 10% variance)

# Small Business Project Status Summary Chart (reflective of payments reported through January 2023)



Project	Phase	Goal Type	Contractor Commitment	Current Participation	Status	Variance from Last Reporting +/-	**Adjusted Participation %	% Complete	Comments
1. Regional Connector	Design	DBE	22.63%	24.54%	Exceeding	-.03%		100%	Regional Connector Constructors is exceeding the DBE commitment by 1.91% on Design and 3.18% on Construction.
	Construction	DBE	18.00%	21.18%	Exceeding	+.20%	23.02%	99.2%	
2. Westside Purple Line Extension-Section 1	Design	DBE	20.25%	21.98%	Exceeding	+.25%		93%	Skanska-Traylor-Shea Joint Venture (STS) is exceeding the DBE commitment by 1.73% on Design and has a 0.42% DBE shortfall on Construction. STS has a shortfall mitigation plan on file. STS reported an uptick in DBE participation of 0.98% in Construction for this reporting period.
	Construction	DBE	17.00%	16.58%	Shortfall	+.98%	16.78%	82%	
3. Gold Line/Foothill 2B	Construction	--	--	--	--	--	--	--	Reporting on this contract is handled by the Metro Gold Line Foothill Extension Construction Authority.
4. Westside Purple Line Extension-Section 2	Design	DBE	25.31%	30.07%	Exceeding	+.86%		80%	Tutor Perini/O&G, A Joint Venture (TPOG) is exceeding the DBE commitment on Design by 4.76% and has a 1.63% shortfall on Construction. TPOG has a shortfall mitigation plan on file. TPOG reported an uptick in DBE participation of 0.39% for Construction this reporting period.
	Construction	DBE	17.00%	15.37%	Shortfall	+.39%		60%	
5. Division 20 Portal Widening Turnback	Construction	SBE	19.34%	12.41%	Shortfall	+1.85%	12.65%	65%	Tutor Perini Corporation (TPC) has a 6.93% SBE shortfall and a 0.18% DVBE shortfall. TPC noted delays in the project as the reason for the shortfall. TPC has a shortfall mitigation plan on file. TPC had an uptick in both SBE/DVBE participation of 1.85% and 0.10%, respectively, this reporting period.
		DVBE	3.31%	3.13%	Shortfall	+.10%	3.19%		
6. Westside Purple Line Extension-Section 3 – Tunnels	Design	DBE	11.19%	17.97%	Exceeding	-.18%		95%	Frontier-Kemper/Tutor Perini JV (FKTP) is exceeding the DBE commitment on both Design and Construction.
	Construction	DBE	17.10%	21.70%	Exceeding	+1.11%	21.79%	89%	
6. Westside Purple Line Extension-Section 3 – Stations, Trackwork, Systems and Testing	Design	DBE	19.25%	19.19%	Shortfall	+.45%		82%	Tutor Perini/O&G, A Joint Venture (TPOG) has a 0.06% shortfall on Design and a 13.68% shortfall on Construction. TPOG contends that the Construction shortfall is the result of several scopes of work being performed on the project through substantial completion (3rd quarter 2026). TPOG reported an uptick in DBE participation of 0.45% and 0.37% on both Design and Construction, respectively.
	Construction	DBE	21.00%	7.32%	Shortfall	+.37%		37%	
7. Airport Metro Connector (Station)	Construction	SBE	20.79%	16.60%	Shortfall	-1.22%		36%	Tutor Perini Corporation's (TPC) has a 4.19% SBE shortfall and a 0.27% DVBE shortfall. TPC reported an uptick in DVBE participation of 1.81% this reporting period. An assessment for a shortfall mitigation plan will be performed at 50% completion.
		DVBE	4.96%	4.69%	Shortfall	+1.81%			
8. I-5 North County Enhancements	Construction	DBE	13.01%	7.29%	Shortfall	+1.05%		19%	OHLA USA, Inc.'s current level of DBE participation is 7.29%, representing a shortfall of 5.72%. OHLA had an uptick in DBE participation of 1.05% this reporting period.
9. I-105 Express Lanes*(Phase 1)	CM/GC	DBE	12.40%	1.98%	Shortfall	+1.98%		15%	Flatiron-Myers, A Joint Venture's current level of DBE participation is 1.98%. Flatiron-Meyers had an uptick in DBE participation of 1.98% this reporting period.
10. G Line BRT Improv.* (PDD Phase 1)	PDB	SBE	18.35%	3.54%	Shortfall	+3.54%		11%	Valley Transit Partners' current level of SBE/DVBE participation is 3.54% and 0.00%, respectively. Valley Transit Partners had an uptick in SBE participation of 3.54% this reporting period.
		DVBE	3.73%	0.00%	TBD	N/C			
11. East San Fernando Valley Transit Corridor*	PE/DSDC	SBE	25.29%	19.67%	Shortfall	+0.12		62%	Gannett Fleming, Inc (GFI) has a 5.62% SBE shortfall and is exceeding the DVBE commitment by 0.50%. GFI contends that the SBE shortfall is a result of work starting later than anticipated or put on-hold to accommodate further Metro studies. GFI has a shortfall mitigation plan on file.
		DVBE	5.54%	6.04%	Exceeding	NC			

# Regional Connector Transit Project

BUDGET				
	FFGA	Approved LOP*	Previous Period**	Current Forecast**
	\$1,402M	\$1,420M	\$1,755M	\$1,755M
	Variance from Approved LOP:		\$335M (24%)	\$335M (24%) 
	Variance from Revised Budget:		\$0	

\*At time of the award of contract – Board Approval April 2014

\*\*Excludes finance costs

SCHEDULE			Revenue Operation	
	Original	Approved Rebaseline**	Previous Period	Current Forecast
	May 2021	Fall 2022	Fall 2022	Spring 2023
	Variance from Original:		+480d (19%)	+662d (25%) 
	Variance from Revised Schedule:			+182days*** 

\*\* Substantial Completion for guideway was achieved in June 2022.

\*\*\*Computed using the last day of the season.



April 2023 Construction Committee

Los Angeles County Metropolitan Transportation Authority



On target



Possible problem  
(5-10% variance)



Significant Impact  
(over 10% variance)



# Regional Connector Transit Project

## Safety

Project Hours: 7,750,064; Recordable Injury Rate: 0.70 vs. The National Average: 2.4. Data date is through December 2022.

## Updates


- **Overall Project Progress is 99.2% complete.**
- **Little Tokyo/Arts District Station & Surrounding Area:** Final communication systems testing within the station are near complete. Plaza level architectural finishes are wrapping-up with hardscape, landscaping, and station furniture installations as the dominant activities. Fare collection installations are also closing-out.
- **Historic Broadway Station:** Station finishes activities throughout are on high-gear mode. Communication systems testing are also active. Construction of plaza and related canopy features continue. Street restorations on 2nd Street west of Broadway are near complete.
- **Grand Av Arts/Bunker Hill Station:** Art installations dominate underground activities. Completion of the Pedestrian Bridge was achieved in March. Plaza level finishes are near complete. Street restorations continue to progress around the facility.
- **Flower Street and 7th/Metro Center:** 7th/Metro Center radio installations were completed. Only a few pedestrian intersection ramps along Flower Street require final finishes.
- **Systems:** The final push for of systems integrated testing is underway to support Operations' full access to the Project's facilities for rail activation and start-up.

## Equity

- 3 of 3 stations (100%) are within or adjacent to Equity Focus Communities.



Little Tokyo/Arts District Station Plaza Level





Art installation at Historic Broadway Station



April 2023 Construction Committee





# Westside Purple Line Extension – Section 1

BUDGET				
	FFGA	Approved LOP* **	Previous Period**	Current Forecast**
	\$2,822M	\$2,774M	\$3,129M	\$3,354M
	Variance from Approved LOP:		\$355M (13%)	\$580M (21%) 
	Variance from Revised Budget:			\$0 

\*At time of the award of contract – Board Approval July 2014

\*\*Excludes finance costs

SCHEDULE			Revenue Operation	
	Original	Approved Rebaseline	Previous Period	Current Forecast*
	November 2023	Fall 2024	Fall 2024	Fall 2024
	Variance from Original:		+495d (15%)	+495d (15%) 
	Variance from Revised Schedule:			0d 

\*Current Forecast is Contractor's February 2023 Schedule update

\* The Project schedule is currently trending behind the target date. Target substantial completion date under review.

Budget and schedule are under review. The results will be reflected in future updates.

Current Forecast reflects \$225 million proposed LOP Budget increase.



# Westside Purple Line Extension – Section 1

## Safety

Project Hours: 8,050,082; Recordable Injury Rate: 1.02 vs. The National Average: 2.4.

## Updates

- **Overall Project Progress is 84% complete.**
- **Western Interface Chamber:** Temporary track between Western tail tracks and PLE1 as well as bridging beam installation is moving forward.
- **Wilshire/La Brea Station:** Entrance structure deck placement started. Track crossover and platform construction continue. Blast relief shaft appendage construction has commenced. Escalator truss placement at the passenger platform-concourse level is complete.
- **Wilshire/Fairfax Station:** Entrance structure construction is ongoing. Platform construction moves forward. Weekend decking removal and street restoration is complete. Architectural and MEP work at the platform and concourse levels moves forward.
- **Wilshire/La Cienega Station:** Above roof electrical ductbank and sanitary sewer installation is underway. Station entrance construction is ongoing. Plenum and masonry work at east and west ends of the Station progresses. Architectural and MEP work continues.
- **Tunneling**
  - **Reach 1:** Electrical and systems installation work is ongoing.
  - **Reach 2:** Track installation in the north tunnel is complete and continues in the south tunnel.
  - **Reach 3 & Tail Track:** Preparing for Reach 3 track layout. Tail track walkways have been completed.

## Equity

- This Project is not located within or adjacent to Equity Focus Communities.



**Wilshire/Fairfax**  
Entrance Structure Deck Placement





**Reach 3 Tunnel (Fairfax to La Cienega)**  
Preparation for North Tunnel Track Layout





April 2023 Construction Committee

Los Angeles County Metropolitan Transportation Authority

# Gold Line Foothill Extension Phase 2B

BUDGET				
		Approved LOP*	Previous Period	Current Forecast
		\$1,532.8 B	1,532.8 B	\$1,532.8 B
	Variance from Approved LOP:		\$0M (0%)	\$0M (0%) 
	Variance from Revised Budget:			\$0 

\* At time of the award of contract – Board Approval (June 2017)

SCHEDULE			Substantial Completion	
	Original	Approved Rebaseline	Previous Period	Current Forecast*
	January 2025	N/A	Fall 2024	January 2025
	Variance from Original:		+0d (0%)	-2d (-.10%) 
	Variance from Revised Schedule:			TBD 

\* Current Forecast is Contractor's January 2023 Schedule Update.





# Gold Line Foothill Extension Phase 2B

## Safety

- Project Hours: 1,076,685 Recordable Injury Rate: .37 vs. the National Average: 2.4.

## Updates (Metro Gold Line Foothill Extension Authority)

- **Overall Project Progress is 67.5% complete.**  
Completed construction of Route 66, 210, and 57 freeway pier protection. Construction continues throughout the alignment on light rail tracks, OCS installation, LRT Train control installation, MSE retaining walls, sound wall fencing, and stations.
- The Contractor Kiewit Parsons Joint Venture (KPJV) completed work at 29 of 37 grade crossings Glendora to Pomona, finished the freight track relocation and completed the structure work on all 4 LRT bridges.  
Four new light rail stations are under construction.  
CPUC has approved all 49 grade crossings to date.
  - *Grade Crossings approval to Montclair finalized October 2020*
- **Construction Continues as follows:**
  - Glendora, San Dimas, La Verne, and Pomona Stations.
  - Foothill/Grand Ave and Lone Hill LRT Bridges direct track fixations
  - MSE retaining walls throughout the project
  - Light rail shoulder ballast distribution and alignment track
  - LRT train control installation
- The design of the 9-mile, 4 Station extension is progressing.

## Equity



- 100% of the project is located within or adjacent to Equity Focus Communities.

Bonita / Cataract – Structure Track Direct fixation







# Westside Purple Line Extension – Section 2

BUDGET				
	FFGA	Approved LOP*	Previous Period**	Current Forecast**
	\$2,499M	\$2,441M	\$2,441M	\$2,546M
	Variance from Approved LOP:		\$0M (0%)	\$105M (4%) 
	Variance from Revised Budget:		\$0M (0%)	\$105M (4%) 

\*At time of the award of contract – Board Approval January 2017

\*\*Excludes finance costs. \$105M variance from approved LOP is forecasted in fiscal year 2024.

SCHEDULE			Revenue Operation	
	Original	Approved Rebaseline	Previous Period	Current Forecast*
	August 2025	N/A	Summer 2025	Fall 2025
	Variance from Original:		+0d (0%)	+114d (3%) 
	Variance from Revised Schedule:		+0d (0%)	+114d (3%) 

\*Contract schedule is forecasting a slippage to the contractual milestones.

The project team is identifying opportunities to mitigate and is monitoring potential impacts. Staff will provide periodic updates to the Board.



# Westside Purple Line Extension – Section 2

## Safety

- Project Hours: 3,153,252; Recordable Injury Rate: 2.98 vs. The National Average: 2.4.

## Updates

- **Overall Project Progress is 58% complete.**
- **Century City Constellation Station** (Progress as of March 9, 2023)
  - Station excavation is 85% complete.
  - Storm drain realignment outside the box is 40% complete.
- **Wilshire/Rodeo Station** (Progress as of March 9, 2023)
  - Invert slab and first level walls are 72% complete.
  - Concourse (second) level walls are 15% complete.
  - Installation of roof deck formwork in the Concourse area is complete. Rebar to be placed in March/April 2023.
- **Tunnels** (Progress as of March 9, 2023).
  - TBM tunneling on the project was completed on January 12, 2023.
  - Cross Passage (CP) work started on September 28, 2023. Two of the fourteen CPs have been excavated to date.

## Equity

- This Project is not located within or adjacent to Equity Focus Communities.





Century City Constellation Station - Excavation Progress



Wilshire/Rodeo Station - Station Box Roof Deck Form Work





# Division 20 Portal Widening Turnback

BUDGET				
		Approved LOP*	Previous Period	Current Forecast
		\$801.7 M	\$876.7 M	\$996.7 M
	Variance from Approved LOP:		\$75M (9%)	\$120M (13.7%)  **
	Variance from Revised Budget:		\$0	\$0 

\* At time of the award of contract – Board Approval (February 2020)

\*\* LOP increase request to be presented at April Board meeting and Risk Assessment for project budget and schedule currently in development

SCHEDULE			Revenue Operation	
	Original	Approved Rebaseline	Previous Period	Current Forecast*
	June 2024	Spring 2025	Summer 2025	Spring 2026
	Variance from Original:		+441d (29%)	+675(43%) 
	Variance from Revised Schedule:			+234 (15%) 

\* Current Forecast is Contractor's Schedule Update.





# Division 20 Portal Widening Turnback

## Safety

Project Hours: Project Hours: 662,502   Recordable Injury Rate: .60 vs. The National Average: 2.4.

## Updates

- **Overall Project Progress is 48% complete.**

Portal West demolition, 1<sup>st</sup> St. Bridge Bent 13 demolition, North Yard storage special tracks and South Yard CS duct banks .

- **C1136 TPC Portal Widening Turnback Contract**

PWT C1136 Contract progress is 49%.

North Yard storage special track install - South Yard communication duct banks Portal demolition commenced - 1st. St. Bridge Bent 13 demolition

**Major Change Orders to Date:**

Hazardous Material Removal.

1<sup>st</sup> St Bridge Repairs of Differing Site Conditions.

Completion of early utility Contracts.

3<sup>rd</sup> Party Interfaces.

Design Revisions (*in progress*).

- **C1184 C3M Traction Power Substation Contract** at 75%

- **Coordination with Adjacent Projects**

Purple Line Extension (PLE1), Regional Connector;

Metro Center Project, HR4000 and A650 Vehicle Delivery.

- **Continued Regular risk assessments to determine budget/schedule**

## Equity

- **100% of the project is located within or adjacent to Equity Focus Communities.**



West Portal Wall Demolition

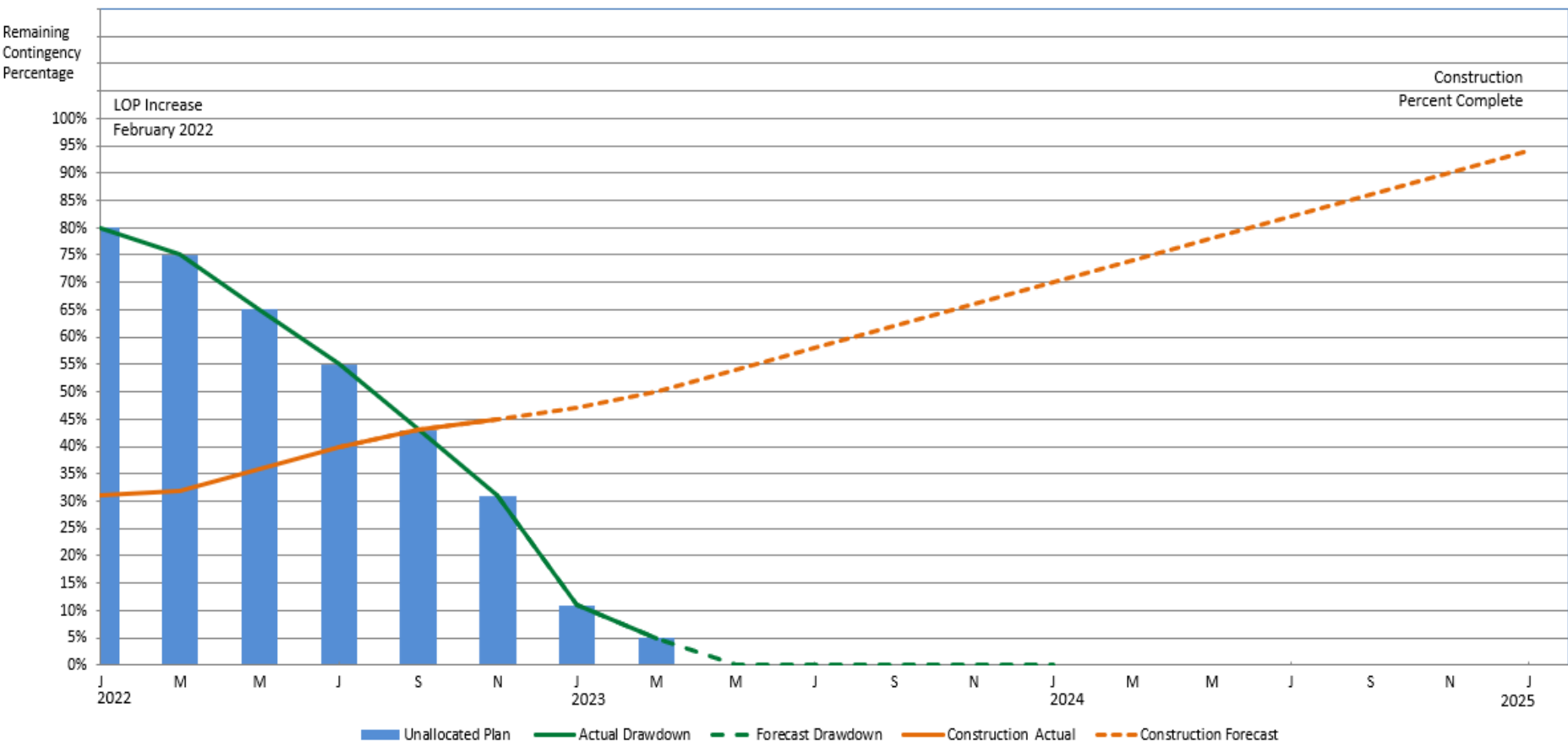


April 2023 Construction Committee





# Division 20 Portal Widening Turnback

Unallocated Contingency Drawdown with Construction Percent Complete Comparison





April 2023 Construction Committee

# Westside Purple Line Extension – Section 3

BUDGET				
	FFGA	Approved LOP*	Previous Period**	Current Forecast**
	\$3,599 M	\$3,224 M	\$3,224 M	\$3,274 M
	Variance from Approved LOP:		\$0M (0%)	+\$50M (1.6%) 
	Variance from Revised Budget:			\$0 

\* At time of the award of contract – Board Approval February 2019

\*\* Excludes finance costs. Current Forecast +\$50M LOP (Non-FFGA) primarily for VA Parking Structure and addition of hi-rail vehicle storage in the tail track area.

SCHEDULE			Revenue Operation	
	Original	Approved Rebaseline	Previous Period	Current Forecast*
	March 2027	N/A	Spring 2027	Fall 2027
	Variance from Original:		+0d (0%)	+181d (5.4%) 
	Variance from Revised Schedule:			TBD 

\* Contract schedule is forecasting a slippage to the contractual milestones.

The project team is identifying opportunities to mitigate and is monitoring potential impacts. Staff will provide periodic updates to the Board.



# Westside Purple Line Extension – Section 3

## Safety

Project Hours: 2,434,247; Recordable Injury Rate: 1.56 vs. The National Average: 2.4.

- C1151: Project Hours: 1,310,241; Recordable Injury Rate: 2.90.
- C1152: Project Hours: 1,124,006.; Recordable Injury Rate: 0.0.
- Updates

■ Overall Project Progress is 46% complete.

■ Final design progress is 97% complete.

### ■ Tunneling

- Both Tunnel Boring Machines (TBMs) continue mining towards Constellation Station east of Century Park West towards the Westfield Mall. Progress as of March 3, 2023, is as follows:
- Iris “BR TBM” (westbound subway tunnel) – Reach 6: 8,729 ft. (91%), overall: 12,707 ft. (94%).
- Aura “BL TBM” (eastbound subway tunnel) – Reach 6: 8,578 ft. (89%), overall: 12,540 ft. (92%).

### ■ Westwood/UCLA Station

- Excavation is approximately 16% complete and continues. At the main station entrance and station box, lookouts are being installed in preparation for Level 2 struts.

### ■ Westwood/VA Station

- Excavation is approximately 17% complete and continues. Installation of struts continues. At Level 1, 53% of the struts are installed. At Level 2, 23% of the struts are installed.
- The VA steam tunnel relocation work continues; Mechanical, Electrical, and Plumbing fit-out inside the steam tunnel (75% complete).
- Backfilling around the steam tunnel vaults remains at 90%.

## Equity

- 1 of 2 stations (50%) are within or adjacent to Equity Focus Communities.





Westwood/UCLA Station: Excavation underneath Wilshire Blvd





Westwood/VA Station: Excavating station for Level 2 Bracing



# Airport Metro Connector (AMC) Project

BUDGET				
		Approved LOP*	Previous Period	Current Forecast
		\$898.6M	\$898.6M	\$898.6M
	Variance from Approved LOP:		\$0M (0%)	\$0M (0%) 
	Variance from Revised Budget:			\$0 

\* Approved April 2021 Board

SCHEDULE			Revenue Operation	
	Original	Approved Rebaseline	Previous Period	Current Forecast*
	N/A	N/A	Fall 2024	Fall 2024
	Variance from Original:		+0d (0%)	+0d (0%) 
	Variance from Revised Schedule:			N/A 

\* Current Forecast is Metro's August 2022 Schedule Update





# Airport Metro Connector (AMC) Project

## Safety


Project Hours: 280,039; Recordable Injury Rate: 2.14 vs.  
The National Average: 2.4.

## Updates

- **Overall project progress is 55% complete.**
- Primary Station Construction at 38% completion
  - Steel structure and metal decking at the Rail Platform is complete with steel work now focused on the main hub and bike hub areas.
  - Rail platform work continues with concrete and utility installations.
  - Light gauge roof framing has begun over the Rail Platform area.
  - LADWP underground infrastructure on Aviation Blvd related to AMC has begun.

## Equity



- 100% of the project is located within or adjacent to Equity Focus Communities.





April 2023 Construction Committee

Los Angeles County Metropolitan Transportation Authority

# I-5 North County Enhancements

BUDGET				
		Approved LOP*	Previous Period	Current Forecast
		\$679.3M	\$679.3M	\$679.3M
	Variance from Approved LOP:		\$0M (0%)	\$0M (0%) 
	Variance from Revised Budget:			\$0 

\* At time of the award of contract - Board Approval (March 2021)

SCHEDULE			Substantial Completion	
	Original	Approved Rebaseline	Previous Period	Current Forecast**
	July 2016	N/A	Summer 2026	Summer 2026
	Variance from Original:		+0d (0%)	+0d (0%) 
	Variance from Revised Schedule:			N/A 

\*\* The Contractor's last Update shows minor slippage, but Metro has not accepted the Critical Path and expects this slippage to be corrected





# I-5 North County Enhancements

## Safety

Project Hours: 226,353; Recordable Injury Rate: 1.76  
vs. The National Average: 2.4.

## Updates

- **Overall Project progress is 22% complete.**
- Construction Stage 1, Phase 1 & 2:
  - Partial Demolition/Pile Driving/Footing and Abutment/Bent Construction on several bridges.
  - Retaining Walls, Drainage, Barrier/Roadway Demo, Excavation, and Base Placement.
- Project Team continues to coordinate with stakeholders: Caltrans, Federal Highway Administration (FHWA), City of Santa Clarita, Los Angeles County, CHP, NPS, CDFW, and other local stakeholders.

## Equity

- This project is not located within or adjacent to Equity Focus Communities.



Rain and snow conditions caused closures north and south of project



Paving Lean Concrete Base (LCB) in the Median On-Going



Structural Excavation for RW-2708



Carpentry work at Butte Canyon Bridge



April 2023 Construction Committee




# Projects without Life of Project (LOP) Budget



- **105 Express Lanes**
- **G Line BRT Improvements Project**
- **East San Fernando Valley Transit Corridor**





# 105 Express Lanes

BUDGET				
		Approved Budget to Date	Previous Period	Current Forecast
	Pre-Construction	\$119.4 M	N/A	\$119.4m
	Project	\$119.4 M	N/A	\$780M - \$1B
	Variance from Approved Pre-Construction Budget:		\$0M (0%)	\$0M (0%) 
	Variance from Approved LOP:		\$0M (0%)	\$0M (0%) 
	Variance from Revised Budget:			N/A 

SCHEDULE			Revenue Operation	
	Original	Approved Rebaseline	Previous Period	Current Forecast
	N/A	N/A	N/A	Spring 2028
	Variance from Original:		+0d (0%)	+0d (0%) 
	Variance from Revised Schedule:		N/A	N/A 



# 105 Express Lanes

## Safety

Project Construction Hours: 0; Recordable Injury Rate:  
N/A vs. The National Average: 2.4.

## Updates

- **Design Seg 1 is 95%, Seg 2/3 35% complete.**
- **Progress:**
  - Dominquez Channel existing highway easement and construction permit will be on LA County May '23 Board Meeting
  - Opinion of Probable Cost (OPCC) and Independent Cost Estimate (ICE) was submitted on Seg. 1.
  - ROM for Seg 2/3 has been received from CMGC contractor.
  - Seg. 1 100% design submittal scheduled for April 2023.
  - Workshops between 105 CMGC and WSAB team for construction and schedule coordination are ongoing.
  - Workshops between 105 CMGC and Metro MOW groups to discuss median construction work are ongoing.
  - Draft SB 1 funding allocation request was submitted to Caltrans
  - Staff updating the Traffic and Revenue Study.

## Equity

- 70% of the project is within or adjacent to Equity Focus Communities.



Traffic on 105 Freeway Westbound






The Project Map





April 2023 Construction Committee

# G Line BRT Improvements Project

BUDGET				
		Approved Budget to Date	Previous Period	Current Forecast
	Pre-Construction	\$149.7M	\$149.7M	\$149.7M
	Project	\$149.7M	N/A	\$392-511M
	Variance from Approved Pre-Construction Budget:		\$0M (0%)	\$0M (0%) 
	Variance from Approved LOP:		\$0M (0%)	\$0M (0%) 
	Variance from Revised Budget:			\$0M 

\* Project will work within the annual budget constraints until LOP is established.

SCHEDULE			Revenue Operation	
	Original	Approved Rebaseline	Previous Period	Current Forecast*
	N/A	N/A	N/A	December 2026
	Variance from Original:		+0d (0%)	+0d (0%) 
	Variance from Revised Schedule:			N/A 

\* Current Forecast is Metro's Internal Schedule, Baseline schedule is not yet approved at time of update.

\*\* Approved LOP only includes the Pre-Construction Budget. The project will request the remaining LOP budget upon award of the PDB Contract Phase 2.





# G Line BRT Improvements Project

## Safety

Project Construction Hours: 0; Recordable Injury Rate:  
N/A vs. The National Average: 2.4.

## Updates

- **Progressive Design Build Contract**
  - 30% design underway for stormwater capture, grade separations and bike path improvements key elements
  - Technology Evaluation for gated intersections complete and proceeding into Proof of Concept phase with recommended cloud tech solution for gate activation
  - Geotech Investigations and Survey underway
- **Utility Owner-performed AURs**
  - Sepulveda – removal of poles and overhead wires pending PDB contractor installation of new power service.
  - Vesper – DWP crews completed cable pulling in August, Charter construction start pending City permit approval.
  - Sylmar – DWP undergrounding near completion. Charter planning to vacate line.
- **Property Acquisitions**
  - Eight acquisitions underway
  - Offers presented to owners between March 31, 2022, and May 24, 2022.
  - Board adopted the Resolution of Necessity for all properties in August 2022.

## Equity

- 11 of 17 stations (65%) are within or adjacent to Equity Focus Communities.








*Geotech- percolation testing for stormwater capture scope*



**April 2023 Construction Committee**

# East San Fernando Valley Transit Corridor

BUDGET				
		Approved Budget to Date	Previous Period	Current Forecast
	Pre-Construction	\$496.9M	N/A	\$496.9M
	Proposed FFGA	\$3.57B	N/A	\$3.57B
	Variance from Approved Pre-Construction Budget:		\$0M (0%)	\$0M (0%) 
	Variance from Approved LOP:		\$0M (0%)	\$0M (0%) 
	Variance from Revised Budget:			\$0M 

SCHEDULE			Revenue Operation	
	Original	Approved Rebaseline	Previous Period	Current Forecast*
	N/A	N/A	N/A	2030
	Variance from Original:		+0d (0%)	+0d (0%) 
	Variance from Revised Schedule:			N/A 

\* Current schedule forecast reflects Metro's Draft Baseline Schedule. Approval is pending.



# East San Fernando Valley Transit Corridor

## Safety

Project Hours\*: 0; Recordable Injury Rate: N/A vs. The National Average: 2.4. \*AUA inaugurals on February 16, 2023.

## Updates

- **Design is 30% complete for systems, stations, MSF and utilities.**
- **Design is 60% complete for guideway and civil.**
- **Construction Management Support Services Contract**
  - Notice to Proceed (NTP) given to Arcadis / Mott MacDonald (AMM) Joint Venture November 4, 2022.
- **Maintenance and Storage Facility (Solar Energy & Storage)**
  - NTP on December 7, 2022 to PCS Energy LLC for the Public-private partnership (P3) Contract.
  - Maximum duration of 15 years, with three phases of work.
- **Advance Utility Adjustment (AUA) Contract DWP Design 1**
  - NTP on December 1, 2022 to W.A. Rasic Construction Company, Inc.
  - Field investigation work began February 16, 2023
- **Progressive Design Build Contract**
  - Progressive Design Build (PDB) Contract proposals received November 2022
  - Notice of Award was sent February 23, 2023
  - Anticipated NTP on April 7, 2023
- **Property Appraisals underway**
  - Appraisal contracts awarded on August 11, 2022.
  - NTP in December 2022 to two real estate property appraisal, and three fixtures appraisal firms.
  - Appraisals commenced in January/February 2023.
  - Acquisition anticipates to commence in July/August 2023.

## Equity

- 100% of the project is within or adjacent to Equity Focus Communities.



**W.A. Rasic crew saw cutting pavement on Van Nuys Blvd. near Hartland St.**



**W.A. Rasic crew performing potholing on Van Nuys Blvd.**



**April 2023 Construction Committee**