



File #: 2023-0383, File Type: Informational Report

Agenda Number: 29.

**REGULAR BOARD MEETING
MAY 25, 2023**

SUBJECT: MONTHLY UPDATE ON PUBLIC SAFETY

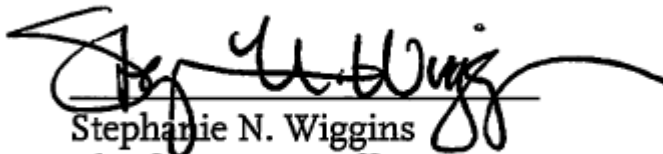
ACTION: ORAL REPORT

RECOMMENDATION

RECEIVE oral report on Public Safety.

Prepared by: Robert Gummer, Deputy Executive Officer, Administration, (213) 922-4513

Reviewed by: Gina Osborn, Chief Safety Officer (213) 922-3055



Stephanie N. Wiggins
Chief Executive Officer

Monthly Public Safety Update

Gina Osborn
Chief Safety Officer

Deployment Campaign Updates

Drug-Free Metro Campaign

- The pilot on the Red and Purple Lines was extended for 90 days.
 - 17.8% decrease in overall Customer Complaints of drug use to our call center
 - 36.6% reduction in Transit Watch reporting by Ambassadors on drug-related issues.
 - 436 citations and 264 warnings issued by Metro Transit Security Officers.
 - Law enforcement conducted over 330 drug-related arrests.

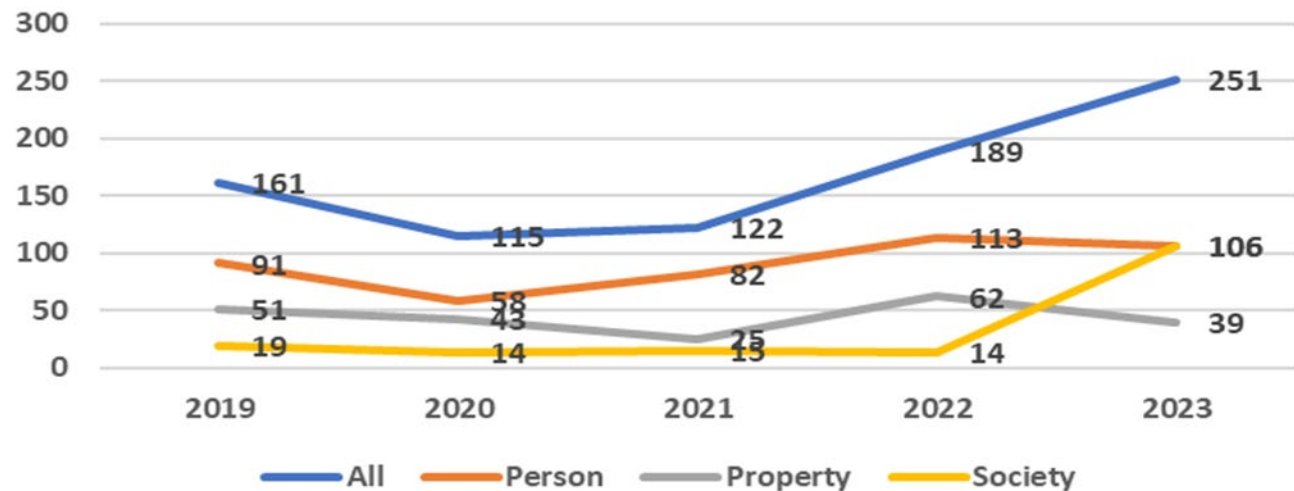
Supplemental Visible Deployment

- On April 24, Metro launched a supplemental deployment to increase the visible presence of LASD and LAPD on the Red and Purple Lines.
- Results during the reporting period of 4/24/2023-5/12/2023:
 - Citations: 180
 - Warnings: 200
 - Arrests:74
 - Homeless Outreach by LE units: 419.
 - Homeless Outreach by LE Accepted: 251

March 2023 Crime Stats (Rail)

Arrests up, violent crimes down as a result of deployment campaigns

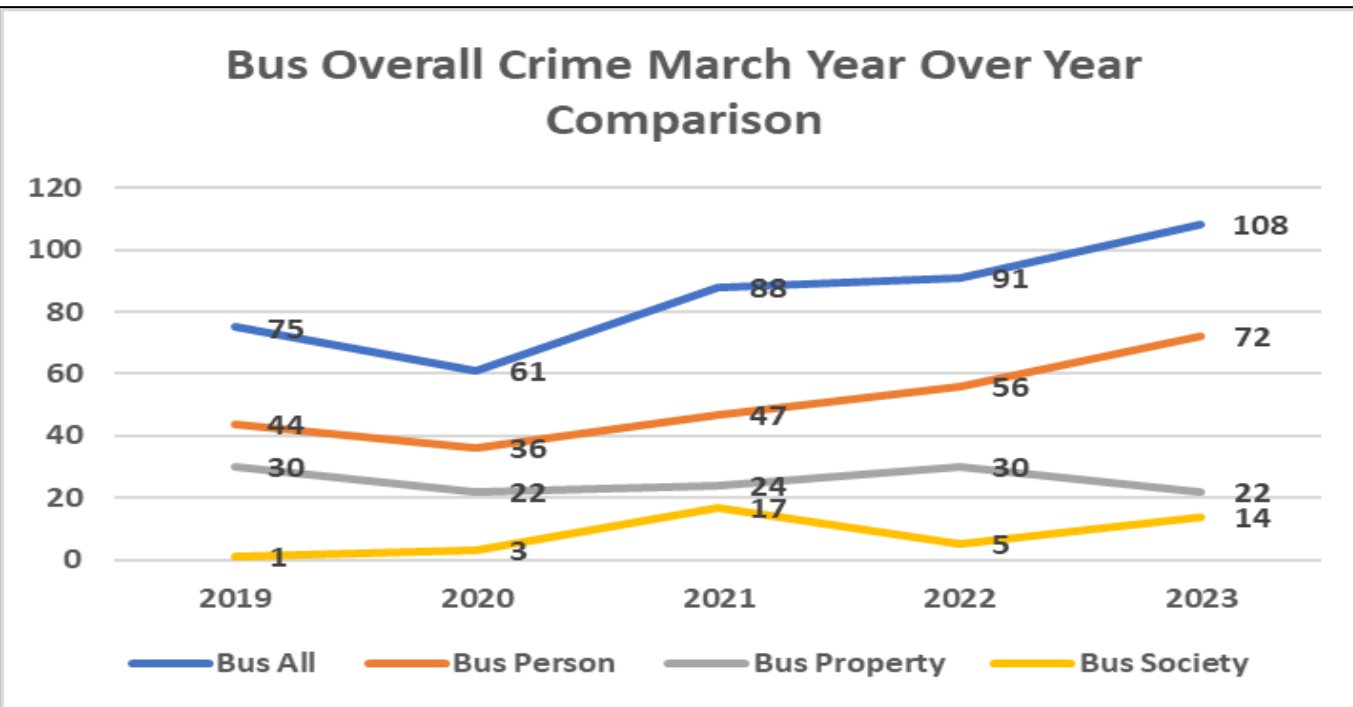
Rail Overall Crime March Year over Year Comparison



- **Arrests on the rail system increased** from 189 to 251 (+32.8%).
- Violent/property crimes (Part I) **decreased to 79 from 102 (-22.5%)**. Aggravated assaults fell to 25 from 34 (-26%).
- **Part 2 crime arrests increased to 172 from 87 (+97.7%)**.
- The Drug-Free Metro campaign led to 50 arrests for trespassing (+525%) and 49 narcotics-related arrests (+716.7%).

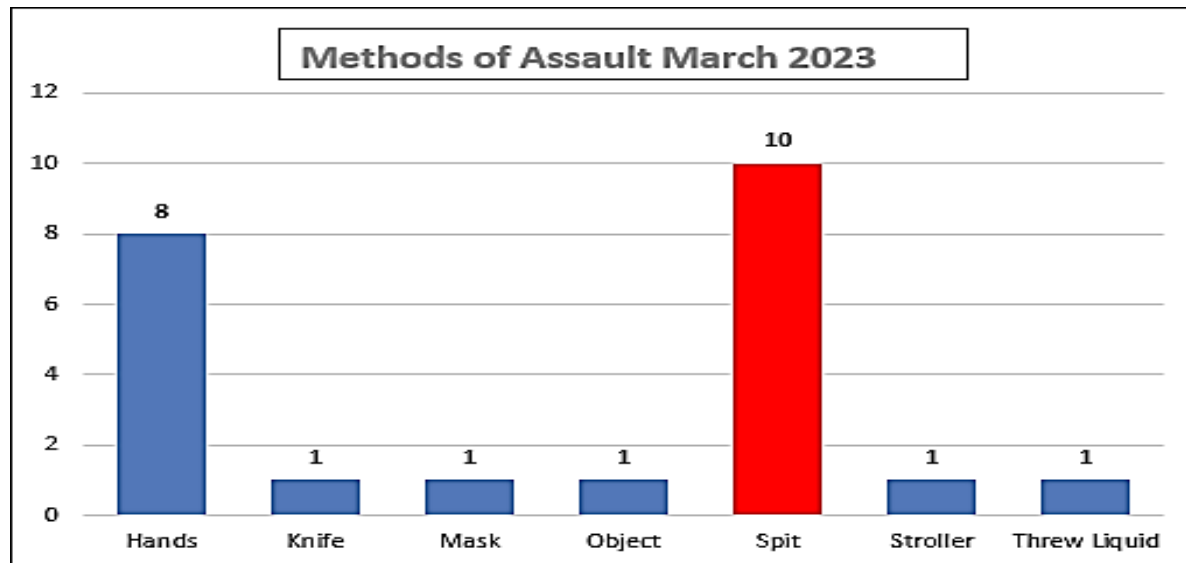
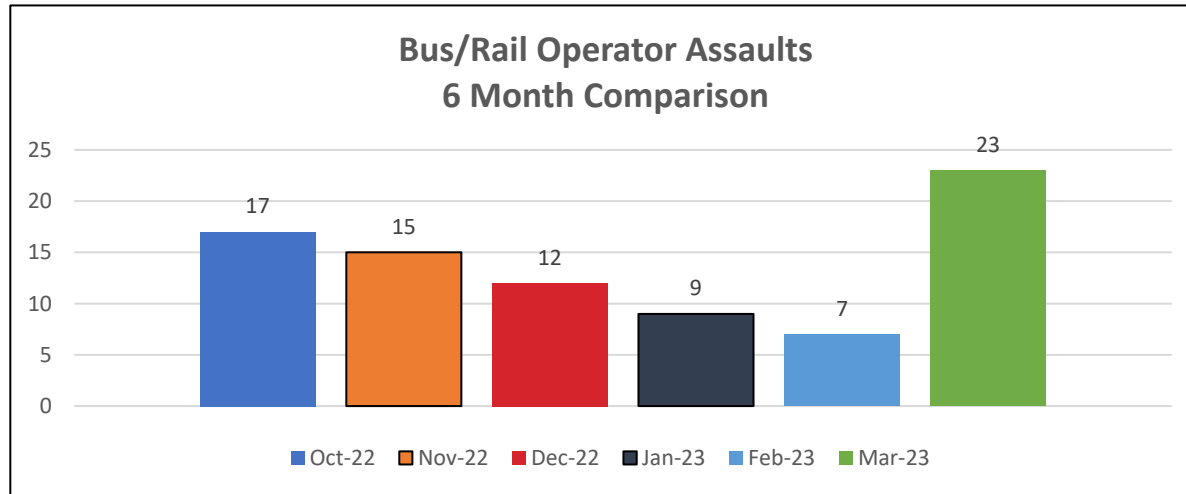
March 2023 Crime Stats (Bus)

Narcotics and bus operator assaults lead to increase in arrests



- **Arrests** on the bus system during March 2023 **increased to 108 vs 91 (+18.7%)**
- **Violent/property (Part 1) crime** arrests remained **flat at 40**.
- **Part 2 crime arrests increased to 68 (+33.3%)**
The largest contributors to the increase were narcotics arrests and battery against bus operators.

March 2023 Bus/Rail Operator Assaults



- Bus/Rail **operator assaults increased from 7 in Feb. 2023 to 23 in March.**
- Spitting and assaults with hands are the top methods of assault.
- **In late April**, two versions of a new prototype barrier were installed on a few buses to increase operator safety and prevent assaults.
- **On June 5**, Metro Transit Security bus riding teams will be deployed on two of top ten bus lines with the highest number of assaults.

Reason	Count
Other	5
Disorderly	5
Asked to Exit	3
Out of Service	2
Fare	2
Missed Stop	2
Policy/Stroller	1
Policy/Drink	1
Demand Stop	1
No Reason	1
Grand Total	23

Metro Ambassadors Update

SUPPORT

Over **300** Metro Ambassadors a day riding and roving on:

- **Rail:** K Line, L Line (Gold), B Line (Red), D Line (Purple), A Line (Blue), C Line (Green)
- **Bus:** Lines 20, Line 720, Line 40, Line 210, J Line (Silver)
- **A Line Deployment update:** As of 5/19 a total of 5 riding teams per shift (20 Ambassadors a day) have been deployed on the A Line.
- **WSMP Faregate Pilot:** A total of 3 teams per shift deployed at WSMP supporting the 30-Day Faregate Pilot operation and informing customer of the bi-weekly DHS Mobile Clinic service.

CONNECT

Conducted **48,453** customer interactions*

*Reporting period: 3/31/2023 – 4/27/2023

REPORT

- 813 cleanliness issues
- 249 elevator and escalator problems
- 202 graffiti incidents
- 222 safety issues

Training Update:

- **13 trainees** successfully graduated from training on 4/28.
- **29 trainees** successfully graduated from training on 5/11.
- Currently **22 participants** in field training.
- We are anticipating 30 participants for training starting on 5/23.