



Metro

Los Angeles County
Metropolitan Transportation
Authority
One Gateway Plaza
3rd Floor Board Room
Los Angeles, CA

Board Report

File #: 2023-0506, **File Type:** Oral Report / Presentation

Agenda Number: 5.

MEASURE M INDEPENDENT TAXPAYERS OVERSIGHT COMMITTEE SEPTEMBER 13, 2023

SUBJECT: ORAL REPORT ON LOCAL RETURN

ACTION: ORAL REPORT

RECOMMENDATION

RECEIVE oral report on Local Return.

ATTACHMENTS


Attachment A - Presentation

Prepared by: Chelsea Meister, Principal Planner, Local Programming, (213) 922-5638
Susan Richan, Director, Local Programming, (213) 922-3017
Cosette Stark, DEO, Local Programming, (213) 922-2822
Michelle Navarro, Senior Executive Officer, Finance, (213) 922-3056

Reviewed by: Nalini Ahuja, Chief Financial Officer, (213) 922-3088

Measure M Local Return

September 2023 update



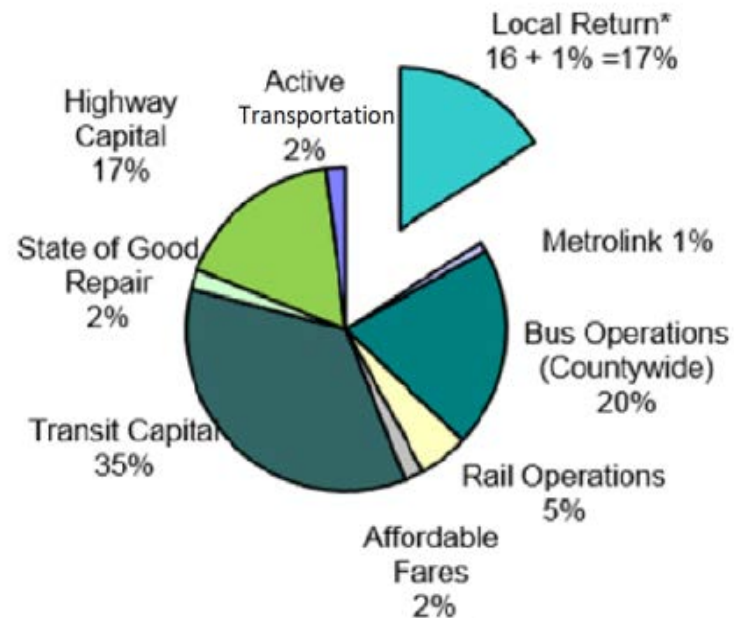
Susan Richan and Chelsea Meister,
Local Programming

Local Return (LR) – Measure M

- Measure M (approved in 2016 – funding started FY18)
 - 17% LR share (16% share plus 1% of the 1.5% off the top)
- Requires Assurances and Understanding agreement
- Jurisdictions are audited annually for compliance to [Measure M Data from the LRMS](#) (Formerly on the Form M-One and Form M-Two)

Due dates are the same for all LR:
August 1 (budget) and
October 15th (expenditures)

MEASURE M



*Local Return receives 1% from the 1.5% of the "off the top" Administration

Local Return – Updates

Meetings and due dates

Metro closed out FY23 and began FY24.

- The Audit Workshop for FY2022-23 was held May 23, 2023.

Metro sent out reminders to the Cities regarding the following due dates:

- FY23 closed June 30, 2023. All requests for approval will be enforced by this deadline.
- FY24 begins July 1, 2024. Cities have until August 1, 2023, to submit their Project Status Update (aka The 8/1 Table) for their ongoing projects.
- Cities can submit requests for new projects throughout the year using “Enter Budget Request” form on the LRMS

FY23 Measure M Local Return Fund Usage

Approved Budget 2023

\$485M

Total No of Projects in 2023

670

Fiscal Year
2023

Category Name
All

Sub-Category
All

Project Type
All

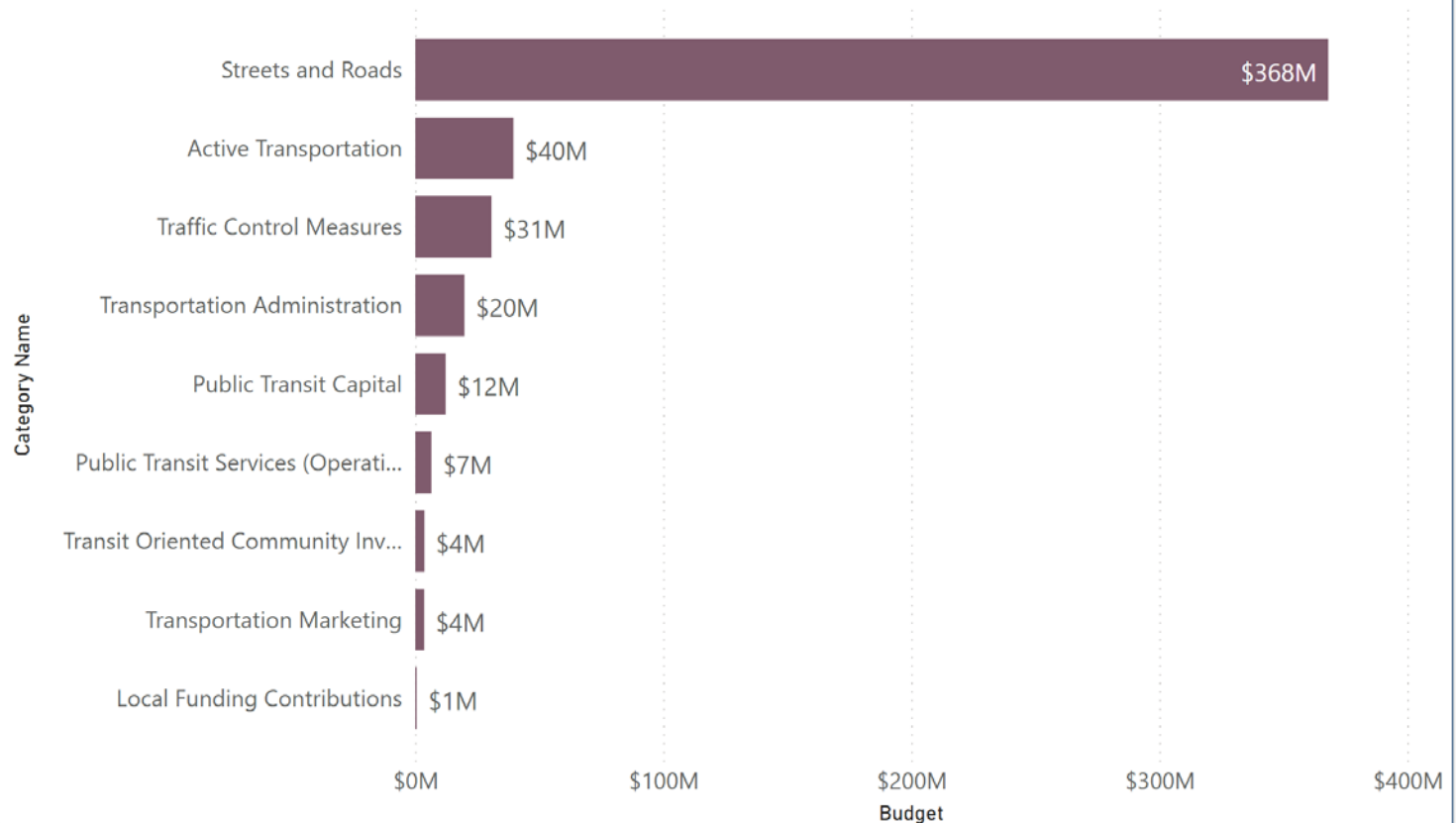
Fund Source
Measure M

Subregion
All

Board Member
All

City
Search
☐ Agoura Hills
☐ Alhambra
☐ Arcadia
☐ Artesia

Budget by Category Name



Project Photos

Covina


Traffic Calming
Improvements –
Speed Bump
Installation



Project Photos

Covina

Grand Ave Street
Resurfacing



Project Photos

El Segundo

El Segundo Blvd
Street Rehab



Project Photos

El Segundo

El Segundo Blvd
Street Rehab



Project Photos

Long Beach

Street Repair
Appian Way

Before



After



Project Photos

Long Beach

Street Repair
Stevelly Avenue

Before



After



Project Photos

Pasadena

Transit Operations



Project Photos

Santa Clarita

Overlay and
Slurry Seal

Before



After



Project Photos

Torrance

Plaza del Amo
Mobility
Enhancement



Project Photos

Torrance

Sidewalk Repair
for Disabled
Accessibility



THANK YOU!

Questions?

Susan Richan

richans@metro.net

(213) 922-3017

Chelsea Meister

meisterc@metro.net

(213) 922-5638