



Board Report

File #: 2023-0524, **File Type:** Informational Report

Agenda Number: 45.

OPERATIONS, SAFETY, AND CUSTOMER EXPERIENCE COMMITTEE SEPTEMBER 21, 2023

SUBJECT: MONTHLY UPDATE ON PUBLIC SAFETY

ACTION: RECEIVE AND FILE

RECOMMENDATION

RECEIVE AND FILE Public Safety Report.

ISSUE

Metro is committed to providing outstanding trip experiences for all users of the transportation system. In furtherance of the Vision 2028 Plan, Metro is implementing a multi-faceted plan to improve safety and the perceptions of safety for both riders and employees. The following summarizes current initiatives aimed at accomplishing this objective and recent public safety trends.

BACKGROUND

At its February 2022 meeting, the Board received and filed a Reimagining Public Safety Framework (Framework) which outlines a human-centered approach to public safety guided by the principle that everyone is entitled to a safe, dignified, and human experience. This Framework reflects Metro's Public Safety Mission and Values statements which were adopted by the Board in December 2021. In March 2023, the Board adopted a revised Code of Conduct, a Bias-Free Policing Policy, and a Public Safety Analytics Policy.

These actions align with numerous initiatives to improve safety and the perception of safety on the system, including the increased, strategic, and layered deployment of personnel (comprised of customer-centered ambassadors and community intervention specialists, as well as transit security and law enforcement officers) and the piloting of safety and security interventions to address specific concerns (e.g., drug use and crime) on the system.

DISCUSSION

System Security & Law Enforcement (SSLE) is responsible for overseeing safety initiatives on the Metro system and works in coordination with other departments, including Operations and Customer Experience, to implement strategies to advance this objective. The following is a snapshot of June and July activities which are the most recent months for which systemwide law enforcement data is

available.

DRUG-FREE CAMPAIGN UPDATE

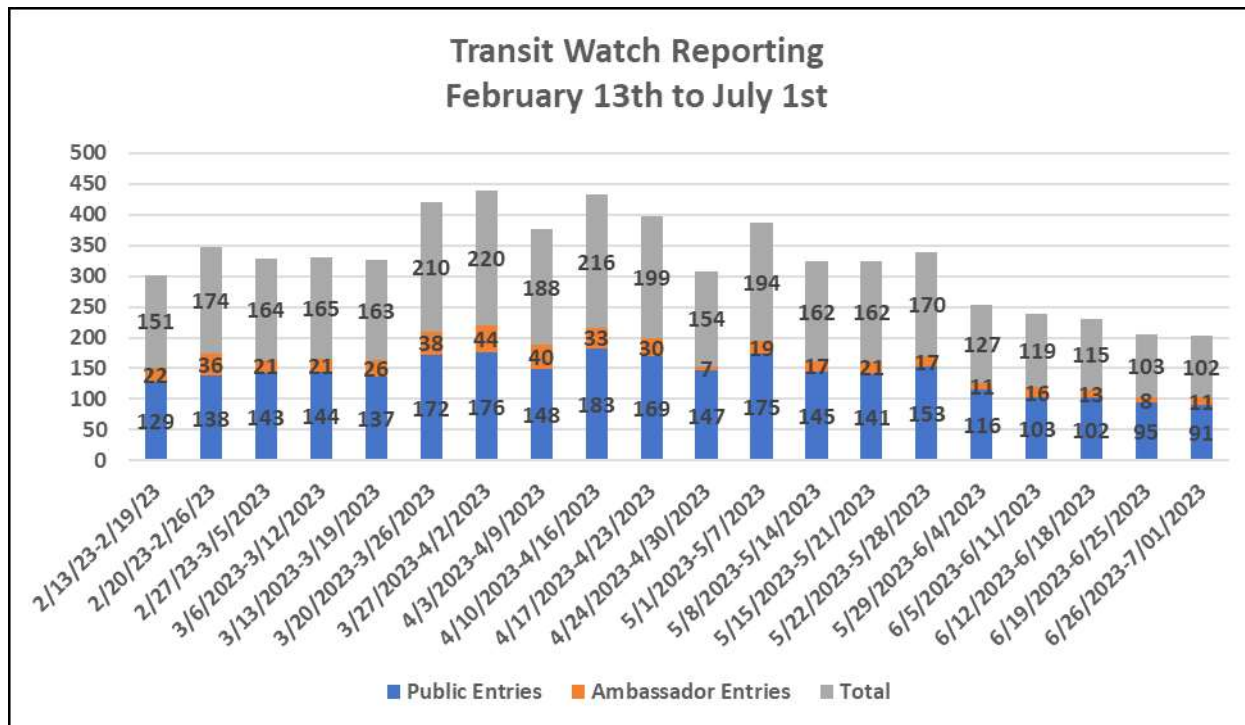
On February 13, 2023, staff launched the Drug-Free Campaign to curb open drug use on the system and drug overdoses attributed to the regional fentanyl epidemic.

The goals of the campaign were the following:

- Remove individuals arrested for committing crimes on our system, with a particular focus on drug crimes.
- Significantly decrease drug sales, usage, and overdoses on trains, platforms, and in stations.
- Remove individuals who are not using the system for the purpose of transportation.
- Increase the feeling of safety for our riders and employees.
- Increase cleanliness and the overall customer experience on targeted lines.
- Decrease crime while taking a holistic approach by offering eligible offenders a drug diversion program and necessary mental health/social services for people experiencing homelessness and suffering from drug addiction.

The campaign concluded on July 1st and successfully achieved the majority of the stated goals, resulting in a significant decrease in drug usage/sales on the stations. . The critical lessons learned were the importance of a coordinated multi-layered public safety approach to address the safety and security environment with a blend of care-based services, customer service, and security/law enforcement resources. These lessons learned from the pilot are implemented in the new multi-layered deployment of public safety ecosystem staff. The following is an overview of the results of the Drug-Free Campaign:

- 552 citations and 437 warnings issued by Metro Transit Security Officers. Of those numbers, 40 were issued for Eating/Drinking/Smoking. The increased deployment resulted in fewer issued citations and warnings systemwide. Citations and warnings issued for Eating/Drinking were reduced to zero by July.
- 336 drug-related arrests by law enforcement. The month of June saw an 85% decline as only six drug-related arrests occurred when compared to the 42 in May.
- 95 complaints were received by the Customer Call Center about drugs on the Red/Purple (B/D) Lines throughout the campaign. Only 13 complaints about drugs on the Red/Purple lines were submitted during the month of June. At its conclusion, the Drug-Free Campaign resulted in a 35% reduction in customer complaints related to drug activity on the system.
- Metro received 3,258 Transit Watch submissions since February 13 regarding drug-related issues on the system. At the height of the Drug-Free Campaign, Metro received 757 submissions in April and 787 in May. The month of June saw a reduction in Transit Watch submissions of 44% (439 vs 787 in May).



B/D (RED/PURPLE) LINE SUPPLEMENTAL DEPLOYMENT

On April 24, Metro began a supplemental deployment of LASD and LAPD on the Red/Purple (B/D) Lines to improve visible presence, reduce crime, and advance the perception of safety among customers and employees.

During the entire duration of the deployment, April through July, LAPD and LASD deployed their multi-disciplinary engagement teams to connect those experiencing homelessness with resources and providers. Combined, LASD and LAPD offered services to 1,650 individuals, with 680 or 41% accepted services. For LAPD and LASD, examples of accepted services include referrals to shelters, rehabs, emergency medical services, and connecting a PEH to LAHSA or PATH.

The below statistics reflect the results of the entire Supplemental Deployment, from April 24th until its 1 July conclusion.

- Citations: 628*
- Warnings: 2,005*
- Arrests: 425
- Ejections: 17,731

*Note that the citations and warnings are for trespassing and loitering violations.

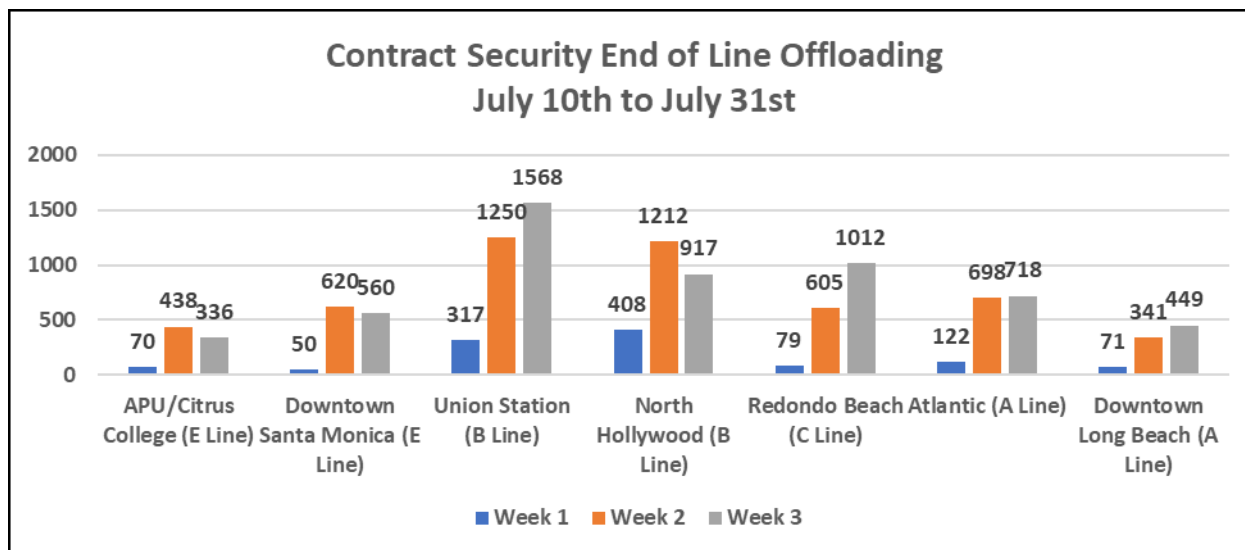
NEW MULTI-LAYERED DEPLOYMENT

On July 10, Metro established a multi-layered deployment utilizing all resources from the public safety ecosystem with applied lessons learned from the Drug-Free Campaign and Supplement Deployment. This strategic, proactive security model will have a significant impact across the entire rail system including end-of-line stations and mid-point (Focus) stations, decreasing the number of non-destination travelers that are required to leave the rail system at the end of the night when the system closes. The deployment was created by representatives and executives from all the Metro safety layers including Metro Transit Security, Metro Ambassadors, Homeless Outreach, Contract Security and Law Enforcement, as well as deployment consultants, with equity, customer experience, and accountability in mind.

The below reflects the first three weeks of the deployment, which covered the period of July 10 to July 31.

End-of-Line Offloading

Contract Security is conducting offloading operations at the seven end-of-line stations, clearing the trains, and ensuring customers exit the stations. The offloading operation starts in the early morning and goes throughout the day and into the evening hours. If a customer intends to continue utilizing the system, they will need to re-tap at the turnstiles, which are staffed by Transit Security Officers at key stations. Furthermore, Metro's homeless outreach teams are positioned at end-of-line locations to offer resources to individuals in need and are willing to accept services. Contract Security conducted a total of 11,841 offloads as of July 31.



*The offloading numbers represent patrons that remain in the trains and require contract security interaction to get them off or escort them off the station.

As seen on the offloading chart above, the total offloads increased in weeks 2 and 3, due to the greater number of safety resources supporting offloading at end-of-line stations. As the operation continues, staff anticipates offloading numbers to decrease as we break the pattern of non-destination riders using the system. A similar pattern was identified with the Drug-Free Campaign where a high number of arrests were conducted at the beginning of the campaign and decreased over time.

To assist in decreasing the number of non-destination travelers and PEH disembarking at end-of-line stations, Metro is employing a care-based approach by having TMET, HOPE, and Homeless Outreach augment fare compliance operations. The fare compliance ensures all patrons are utilizing the system for the purposes of transit while identifying opportunities to connect those in need with outreach and mental health services. Metro regularly adjusts the deployment based on observations and data to ensure alignment with internal and external partners. Lastly, Metro staff has briefed the Chiefs of Police from several cities at end-of-line stations about the new deployment, particularly the offloading operation, to seek their collaboration.

Law Enforcement Stats

LAPD, LASD, and LBPB enforce the penal code on the system, including conducting trespass investigations. Ejections represent law enforcement engagements during trespass investigations in which an individual is removed after it's determined they did not pay fare to access the rail or bus system. The below charts depict the totality of law enforcement efforts in support of the multi-layered deployment, including homeless outreach.

Multi-Layered Deployment: Law Enforcement Efforts	Totals
Ejections	3,875
Arrests	144
Citations*	308
Warnings*	700

*Law enforcement citations and warnings are not related to fare, but for trespassing, loitering, and moving violations.

Law Enforcement Homeless Outreach	Totals as of July 31
LAPD HOPE Team Outreach Services Offered and Accepted*	Offered: 99 Accepted: 11
LASD MET Team Outreach Services Contacts and Accepted*	Contacts: 455 Accepted: 9
Long Beach PD Quality of Life (QOL) Team*	Contacts: 66 Accepted: 14

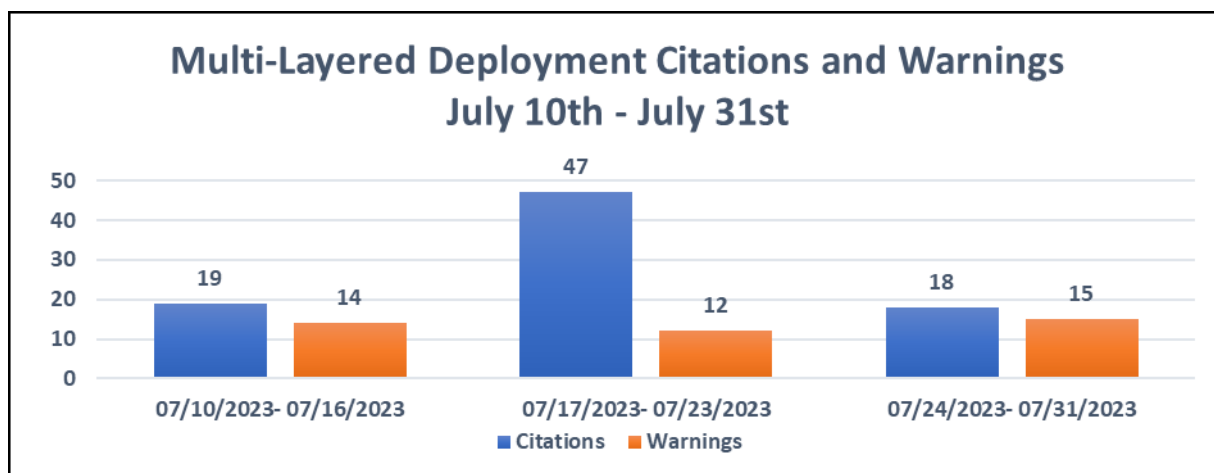
*LAPD's HOPE team defines accepting services as when the individual agrees to accept, or requests assistance. This includes placing them in direct contact with a service provider, physically transporting an individual to a shelter that has services available, obtaining emergency medical services, or placing the individual on a mental health hold.

*LASD MET team defines accepted services when a person accepts referrals to shelters, rehabs, or is connected to LAHSA or PATH.

*Long Beach Quality of Life (QOL) leads a “Shelter the Unsheltered” initiative with PATH assisting in the morning hours. QOL works with PATH to coordinate services for those experiencing homelessness.

Transit Security

Transit Security’s primary role in the multi-layered deployment is to conduct code of conduct enforcement. The following chart depicts the citations and warnings issued over the first three weeks of the deployment (through July 31). The three weeks of data is not sufficient to determine the overarching impact of the deployment on code of conduct issues across the system, however it is noted that week 3 saw a significant decrease in citations when compared to week 2. An overall reduction of citations and warnings issued systemwide will demonstrate the effectiveness of Transit Security in encouraging code of conduct compliance.



Positive Feedback

Metro’s Customer Call Center received positive feedback from a customer regarding the multi-layered deployment. The customer wrote “Thank you for the Ambassadors and extra police.” We also received a social media post stating “Congratulations to those who hired and trained the ambassadors. They have been proactive in reaching out to riders. The system feels safe when I ride.” Staff will continue to monitor for customer and employee feedback about the new deployment as the operation continues.

METRO TRANSIT SECURITY BODY WORN CAMERAS

In support of the Public Safety Advisory Committee’s recommendations about increasing the accountability of our front-line security officers, SSLE has been working over the last year to equip Transit Security Officers with body worn cameras. Currently, a sample of officers are testing the cameras out on the system, and their feedback will be utilized to refine the department’s Body Worn Cameras policy. Staff will continue to test the cameras to ensure they are operable across the system and are ready for a complete roll-out to all Transit Security Officers by late fall 2023.

CRIME / ARRESTS STATISTICS AND TRENDS

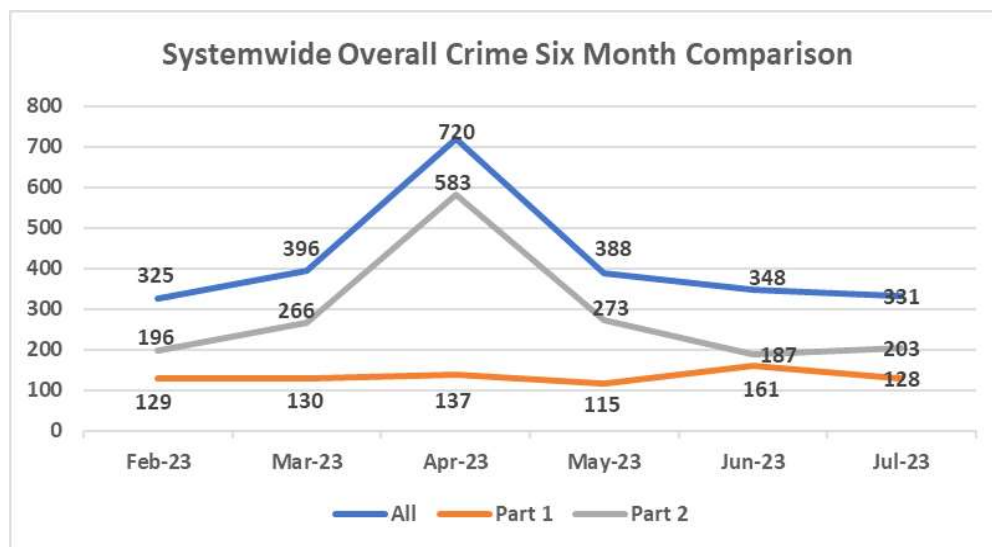
Throughout June and July, Metro maintained an increased law enforcement presence systemwide, consistent with Metro's goal of maintaining increased visibility and promoting rider compliance with Metro's Code of Conduct.

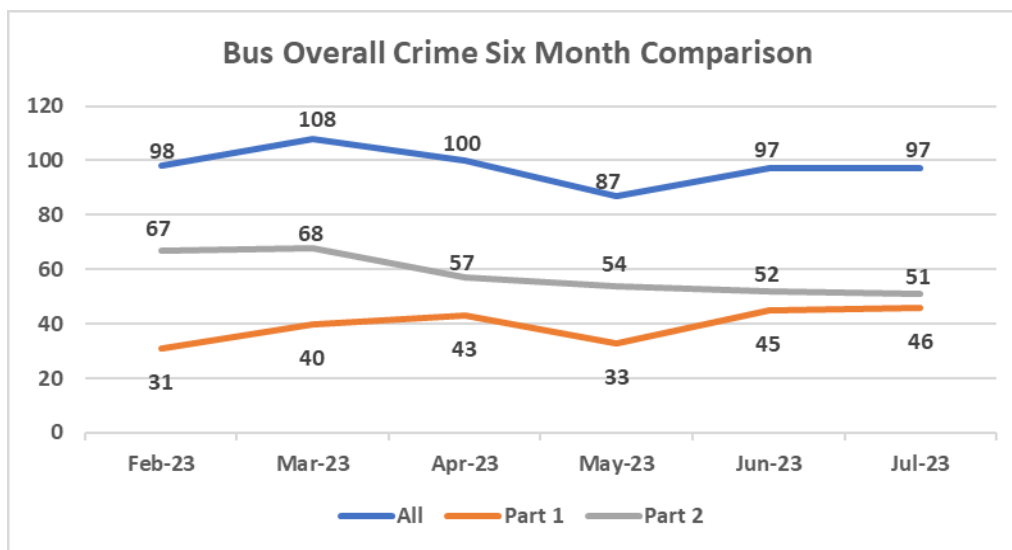
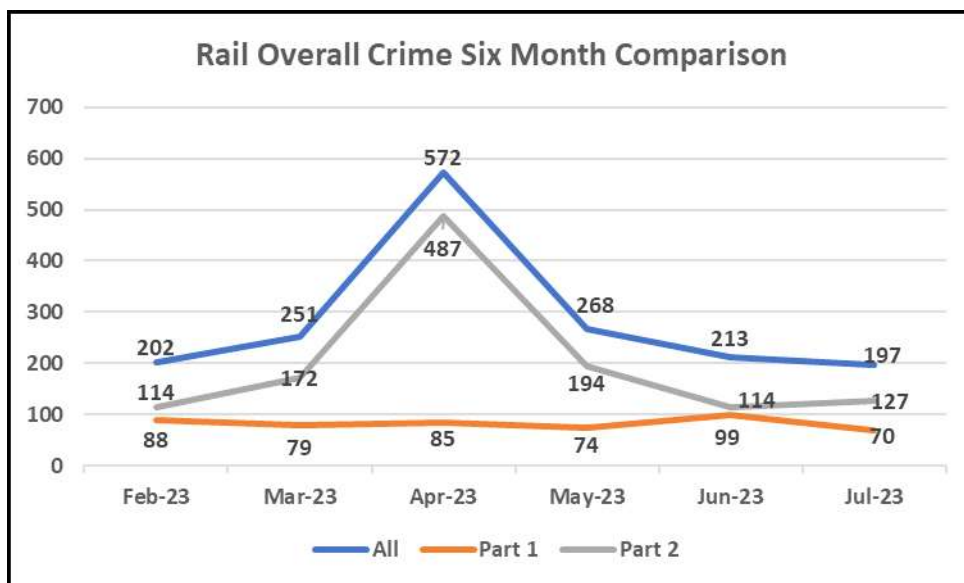
Overall, crime on the system decreased 54% by the end of July when compared with April 2023, the month which recorded the highest number of crimes year-to-date for 2023, (331 vs 720). The following highlights were noted for June and July:

In June 2023, overall crime systemwide decreased by 10% (348 vs 388) compared to May 2023. By mode, crime on rail decreased by 21% (213 vs 268) and crime on bus increased by 12% (97 vs 87). The notable trends in bus crime were in larceny (14 vs 10), specifically cellphone theft, and bus operator assaults (15 vs 8).

In July 2023, overall crime systemwide decreased by 5% (331 vs 348) compared to June 2023. By mode, crime on rail decreased by 8% (197 vs 213) and crime on bus remained the same (97 vs 97). The notable declining trends were in aggravated assault (-18%), battery (-10%), robbery (-28%), larceny (-21%), and motor vehicle theft (-73%).

There were significant increases in arrest for drug violations (68%) and possession of weapons (400%) from June to July. However, these increases are attributed to the continued enforcement of Metro's Code of Conduct, the Drug-Free Campaign, which began on February 13, and the recently initiated multi-layered public safety deployment which began on July 10





OPERATOR SAFETY

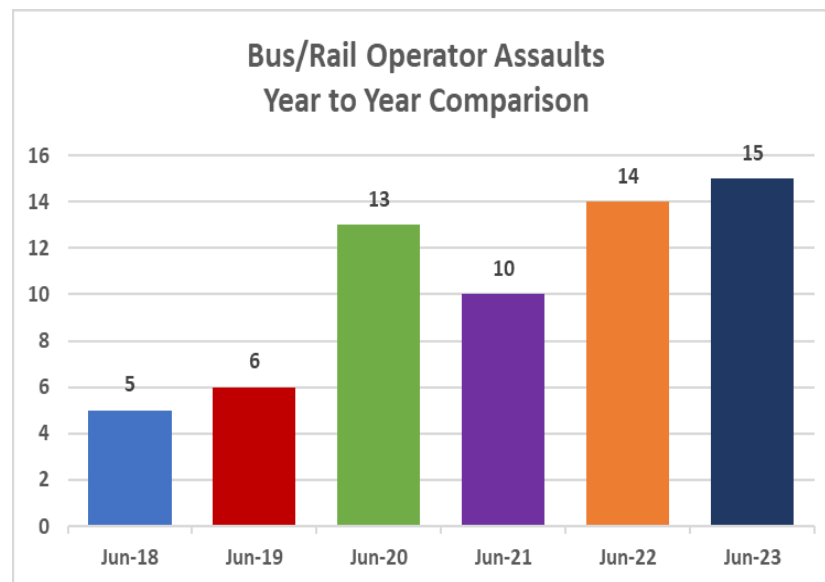
SSLE continues to work with the Chief People Office to hire Transit Security Officers to expand the dedicated bus riding teams created to enhance the safety of our bus operators and riders. From March to July, 37 Transit Security Officer I positions have been filled, which is inclusive of the 22 positions that were approved by the Board in March, and 12 Transit Security Officer II positions have been filled. An analysis of TAP data from June and July shows that LAPD, LASD, and Transit Security bus riding and boarding teams have addressed over 80 lines by varying their deployments to ensure that they cover all five service areas of Metro's extensive bus system. Staff have focused much of the resources on the lines with the highest incidence of bus operator assaults, which is evaluated on a monthly basis based on data and operator feedback.

In June 2023, operator assaults increased by 88% compared to May 2023 (15 vs 8). Spitting and brandishing of a knife were the top two methods of assault. In July 2023, operator assaults increased by 7% compared to June 2023 (16 vs 15). Spitting and the use of hands were the top two methods of assault.

While we strive to decrease the number of operator assaults, the rate of assaults in June and July is consistent with historical averages as shown in Figure A. The type of assaults that occurred in June and July are summarized in Figure B.

Overall, spitting and the use of hands remain the primary methods of operator assault. Metro intends to implement new bus barriers to mitigate the accessibility of bus operators from physical attacks. On April 28, ten buses were retrofitted with one of two new barrier prototypes, which are designed to minimize involuntary physical interaction between riders and operators. Corporate Safety and Operations continue to assess the barrier prototypes through survey feedback from Operators. Additionally, a live on-the-road field review was conducted to assess suggested improvements based on on-the-road evaluations. This review is intended to provide insight into the effectiveness of the bus barrier and suggest necessary adjustments for its successful implementation. Staff will continue to provide future updates on the bus barrier retrofit.

In addition, SSLE continues to deploy Bus Riding Teams on the top 10 bus lines with reported incidents of operator assaults, to enforce Code of Conduct violations. Staff will continue to review crime stats to identify potential trends and patterns to inform deployment strategies that will help prevent and decrease operator assaults.



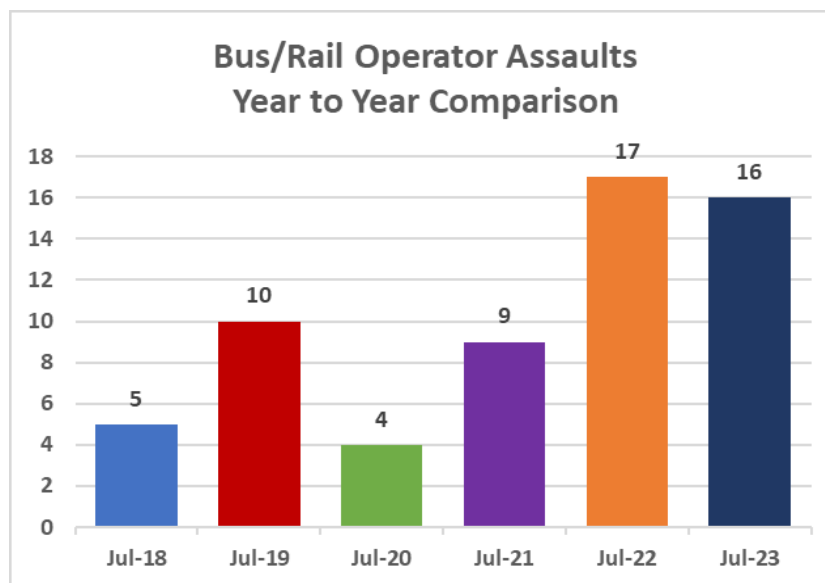


Figure A: Bus/Rail Operator Assaults Year to Year Comparison

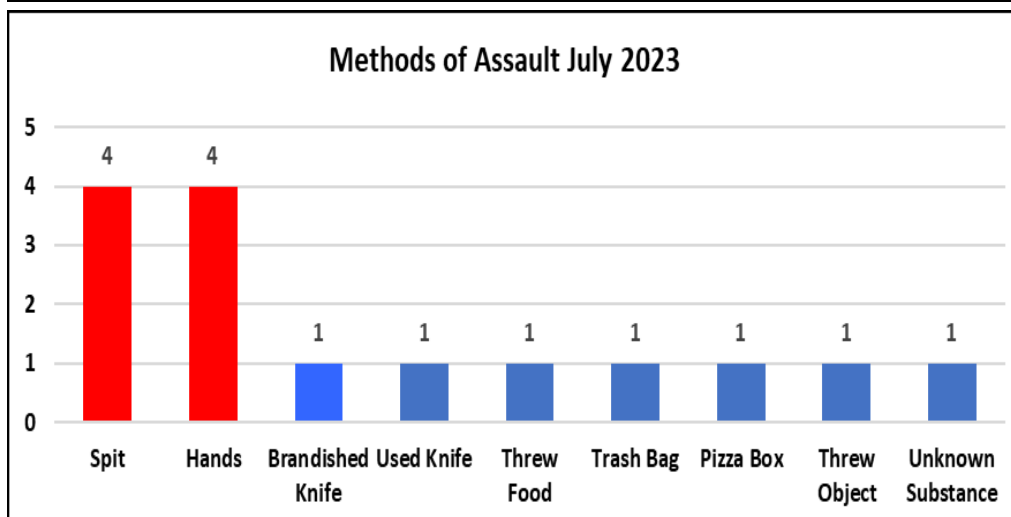
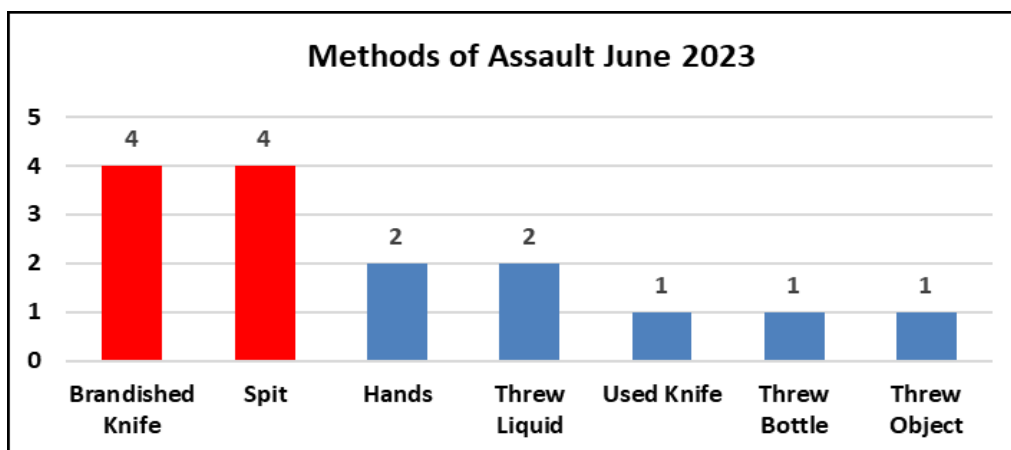


Figure B: Methods of Assault

METRO AMBASSADOR PROGRAM UPDATE

Metro Ambassadors' job is to support our riders, connect riders to resources, and report incidents or maintenance needs. Metro Ambassadors were deployed on the A Line, B Line, C Line, D Line, K Line, the former L Line, and J Line (Silver), as well as bus lines 210, 40, 20, and 720.

New deployment: Since Friday, 6/16/2023, we have scheduled 46 Metro Ambassadors a day, to provide customer support at the new Regional Connector stations to include coverage at station platforms and elevator concourse areas.

WLMP Faregate Pilot: As of 5/19/2023, there are three Metro Ambassador teams per shift deployed at the Westlake MacArthur Park Station supporting customers as part of the 30-day faregate compliance pilot plan. This is in addition to the 3 riding teams assigned to the B (Red line). Metro Ambassadors will remain there until further notice.

Ambassadors were certified and equipped to carry and administer Narcan in April 2023. Metro Ambassadors have reported 18 Narcan incidents for the month of June and July 2023 combined:

June 2023 - 8 Narcan incidents

- (2) at Westlake MacArthur Park Station
- (2) at Willowbrook/Rosa Parks Station
- (1) at 7th St. Metro Ctr.
- (1) Union Station
- (1) at Atlantic Station
- (1) offsite near Bus Line 20

July 2023 - 9 Narcan incidents

- (3) at Westlake MacArthur Park
- (1) at Union Station
- (1) 7th St. Metro Center
- (1) South Pasadena Station
- (1) Historic Broadway Station
- (1) at Hyde Parks Station
- (1) at North Hollywood Station

By the numbers

For the month of June 2023, Metro Ambassadors conducted 54,998 customer interactions and

reported the following:

- 739 Cleanliness Issues
- 245 Elevator and Escalator Problems
- 305 Graffiti Incidents
- 152 Safety Issues

For the month of July 2023, Metro Ambassadors conducted 56,389 customer interactions and reported the following:

- 1,002 Cleanliness Issues
- 282 Elevator and Escalator Problems
- 416 Graffiti Incidents
- 158 Safety Issues

EQUITY PLATFORM

Metro continues to implement a multi-layered public safety model which takes a cross-disciplinary approach to addressing the various safety needs of the system with the involvement of transit security, law enforcement, ambassadors, and homeless outreach teams. The most recent example of this cross-disciplinary collaboration is through the new multi-layered deployment that was launched on July 10. A key component of this effort is end-of-line offloading which consists of all patrons exiting the trains so maintenance staff can clean the trains and get them ready for service. To complement this operation, homeless outreach teams are deployed in the event patrons offboarding need and would like to accept services. Through this multi-layered approach, Metro can secure its infrastructure while providing solutions to issues facing the county and that are visible on the system. Furthermore, another component of the multi-layered deployment is to have officers present on the station platforms and trains to deter fare evasion, instead of focusing solely on punitive responses, and seek compliance with the Customer Code of Conduct..

NEXT STEPS

SSLE continues to monitor our law enforcement partners, private security, and Transit Security Officer performance, monitor crime stats, and consider information from surveys, customer complaints, and physical security assessments, amongst other sources, to analyze safety-related issues, adjust deployment strategies, and formulate new interventions.

ATTACHMENTS

Attachment A - Total Crime Summary June & July 2023

Attachment B - Systemwide Law Enforcement Overview June & July 2023

Attachment C - MTA Supporting Data June & July 2023

Attachment D - Bus & Rail Operator Assaults June & July 2023

Attachment E - Sexual Harassment Crimes June & July 2023

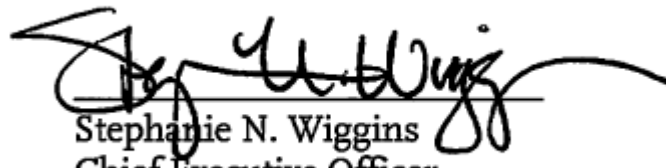
Prepared by: Vanessa Smith, Executive Officer, Customer Experience, (213)922-7009

Robert Gummer, Deputy Executive Officer, Administration, (213)922-4513

Imelda Hernandez, Senior Manager, Transportation Planning, (213) 922-4848

Reviewed by: Gina Osborn, Chief Safety Officer, Chief Safety Office, (213) 922-3055

Jennifer Vides, Chief Customer Experience Officer, Customer Experience Office, (213)
940-4060



Stephanie N. Wiggins
Chief Executive Officer



SYSTEM SECURITY & LAW ENFORCEMENT

Attachment A

Total Crime Summary - June 2023

Part 1 Crimes 5-Year Trend - Systemwide

January - June	2019	2020	2021	2022	2023
Part 1 Crimes					
Agg Assault	141	115	180	241	271
Arson	1	4	7	3	0
Bike Theft	33	27	20	27	12
Burglary	3	3	7	8	9
Homicide	0	0	2	1	2
Larceny	419	236	166	286	255
Motor Vehicle Theft	14	9	6	9	29
Rape	4	5	5	8	7
Robbery	156	117	105	175	204
Totals	771	516	498	758	789

Part 1 Crimes 5-Year Trend June only - Systemwide

	June 2019	June 2020	June 2021	June 2022	June 2023
Part 1 Crimes					
Agg Assault	24	17	42	41	61
Arson	0	1	1	0	0
Bike Theft	7	3	5	6	1
Burglary	1	0	2	1	0
Homicide	0	0	1	0	0
Larceny	59	36	31	48	56
Motor Vehicle Theft	1	0	1	0	11
Rape	0	0	0	1	0
Robbery	15	23	24	35	32
Totals	107	80	107	132	161

Part 1 Crimes 5-Year Trend - Rail

January - June	2019	2020	2021	2022	2023
Part 1 Crimes					
Agg Assault	76	75	111	153	162
Arson	1	4	7	3	0
Bike Theft	18	16	6	10	5
Burglary	2	3	6	5	7
Homicide	0	0	1	0	2
Larceny	226	145	86	168	161
Motor Vehicle Theft	13	8	4	2	26
Rape	4	5	4	7	4
Robbery	85	82	67	126	137
Totals	425	338	292	474	504

Part 1 Crimes 5-Year Trend June only - Rail

	June 2019	June 2020	June 2021	June 2022	June 2023
Part 1 Crimes					
Agg Assault	14	7	26	28	34
Arson	0	1	1	0	0
Bike Theft	5	1	4	2	0
Burglary	1	0	1	1	0
Homicide	0	0	1	0	0
Larceny	26	19	14	29	34
Motor Vehicle Theft	1	0	1	0	11
Rape	0	0	0	1	0
Robbery	6	18	11	24	20
Totals	53	46	59	85	99

Part 1 Crimes 5-Year Trend - Bus

January - June	2019	2020	2021	2022	2023
Part 1 Crimes					
Agg Assault	56	37	63	79	78
Arson	0	0	0	0	0
Bike Theft	14	7	8	12	7
Burglary	0	0	0	2	0
Homicide	0	0	0	1	0
Larceny	160	60	46	89	69
Motor Vehicle Theft	1	1	2	5	2
Rape	0	0	0	1	0
Robbery	70	29	31	38	60
Totals	301	134	150	227	216

Part 1 Crimes 5-Year Trend June only - Bus

	June 2019	June 2020	June 2021	June 2022	June 2023
Part 1 Crimes					
Agg Assault	10	10	15	12	19
Arson	0	0	0	0	0
Bike Theft	2	2	0	3	1
Burglary	0	0	0	0	0
Homicide	0	0	0	0	0
Larceny	29	14	13	13	14
Motor Vehicle Theft	0	0	0	0	0
Rape	0	0	0	0	0
Robbery	9	4	11	11	11
Totals	50	30	39	39	45

Part 2 Crimes 5-Year Trend - Systemwide

January - June	2019	2020	2021	2022	2023
Part 2 Crimes					
Battery	468	382	370	516	569
Narcotics	81	28	102	66	256
Sex Offenses	64	39	45	53	66
Trespassing	49	53	46	51	665
Vandalism	79	94	137	170	92
Weapons	16	15	27	18	53
Totals	757	611	727	874	1,701

Part 2 Crimes 5-Year Trend June only - Systemwide

	June 2019	June 2020	June 2021	June 2022	June 2023
Part 2 Crimes					
Battery	95	65	65	75	89
Narcotics	14	5	19	28	25
Sex Offenses	9	5	6	8	10
Trespassing	5	3	12	7	48
Vandalism	23	21	23	19	13
Weapons	1	1	4	6	2
Totals	147	100	129	143	187

Part 2 Crimes 5-Year Trend - Rail

January - June	2019	2020	2021	2022	2023
Part 2 Crimes					
Battery	230	193	168	239	268
Narcotics	61	16	38	36	188
Sex Offenses	34	28	25	28	35
Trespassing	41	22	28	38	612
Vandalism	32	55	67	100	43
Weapons	14	12	13	13	36
Totals	412	326	339	454	1,182

Part 2 Crimes 5-Year Trend June only - Rail

	June 2019	June 2020	June 2021	June 2022	June 2023
Part 2 Crimes					
Battery	40	31	22	27	45
Narcotics	10	2	8	20	16
Sex Offenses	6	4	2	2	4
Trespassing	4	2	8	5	41
Vandalism	6	13	9	9	8
Weapons	1	1	2	4	0
Totals	67	53	51	67	114

Part 2 Crimes 5-Year Trend - Bus

January - June	2019	2020	2021	2022	2023
Part 2 Crimes					
Battery	202	149	155	206	209
Narcotics	20	12	64	30	64
Sex Offenses	25	8	18	14	29
Trespassing	2	1	6	6	9
Vandalism	36	34	61	51	44
Weapons	2	3	14	5	12
Totals	287	207	318	312	367

Part 2 Crimes 5-Year Trend June only - Bus

	June 2019	June 2020	June 2021	June 2022	June 2023
Part 2 Crimes					
Battery	43	31	37	37	31
Narcotics	4	3	11	8	8
Sex Offenses	3	0	3	3	6
Trespassing	0	0	2	1	1
Vandalism	12	7	13	8	4
Weapons	0	0	2	2	2
Totals	62	41	68	59	52



SYSTEM SECURITY & LAW ENFORCEMENT

Attachment A

Total Crime Summary - July 2023

Part 1 Crimes 5-Year Trend - Systemwide

January - July	2019	2020	2021	2022	2023
Part 1 Crimes					
Agg Assault	164	144	218	285	321
Arson	1	5	7	3	0
Bike Theft	44	32	28	30	17
Burglary	4	4	11	10	11
Homicide	1	1	2	2	2
Larceny	470	260	198	333	299
Motor Vehicle Theft	16	9	6	10	32
Rape	4	5	9	8	8
Robbery	178	134	129	200	227
Totals	882	594	608	881	917

Part 1 Crimes 5-Year Trend - Rail

January - July	2019	2020	2021	2022	2023
Part 1 Crimes					
Agg Assault	89	90	134	170	189
Arson	1	5	7	3	0
Bike Theft	27	19	9	12	6
Burglary	2	3	9	6	8
Homicide	0	1	1	1	2
Larceny	252	160	106	204	185
Motor Vehicle Theft	15	8	4	2	29
Rape	4	5	7	7	5
Robbery	101	93	83	144	150
Totals	491	384	360	549	574

Part 1 Crimes 5-Year Trend - Bus

January - July	2019	2020	2021	2022	2023
Part 1 Crimes					
Agg Assault	66	51	77	101	100
Arson	0	0	0	0	0
Bike Theft	16	8	12	13	10
Burglary	0	0	0	2	1
Homicide	1	0	0	1	0
Larceny	181	69	52	98	80
Motor Vehicle Theft	1	1	2	6	2
Rape	0	0	1	1	0
Robbery	76	35	38	45	69
Totals	341	164	182	267	262

Part 2 Crimes 5-Year Trend - Systemwide

January - July	2019	2020	2021	2022	2023
Part 2 Crimes					
Battery	546	430	438	605	649
Narcotics	99	30	112	78	298
Sex Offenses	81	47	57	63	74
Trespassing	57	58	50	61	710
Vandalism	92	117	168	202	110
Weapons	23	16	28	23	63
Totals	898	698	853	1,032	1,904

Part 2 Crimes 5-Year Trend - Rail

January - July	2019	2020	2021	2022	2023
Part 2 Crimes					
Battery	261	215	201	271	307
Narcotics	71	17	39	45	219
Sex Offenses	40	31	34	32	41
Trespassing	44	25	31	46	648
Vandalism	39	66	87	122	53
Weapons	19	12	14	16	41
Totals	474	366	406	532	1,309

Part 2 Crimes 5-Year Trend - Bus

January - July	2019	2020	2021	2022	2023
Part 2 Crimes					
Battery	239	173	181	254	237
Narcotics	28	13	73	33	72
Sex Offenses	33	13	21	16	31
Trespassing	4	2	6	7	11
Vandalism	41	45	71	57	51
Weapons	4	4	14	7	16
Totals	349	250	366	374	418

Part 1 Crimes 5-Year Trend June only - Systemwide

	July 2019	July 2020	July 2021	July 2022	July 2023
Part 1 Crimes					
Agg Assault	23	29	38	44	50
Arson	0	1	0	0	0
Bike Theft	11	5	8	3	5
Burglary	1	1	4	2	2
Homicide	1	1	0	1	0
Larceny	51	24	32	47	44
Motor Vehicle Theft	2	0	0	1	3
Rape	0	0	4	0	1
Robbery	22	17	24	25	23
Totals	111	78	110	123	128

Part 1 Crimes 5-Year Trend July only - Rail

	July 2019	July 2020	July 2021	July 2022	July 2023
Part 1 Crimes					
Agg Assault	13	15	23	17	27
Arson	0	1	0	0	0
Bike Theft	9	3	3	2	1
Burglary	0	0	3	1	1
Homicide	0	1	0	1	0
Larceny	26	15	20	36	24
Motor Vehicle Theft	2	0	0	0	3
Rape	0	0	3	0	1
Robbery	16	11	16	18	13
Totals	66	46	68	75	70

Part 1 Crimes 5-Year Trend July only - Bus

	July 2019	July 2020	July 2021	July 2022	July 2023
Part 1 Crimes					
Agg Assault	10	14	14	22	22
Arson	0	0	0	0	0
Bike Theft	2	1	4	1	3
Burglary	0	0	0	0	1
Homicide	1	0	0	0	0
Larceny	21	9	6	9	11
Motor Vehicle Theft	0	0	0	1	0
Rape	0	0	1	0	0
Robbery	6	6	7	7	9
Totals	40	30	32	40	46

Part 2 Crimes 5-Year Trend July only - Systemwide

	July 2019	July 2020	July 2021	July 2022	July 2023
Part 2 Crimes					
Battery	78	48	68	89	80
Narcotics	18	2	10	12	42
Sex Offenses	17	8	12	10	8
Trespassing	8	5	4	10	45
Vandalism	13	23	31	32	18
Weapons	7	1	1	5	10
Totals	141	87	126	158	203

Part 2 Crimes 5-Year Trend July only - Rail

	July 2019	July 2020	July 2021	July 2022	July 2023
Part 2 Crimes					
Battery	31	22	33	32	39
Narcotics	10	1	1	9	31
Sex Offenses	6	3	9	4	6
Trespassing	3	3	3	8	36
Vandalism	7	11	20	22	10
Weapons	5	0	1	3	5
Totals	62	40	67	78	127

Part 2 Crimes 5-Year Trend July only - Bus

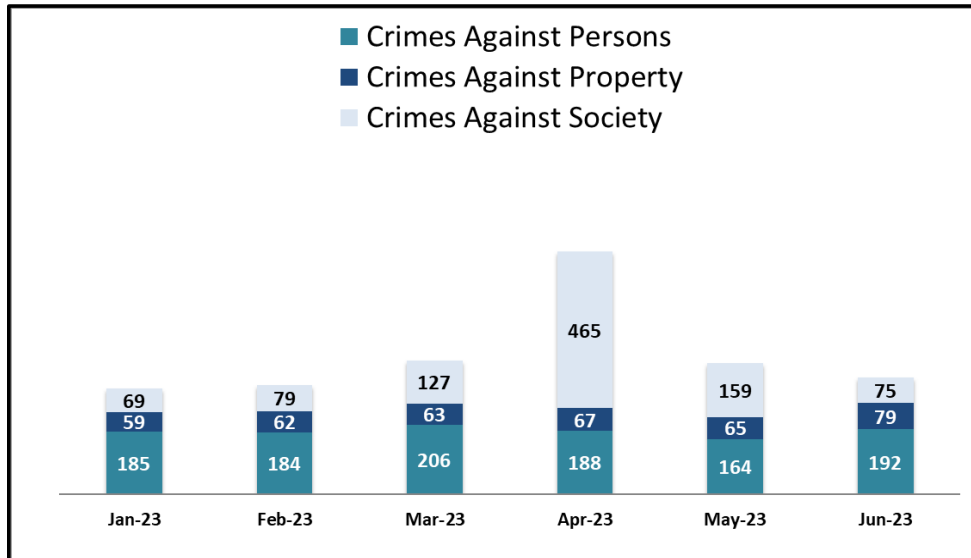
	July 2019	July 2020	July 2021	July 2022	July 2023
Part 2 Crimes					
Battery	37	24	26	48	28
Narcotics	8	1	9	3	8
Sex Offenses	8	5	3	2	2
Trespassing	2	1	0	1	2
Vandalism	5	11	10	6	7
Weapons	2	1	0	2	4
Totals	62	43	48	62	51

SYSTEM-WIDE LAW ENFORCEMENT OVERVIEW

JUNE 2023

Attachment B

Total Crimes

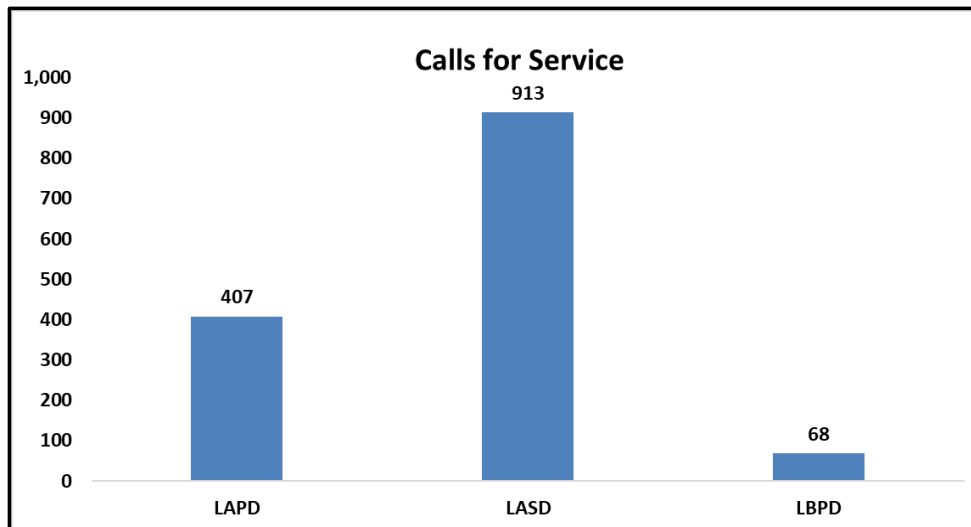


Crimes Against Persons: violent crimes (i.e., homicide, aggravated assaults) are those in which the victims are always individuals

Crimes Against Property: crimes to obtain money, property, or some other benefit (i.e., theft, vandalism, robbery)

Crimes Against Society: represent society's prohibition against engaging in certain types of activity (i.e., drug violations)

Calls for Service



SYSTEM-WIDE LAW ENFORCEMENT OVERVIEW

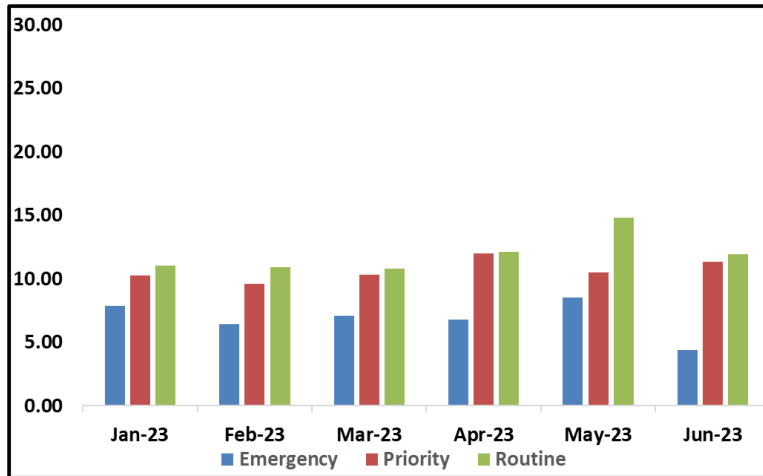
JUNE 2023

Attachment B

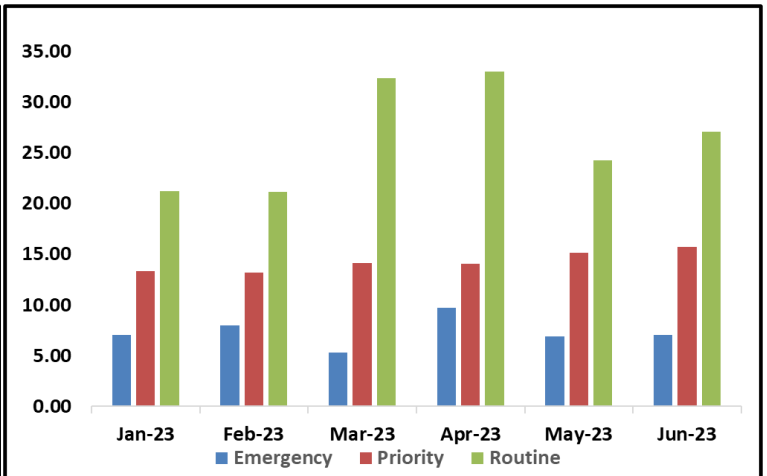
Average Incident Response Times

These graphs show how long it takes (in minutes) for LAPD, LASD, and LBPd to respond to Emergency, Priority, and Routine calls

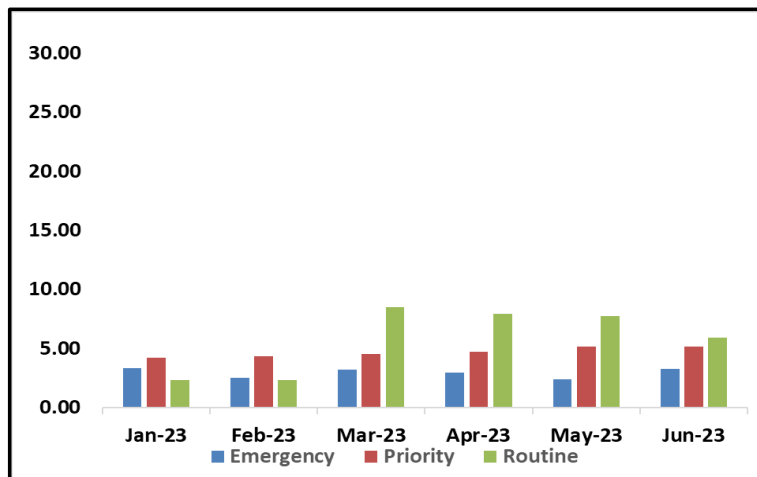
LAPD



LASD



LBPd



*The Drug Free Campaign and the B/D Supplemental Deployment resulted in increased response times to Routine calls in March and April for all Law Enforcement Agencies.

*Impacts to Emergency and Priority calls were nominal except for LAPD, since they were the most impacted by the increased resource deployments for both efforts.

Transit Police

Monthly Crime Report


Attachment B

	2023	2022	%
	June	June	Change
CRIMES AGAINST PERSONS			
Homicide	0	0	0.0%
Rape	0	1	-100.0%
Robbery	32	35	-8.6%
Aggravated Assault	55	39	41.0%
Aggravated Assault on Operator	6	2	200.0%
Battery	80	63	27.0%
Battery on Operator	9	12	-25.0%
Sex Offenses	10	8	25.0%
SUB-TOTAL	192	160	20.0%
CRIMES AGAINST PROPERTY			
Burglary	0	1	-100.0%
Larceny	54	48	12.5%
Bike Theft	1	6	-83.3%
Motor Vehicle Theft	11	0	1100.0%
Arson	0	0	0.0%
Vandalism	13	19	-31.6%
SUB-TOTAL	79	74	6.8%
CRIMES AGAINST SOCIETY			
Weapons	2	6	-66.7%
Narcotics	25	28	-10.7%
Trespassing	48	7	585.7%
SUB-TOTAL	75	41	82.9%
TOTAL	346	275	25.8%
ENFORCEMENT EFFORTS			
Arrests	270	233	15.9%
Citations	343	755	-54.6%
Calls for Service	1,388	1,443	-3.8%



Metro

SYSTEM SECURITY & LAW ENFORCEMENT

MONTHLY, BI-ANNUAL, ANNUAL COMPARISON

JUNE 2023

Attachment B

Crimes

Monthly	System-Wide	Jun-23	Jun-22	% Change
	Crimes Against Persons	192	160	20.00%
	Crimes Against Property	79	74	6.76%
	Crimes Against Society	75	41	82.93%
	Total	346	275	25.82%

Six Months	System-Wide	Jan-23-Jun-23	Jan-22-Jun-22	% Change
	Crimes Against Persons	1,119	994	12.58%
	Crimes Against Property	395	503	-21.47%
	Crimes Against Society	974	135	621.48%
	Total	2,488	1,632	52.45%

Annual	System-Wide	Jul-22-Jun-23	Jul-21-Jun-22	% Change
	Crimes Against Persons	2,061	1,912	7.79%
	Crimes Against Property	768	916	-16.16%
	Crimes Against Society	1,176	245	380.00%
	Total	4,005	3,073	30.33%

Average Emergency Response Times

Monthly	Jun-23	Jun-22	% Change
	4:53	5:27	-10.40%

Six Months	Jan-23-Jun-23	Jan-22-Jun-22	% Change
	5:42	5:11	9.97%

Annual	Jul-22-Jun-23	Jul-21-Jun-22	% Change
	5:37	4:58	13.09%

Bus Operator Assaults

Monthly	Jun-23	Jun-22	% Change
	15	14	7.14%

Six Months	Jan-23-Jun-23	Jan-22-Jun-22	% Change
	77	79	-2.53%

Annual	Jul-22-Jun-23	Jul-21-Jun-22	% Change
	160	158	1.27%

Ridership

Monthly	Jun-23	Jun-22	% Change
	23,532,053	21,031,952	11.89%

Six Months	Jan-23-Jun-23	Jan-22-Jun-22	% Change
	137,369,525	123,432,147	11.29%

Annual	Jul-22-Jun-23	Jul-21-Jun-22	% Change
	269,190,748	253,627,128	6.14%



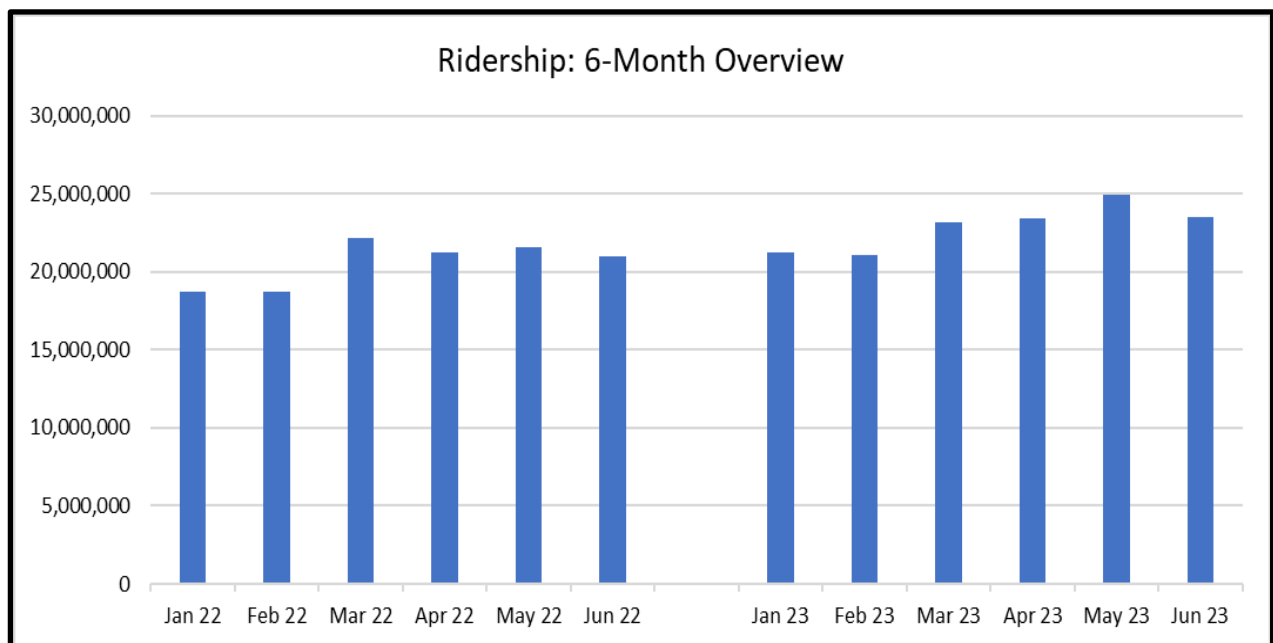
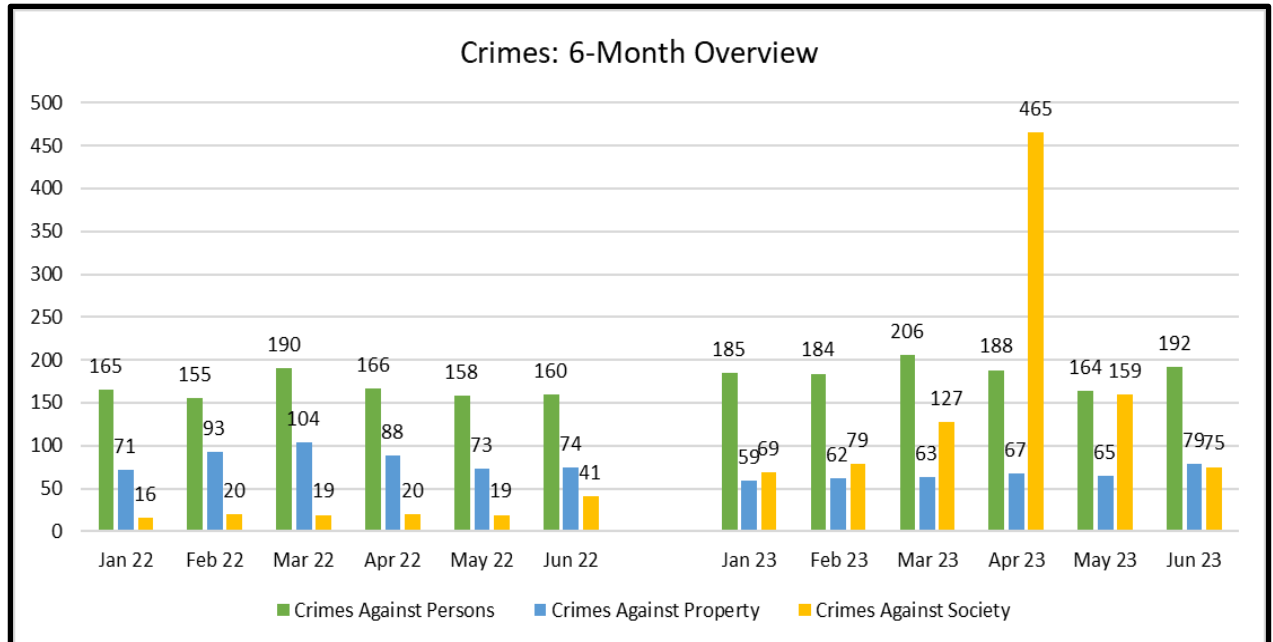
Metro

SYSTEM SECURITY & LAW ENFORCEMENT

MONTHLY, BI-ANNUAL, ANNUAL COMPARISON

JUNE 2023

Attachment B

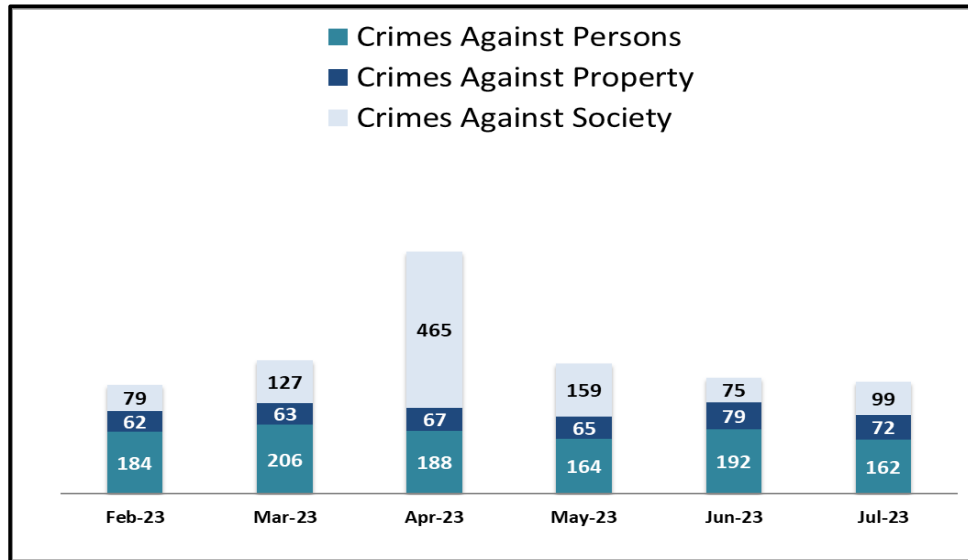


SYSTEM-WIDE LAW ENFORCEMENT OVERVIEW

JULY 2023

Attachment B

Total Crimes

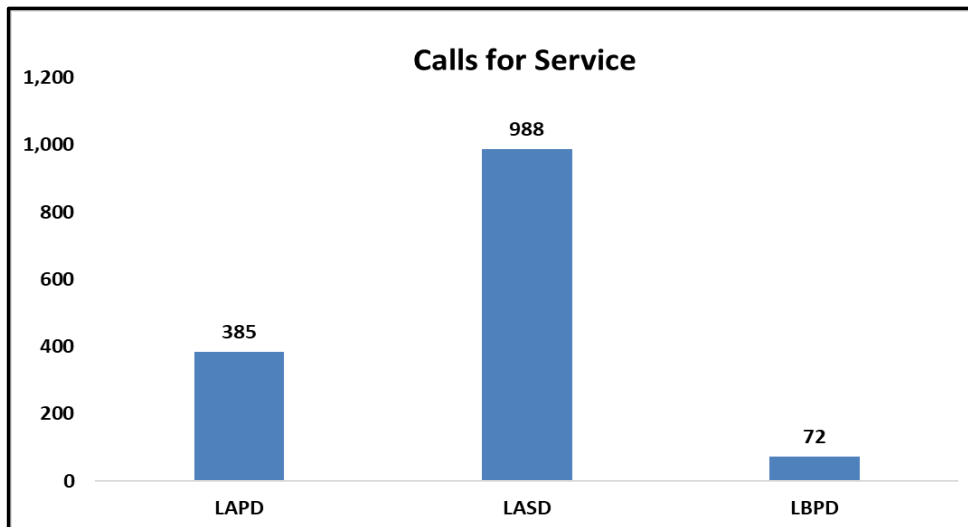


Crimes Against Persons: violent crimes (i.e., homicide, aggravated assaults) are those in which the victims are always individuals

Crimes Against Property: crimes to obtain money, property, or some other benefit (i.e., theft, vandalism, robbery)

Crimes Against Society: represent society's prohibition against engaging in certain types of activity (i.e., drug violations)

Calls for Service



SYSTEM-WIDE LAW ENFORCEMENT OVERVIEW

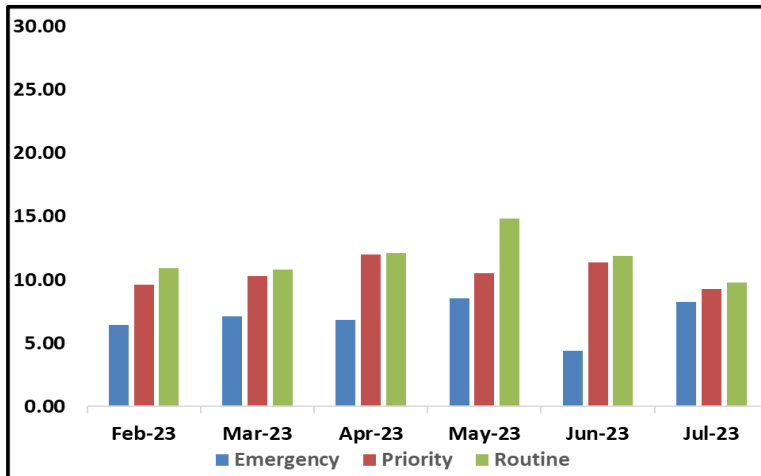
JULY 2023

Attachment B

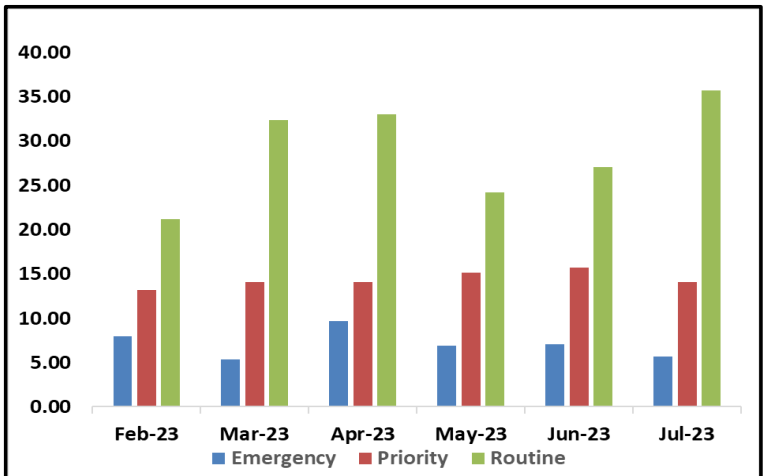
Average Incident Response Times

These graphs show how long it takes (in minutes) for LAPD, LASD, and LBPD to respond to Emergency, Priority, and Routine calls

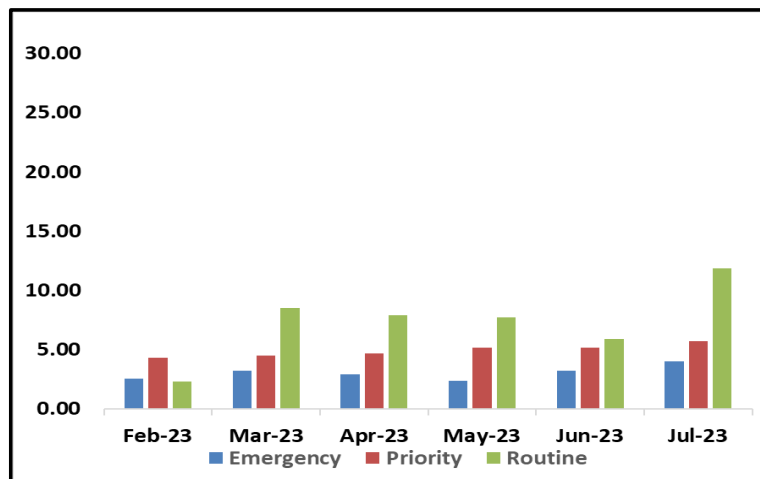
LAPD



LASD



LBPD



*The Drug Free Campaign and the B/D Supplemental Deployment resulted in increased response times to Routine calls in March and April for all Law Enforcement Agencies.

*Impacts to Emergency and Priority calls were nominal except for LAPD, since they were the most impacted by the increased resource deployments for both efforts.

Transit Police

Monthly Crime Report


Attachment B

	2023	2022	%
	July	July	Change
CRIMES AGAINST PERSONS			
Homicide	0	1	-100.0%
Rape	1	0	100.0%
Robbery	23	25	-8.0%
Aggravated Assault	45	39	15.4%
Aggravated Assault on Operator	5	3	66.7%
Battery	69	71	-2.8%
Battery on Operator	11	14	-21.4%
Sex Offenses	8	10	-20.0%
SUB-TOTAL	162	163	-0.6%
CRIMES AGAINST PROPERTY			
Burglary	2	2	0.0%
Larceny	44	47	-6.4%
Bike Theft	5	3	66.7%
Motor Vehicle Theft	3	1	200.0%
Arson	0	0	0.0%
Vandalism	18	32	-43.8%
SUB-TOTAL	72	85	-15.3%
CRIMES AGAINST SOCIETY			
Weapons	12	5	140.0%
Narcotics	42	12	250.0%
Trespassing	45	10	350.0%
SUB-TOTAL	99	27	266.7%
TOTAL	333	275	21.1%
ENFORCEMENT EFFORTS			
Arrests	283	541	-47.7%
Citations	467	845	-44.7%
Calls for Service	1,445	1,597	-9.5%



Metro

SYSTEM SECURITY & LAW ENFORCEMENT

MONTHLY, BI-ANNUAL, ANNUAL COMPARISON

JULY 2023

Attachment B

Crimes

Monthly

System-Wide	Jul-23	Jul-22	% Change
Crimes Against Persons	162	163	-0.61%
Crimes Against Property	72	85	-15.29%
Crimes Against Society	99	27	266.67%
Total	333	275	21.09%

Six Months

System-Wide	Feb-23-Jul-23	Feb-22-Jul-22	% Change
Crimes Against Persons	1,096	992	10.48%
Crimes Against Property	408	517	-21.08%
Crimes Against Society	1,004	146	587.67%
Total	2,508	1,655	51.54%

Annual

System-Wide	Aug-22-Jul-23	Aug-21-Jul-22	% Change
Crimes Against Persons	2,060	1,930	6.74%
Crimes Against Property	755	926	-18.47%
Crimes Against Society	1,248	257	385.60%
Total	4,063	3,113	30.52%

Average Emergency Response Times

Monthly

Jul-23	Jul-22	% Change
5:59	6:34	-8.88%

Six Months

Feb-23-Jul-23	Feb-22-Jul-22	% Change
5:41	5:32	2.71%

Annual

Aug-22-Jul-23	Aug-21-Jul-22	% Change
5:34	5:08	8.44%

Bus Operator Assaults

Monthly

Jul-23	Jul-22	% Change
16	17	-5.88%

Six Months

Feb-23-Jul-23	Feb-22-Jul-22	% Change
84	83	1.20%

Annual

Aug-22-Jul-23	Aug-21-Jul-22	% Change
159	167	-4.79%

Ridership

Monthly

Jul-23	Jul-22	% Change
23,337,404	20,508,580	13.79%

Six Months

Feb-23-Jul-23	Feb-22-Jul-22	% Change
139,472,603	125,173,967	11.42%

Annual

Aug-22-Jul-23	Aug-21-Jul-22	% Change
272,019,572	254,111,315	7.05%



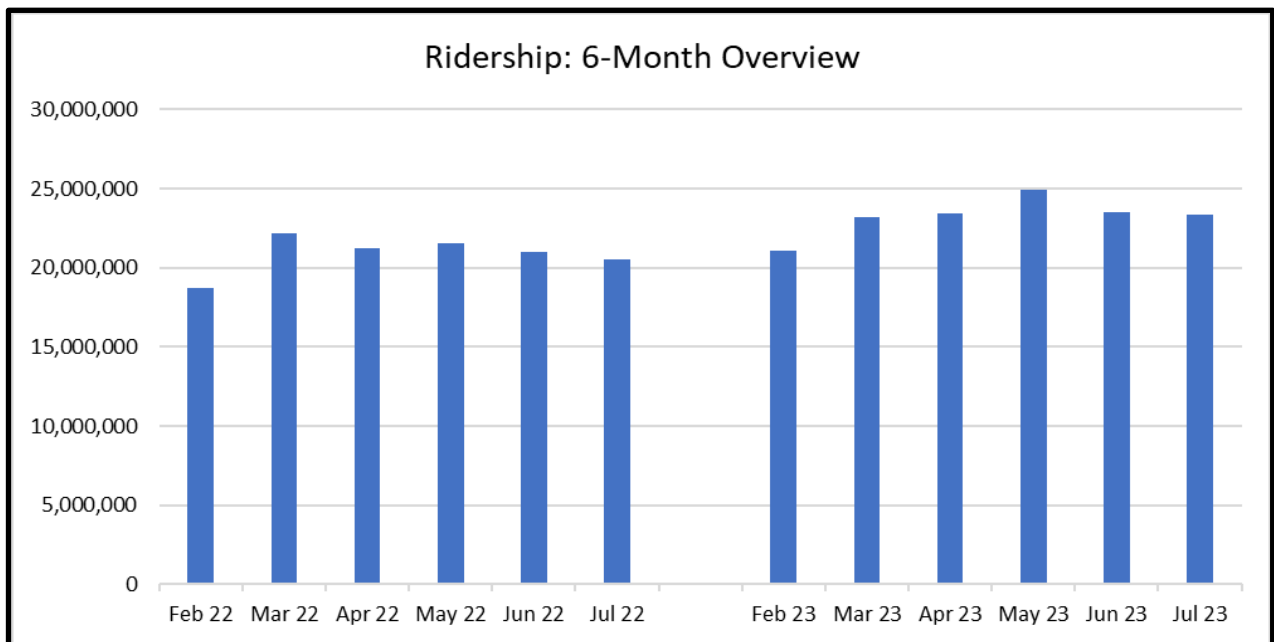
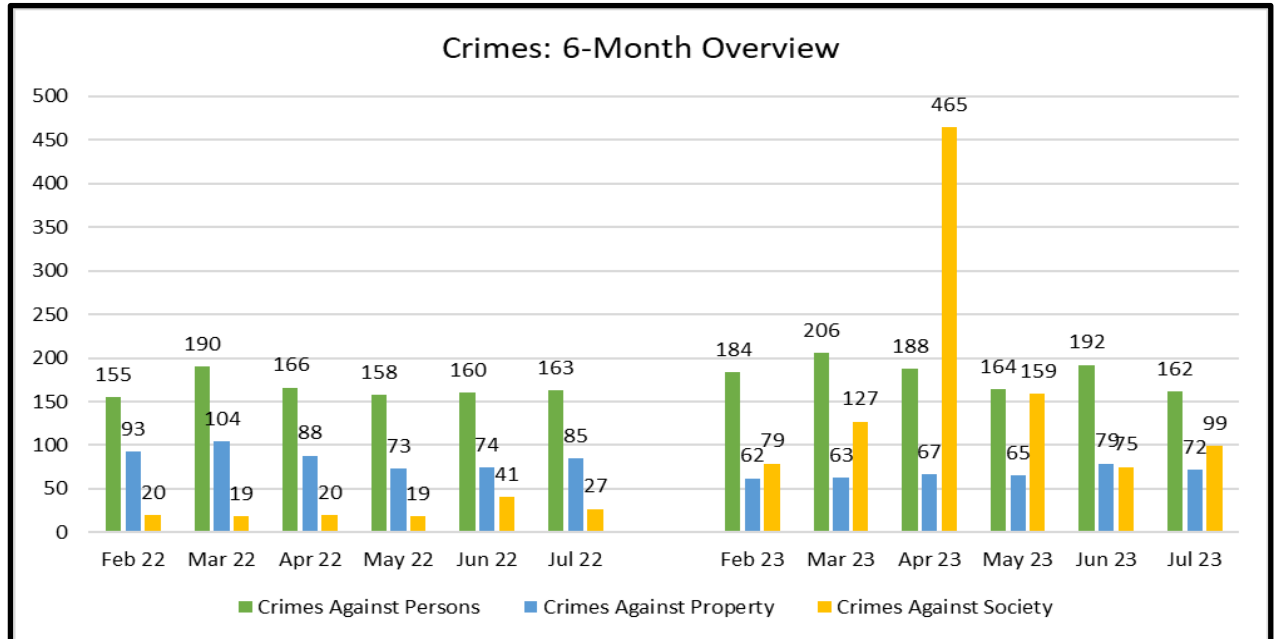
Metro

SYSTEM SECURITY & LAW ENFORCEMENT

MONTHLY, BI-ANNUAL, ANNUAL COMPARISON

JULY 2023

Attachment B



A LINE (BLUE)

ATTACHMENT C

MONTHLY UPDATE ON TRANSIT POLICING PERFORMANCE - JUNE 2023

REPORTED CRIME				
CRIMES AGAINST PERSONS	LAPD	LASD	LBPd	FYTD
Homicide	0	0	0	2
Rape	0	0	0	2
Robbery	1	4	0	70
Aggravated Assault	4	5	1	62
Aggravated Assault on Operator	0	0	0	0
Battery	1	4	3	84
Battery Rail Operator	0	0	0	1
Sex Offenses	1	0	1	13
SUB-TOTAL	7	13	5	234
CRIMES AGAINST PROPERTY	LAPD	LASD	LBPd	FYTD
Burglary	0	0	0	6
Larceny	1	2	0	51
Bike Theft	0	0	0	1
Motor Vehicle Theft	0	0	0	7
Arson	0	0	0	1
Vandalism	1	1	0	32
SUB-TOTAL	2	3	0	98
CRIMES AGAINST SOCIETY	LAPD	LASD	LBPd	FYTD
Weapons	0	0	0	16
Narcotics	0	1	0	49
Trespassing	4	1	0	37
SUB-TOTAL	4	2	0	102
TOTAL	13	18	5	434

CRIMES PER STATION				
STATION	CRIMES AGAINST PERSONS	CRIMES AGAINST PROPERTY	CRIMES AGAINST SOCIETY	FYTD
APU/Citrus College	0	0	0	20
Azusa Downtown	0	0	0	18
Irwindale	0	0	0	8
Duarte/City of Hope	0	0	0	9
Monrovia	0	0	0	7
Arcadia	1	0	0	12
Sierra Madre Villa	0	0	0	14
Allen	0	0	0	3
Lake	0	0	0	24
Memorial Park	1	0	0	6
Del Mar	1	0	0	5
Fillmore	0	0	0	7
South Pasadena	0	0	0	3
Highland Park	0	0	1	10
Southwest Museum	0	0	0	15
Heritage Square	0	0	0	7
Lincoln/Cypress	0	0	0	3
Chinatown	0	0	0	8
Union Station	1	0	0	14
Little Tokyo/Arts Dist	0	0	0	0
Historic Broadway	0	0	0	0
Grand Av Arts/Bunker Hill	0	0	0	0
7th St/Metro Ctr	1	0	0	15
Pico	0	0	0	13
Grand/LATTC	4	1	1	27
San Pedro St	0	0	0	13
Washington	1	1	1	32
Vernon	0	0	0	9
Slauson	2	0	0	23
Florence	0	0	0	25
Firestone	1	0	0	19
103rd St/Watts Towers	0	0	1	7
Willowbrook/Rosa Parks	5	3	2	95
Compton	0	0	0	22
Artesia	1	0	0	17
Del Amo	1	0	0	27
Wardlow	0	0	0	5
Willow St	2	2	0	25
PCH	1	0	0	16
Anaheim St	0	0	0	9
5th St	0	0	0	3
1st St	0	0	0	6
Downtown Long Beach	2	0	0	16
Pacific Av	0	0	0	3
Blue Line Rail Yard	0	0	0	3
Other	0	0	0	0
Total	25	7	6	623

ARRESTS				
AGENCY	LAPD	LASD	LBPd	FYTD
Felony	0	8	0	153
Misdemeanor	4	38	1	634
TOTAL**	4	46	1	787

CITATIONS				
AGENCY	LAPD	LASD	LBPd	FYTD
Misdemeanor Citations	0	0	1	3
Other Citations	1	25	4	475
Vehicle Code Citations	0	0	25	218
TOTAL	1	25	29	693

CALLS FOR SERVICE				
AGENCY	LAPD	LASD	LBPd	FYTD
Routine	5	101	6	1,979
Priority	34	93	48	1,730
Emergency	4	13	14	391
TOTAL	43	207	68	4,100

DISPATCHED VS. PROACTIVE			
AGENCY	LAPD	LASD	LBPd
Dispatched	17%	2%	3%
Proactive	83%	98%	97%
TOTAL	100%	100%	100%

PERCENTAGE OF TIME SPENT ON THE RAIL SYSTEM	
Blue Line-LAPD	80%
Blue Line-LASD	87%
Blue Line-LBPd	80%

GRADE CROSSING OPERATIONS				
LOCATION	LAPD	LASD	LBPd	FYTD
City of Azusa	0	11	0	126
Irwindale	0	14	0	235
Duarte Station	0	4	0	78
Monrovia	0	2	0	68
Magnolia Ave	0	0	0	0
Arcadia Station	0	0	0	78
City of Pasadena	0	4	0	224
South Pasadena	0	4	0	93
Marmion Way	0	0	0	1
Flower St	0	0	0	48
Washington St	71	0	0	588
Slauson	0	7	0	58
Florence	0	6	4	86
Firestone	0	5	0	59
103rd St	1	0	0	193
Willowbrook	0	51	0	549
Compton	0	13	0	142
Artesia	0	12	0	95
Del Amo	0	18	0	108
Wardlow Rd	0	0	0	36
Long Beach Blvd	0	0	0	2
Pacific Ave.	0	0	0	0
TOTAL	72	151	4	2,867

LEGEND
Los Angeles Police Department
Los Angeles County Sheriff's Department
Long Beach Police Department

**Totals do not include arrests made due to an infraction.

B LINE (RED)

ATTACHMENT C

MONTHLY UPDATE ON TRANSIT POLICING PERFORMANCE - JUNE 2023

REPORTED CRIME		
CRIMES AGAINST PERSONS	LAPD	FYTD
Homicide	0	4
Rape	0	5
Robbery	7	90
Aggravated Assault	8	126
Aggravated Assault on Operator	0	1
Battery	21	229
Battery Rail Operator	0	2
Sex Offenses	1	28
SUB-TOTAL	37	485
CRIMES AGAINST PROPERTY	LAPD	FYTD
Burglary	0	1
Larceny	8	131
Bike Theft	0	3
Motor Vehicle Theft	0	0
Arson	0	0
Vandalism	4	43
SUB-TOTAL	12	178
CRIMES AGAINST SOCIETY	LAPD	FYTD
Weapons	0	19
Narcotics	9	110
Trespassing	26	483
SUB-TOTAL	35	612
TOTAL	84	1,275

ARRESTS		
AGENCY	LAPD	FYTD
Felony	9	201
Misdemeanor	78	644
TOTAL **	87	845

CITATIONS		
AGENCY	LAPD	FYTD
Other Citations	9	333
Vehicle Code Citations	0	78
TOTAL	9	411

CALLS FOR SERVICE		
AGENCY	LAPD	FYTD
Routine	23	300
Priority	155	1,947
Emergency	10	160
TOTAL	188	2,407

DISPATCHED VS. PROACTIVE	
AGENCY	LAPD
Dispatched	20%
Proactive	80%
TOTAL	100%

CRIMES PER STATION				
STATION	CRIMES AGAINST PERSONS	CRIMES AGAINST PROPERTY	CRIMES AGAINST SOCIETY	FYTD
Union Station	3	1	0	49
Civic Center/Grand Park	0	1	0	27
Pershing Square	6	0	1	74
7th St/Metro Ctr	5	1	3	95
Westlake/MacArthur Park	3	1	6	239
Wilshire/Vermont	3	2	7	226
Wilshire/Normandie	0	1	0	16
Vermont/Beverly	0	0	2	78
Wilshire/Western	1	1	0	27
Vermont/Santa Monica	2	0	1	64
Vermont/Sunset	1	0	1	23
Hollywood/Western	2	0	3	55
Hollywood/Vine	2	0	2	61
Hollywood/Highland	3	0	3	69
Universal City/Studio City	1	0	3	37
North Hollywood	5	4	3	128
Red Line Rail Yard	0	0	0	0
Total	37	12	35	1,268

PERCENTAGE OF TIME SPENT ON THE RAIL SYSTEM	
Red Line- LAPD	75%

LEGEND
Los Angeles Police Department

****Totals do not include arrests made due to an infraction.**

C LINE (GREEN)

ATTACHMENT C

MONTHLY UPDATE ON TRANSIT POLICING PERFORMANCE - JUNE 2023

REPORTED CRIME			
CRIMES AGAINST PERSONS	LAPD	LASD	FYTD
Homicide	0	0	0
Rape	0	0	1
Robbery	3	3	37
Aggravated Assault	0	7	35
Aggravated Assault on Operator	0	0	1
Battery	0	1	41
Battery Rail Operator	0	0	2
Sex Offenses	0	0	3
SUB-TOTAL	3	11	120
CRIMES AGAINST PROPERTY	LAPD	LASD	FYTD
Burglary	0	0	2
Larceny	10	5	56
Bike Theft	0	0	4
Motor Vehicle Theft	10	1	22
Arson	0	0	0
Vandalism	1	1	17
SUB-TOTAL	21	7	101
CRIMES AGAINST SOCIETY	LAPD	LASD	FYTD
Weapons	0	0	13
Narcotics	0	6	44
Trespassing	1	0	10
SUB-TOTAL	1	6	67
TOTAL	25	24	288

CRIMES PER STATION				
STATION	CRIMES AGAINST PERSONS	CRIMES AGAINST PROPERTY	CRIMES AGAINST SOCIETY	FYTD
Redondo Beach	1	0	0	17
Douglas	0	0	0	8
El Segundo	0	0	0	8
Mariposa	0	0	0	4
Aviation/LAX	1	16	0	34
Hawthorne/Lennox	1	0	2	22
Crenshaw	0	1	0	24
Vermont/Athens	0	0	0	14
Harbor Fwy	1	0	1	18
Avalon	1	5	0	23
Willowbrook/Rosa Parks	1	0	0	25
Long Beach Bl	1	2	2	33
Lakewood Bl	1	4	1	19
Norwalk	6	0	1	39
Total	14	28	7	288

ARRESTS			
AGENCY	LAPD	LASD	FYTD
Felony	0	3	66
Misdemeanor	1	11	228
TOTAL**	1	14	294

CITATIONS			
AGENCY	LAPD	LASD	FYTD
Other Citations	3	21	338
Vehicle Code Citations	0	0	330
TOTAL	3	21	668

CALLS FOR SERVICE			
AGENCY	LAPD	LASD	FYTD
Routine	1	114	2,635
Priority	18	41	786
Emergency	1	5	80
TOTAL	20	160	3,501

DISPATCHED VS. PROACTIVE		
AGENCY	LAPD	LASD
Dispatched	18%	10%
Proactive	82%	90%
TOTAL	100%	100%

PERCENTAGE OF TIME SPENT ON THE RAIL SYSTEM	
Green Line-LAPD	83%
Green Line-LASD	91%

LEGEND
Los Angeles Police Department
Los Angeles County Sheriff's Department

**Totals do not include arrests made due to an infraction.

E LINE

ATTACHMENT C

MONTHLY UPDATE ON TRANSIT POLICING PERFORMANCE - JUNE 2023

REPORTED CRIME			
CRIMES AGAINST PERSONS	LAPD	LASD	FYTD
Homicide	0	0	1
Rape	0	0	0
Robbery	2	0	44
Aggravated Assault	3	3	30
Aggravated Assault on Operator	0	0	0
Battery	7	4	57
Battery Rail Operator	0	0	1
Sex Offenses	1	0	7
SUB-TOTAL	13	7	140
CRIMES AGAINST PROPERTY	LAPD	LASD	FYTD
Burglary	0	0	0
Larceny	6	0	42
Bike Theft	0	0	4
Motor Vehicle Theft	0	0	0
Arson	0	0	0
Vandalism	0	0	5
SUB-TOTAL	6	0	51
CRIMES AGAINST SOCIETY	LAPD	LASD	FYTD
Weapons	0	0	0
Narcotics	0	0	1
Trespassing	5	0	75
SUB-TOTAL	5	0	76
TOTAL	24	7	267

ARRESTS			
AGENCY	LAPD	LASD	FYTD
Felony	1	1	34
Misdemeanor	7	3	135
TOTAL**	8	4	169

CITATIONS			
AGENCY	LAPD	LASD	FYTD
Other Citations	8	4	117
Vehicle Code Citations	0	0	12
TOTAL	8	4	129

CALLS FOR SERVICE			
AGENCY	LAPD	LASD	FYTD
Routine	2	81	1,345
Priority	40	20	905
Emergency	10	3	105
TOTAL	52	104	2,355

DISPATCHED VS. PROACTIVE		
AGENCY	LAPD	LASD
Dispatched	16%	11%
Proactive	84%	89%
TOTAL	100%	100%

CRIMES PER STATION				
STATION	CRIMES AGAINST PERSONS	CRIMES AGAINST PROPERTY	CRIMES AGAINST SOCIETY	FYTD
Atlantic	0	0	0	2
East LA Civic Ctr	1	0	0	1
Maravilla	0	0	0	1
Indiana (both LAPD & LASD)	0	0	0	6
Soto	0	0	0	3
Mariachi Plaza	0	0	0	2
Pico/Aliso	1	0	0	5
Little Tokyo/Arts Dist	0	0	0	0
Historic Broadway	0	0	0	0
Grand Av Arts/Bunker Hill	0	0	0	0
7th St/Metro Ctr	0	0	0	10
Pico	0	1	0	6
LATTC/Ortho Institute	1	1	0	10
Jefferson/USC	2	0	1	15
Expo Park/USC	1	1	1	19
Expo/Vermont	0	0	0	44
Expo/Western	2	1	0	33
Expo/Crenshaw	2	0	0	37
Farmdale	1	1	1	13
Expo/La Brea	2	0	0	11
La Cienega/Jefferson	0	0	0	7
Culver City	1	0	0	12
Palms	0	0	0	4
Westwood/Rancho Park	0	0	0	1
Expo/Sepulveda	0	0	2	6
Expo/Bundy	1	0	0	5
26th St/Bergamot	0	0	0	2
17th St/SMC	0	0	0	2
Downtown Santa Monica	5	0	0	27
Expo Line Rail Yard	0	0	0	0
Total	20	5	5	284

PERCENTAGE OF TIME SPENT ON THE RAIL SYSTEM	
E Line-LAPD	82%
E Line-LASD	96%

GRADE CROSSING OPERATIONS			
LOCATION	LAPD	LASD	FYTD
City of East LA	0	10	202
Figuerola St	0	0	8
Exposition Blvd	71	0	1,507
Culver City	0	0	33
Santa Monica	0	21	191
TOTAL	71	31	1,941

LEGEND	
Los Angeles Police Department	
Los Angeles County Sheriff's Department	

**Totals do not include arrests made due to an infraction.

G LINE (ORANGE)

ATTACHMENT C

MONTHLY UPDATE ON TRANSIT POLICING PERFORMANCE - JUNE 2023

REPORTED CRIME

CRIMES AGAINST PERSONS	LAPD	FYTD
Homicide	0	0
Rape	0	0
Robbery	2	8
Aggravated Assault	1	10
Aggravated Assault on Operator	0	0
Battery	1	14
Battery Bus Operator	1	5
Sex Offenses	1	2
SUB-TOTAL	6	39
CRIMES AGAINST PROPERTY	LAPD	FYTD
Burglary	0	0
Larceny	0	2
Bike Theft	1	3
Motor Vehicle Theft	0	0
Arson	0	0
Vandalism	0	1
SUB-TOTAL	1	6
CRIMES AGAINST SOCIETY	LAPD	FYTD
Weapons	0	1
Narcotics	1	3
Trespassing	0	4
SUB-TOTAL	1	8
TOTAL	8	53

ARRESTS

AGENCY	LAPD	FYTD
Felony	1	14
Misdemeanor	7	39
TOTAL**	8	53

CITATIONS

AGENCY	LAPD	FYTD
Other Citations	0	265
Vehicle Code Citations	48	1,041
TOTAL	48	1,306

CALLS FOR SERVICE

AGENCY	LAPD	FYTD
Routine	0	12
Priority	3	83
Emergency	0	5
TOTAL	3	100

DISPATCHED VS. PROACTIVE

AGENCY	LAPD
Dispatched	15%
Proactive	85%
TOTAL	100%

CRIMES PER STATION

STATION	CRIMES AGAINST PERSONS	CRIMES AGAINST PROPERTY	CRIMES AGAINST SOCIETY	FYTD
North Hollywood	1	0	1	11
Laurel Canyon	0	0	0	0
Valley College	0	0	0	0
Woodman	0	0	0	3
Van Nuys	1	0	0	4
Sepulveda	0	0	0	1
Woodley	0	0	0	5
Balboa	0	0	0	5
Reseda	1	0	0	3
Tampa	0	0	0	4
Pierce College	0	1	0	2
De Soto	0	0	0	1
Canoga	1	0	0	4
Warner Center	0	0	0	0
Sherman Way	0	0	0	3
Roscoe	1	0	0	2
Nordhoff	0	0	0	0
Chatsworth	1	0	0	4
Total	6	1	1	52

PERCENTAGE OF TIME SPENT ON THE BUS SYSTEM

Orange Line- LAPD	83%
-------------------	-----

LEGEND

Los Angeles Police Department

***Totals do not include arrests made due to an infraction.*

J LINE (SILVER)

ATTACHMENT C

MONTHLY UPDATE ON TRANSIT POLICING PERFORMANCE - JUNE 2023

REPORTED CRIME			
CRIMES AGAINST PERSONS	LAPD	LASD	FYTD
Homicide	0	0	0
Rape	0	0	0
Robbery	1	0	2
Aggravated Assault	0	0	2
Aggravated Assault on Operator	0	0	1
Battery	0	0	6
Battery Bus Operator	1	0	1
Sex Offenses	0	0	2
SUB-TOTAL	2	0	14
CRIMES AGAINST PROPERTY	LAPD	LASD	FYTD
Burglary	0	0	0
Larceny	0	0	2
Bike Theft	0	0	0
Motor Vehicle Theft	0	0	0
Arson	0	0	0
Vandalism	0	0	3
SUB-TOTAL	0	0	5
CRIMES AGAINST SOCIETY	LAPD	LASD	FYTD
Weapons	0	0	0
Narcotics	0	1	3
Trespassing	0	0	0
SUB-TOTAL	0	1	3
TOTAL	2	1	22

CRIMES PER STATION				
STATION	CRIMES AGAINST PERSONS	CRIMES AGAINST PROPERTY	CRIMES AGAINST SOCIETY	FYTD
El Monte	0	0	1	5
Cal State LA	0	0	0	0
LAC/USC Medical Ctr	0	0	0	0
Alameda	0	0	0	0
Downtown	0	0	0	0
37th St/USC	0	0	0	0
Slauson	0	0	0	5
Manchester	0	0	0	1
Harbor Fwy	1	0	0	3
Rosecrans	0	0	0	1
Harbor Gateway Transit Ctr	1	0	0	6
Carson	0	0	0	1
PCH	0	0	0	0
San Pedro/Beacon	0	0	0	0
Total	2	0	1	22

ARRESTS			
AGENCY	LAPD	LASD	FYTD
Felony	0	0	3
Misdemeanor	0	1	11
TOTAL**	0	1	14

CITATIONS			
AGENCY	LAPD	LASD	FYTD
Other Citations	0	0	241
Vehicle Code Citations	115	0	1,075
TOTAL	115	0	1,316

CALLS FOR SERVICE			
AGENCY	LAPD	LASD	FYTD
Routine	2	7	89
Priority	5	4	71
Emergency	0	0	4
TOTAL	7	11	164

DISPATCHED VS. PROACTIVE		
AGENCY	LAPD	LASD
Dispatched	12%	7%
Proactive	88%	93%
TOTAL	100%	100%

PERCENTAGE OF TIME SPENT ON THE BUS SYSTEM	
Silver Line- LAPD	82%
Silver Line- LASD	93%

LEGEND	
Los Angeles Police Department	
Los Angeles County Sheriff's Department	

**Totals do not include arrests made due to an infraction.

K LINE

ATTACHMENT C

MONTHLY UPDATE ON TRANSIT POLICING PERFORMANCE - JUNE 2023

REPORTED CRIME			
CRIMES AGAINST PERSONS	LAPD	LASD	FYTD
Homicide	0	0	0
Rape	0	0	0
Robbery	0	0	1
Aggravated Assault	0	0	2
Aggravated Assault on Operator	0	0	0
Battery	0	1	2
Battery Bus Operator	0	0	0
Sex Offenses	0	0	0
SUB-TOTAL	0	1	5
CRIMES AGAINST PROPERTY	LAPD	LASD	FYTD
Burglary	0	0	0
Larceny	0	0	1
Bike Theft	0	0	0
Motor Vehicle Theft	0	0	0
Arson	0	0	0
Vandalism	0	0	0
SUB-TOTAL	0	0	1
CRIMES AGAINST SOCIETY	LAPD	LASD	FYTD
Weapons	0	0	1
Narcotics	0	0	0
Trespassing	2	0	2
SUB-TOTAL	2	0	3
TOTAL	2	1	9

CRIMES PER STATION				
STATION	CRIMES AGAINST PERSONS	CRIMES AGAINST PROPERTY	CRIMES AGAINST SOCIETY	FYTD
Expo / Crenshaw	0	0	0	0
Martin Luther King Jr Station	0	0	1	5
Leimert Park Station	0	0	0	0
Hyde Park Station	0	0	1	2
Fairview Heights Station	1	0	0	1
Downtown Inglewood Station	0	0	0	0
Westchester / Veterans Station	0	0	0	1
Total	1	0	2	9

ARRESTS			
AGENCY	LAPD	LASD	FYTD
Felony	0	0	1
Misdemeanor	4	1	34
TOTAL **	4	1	35

CITATIONS			
AGENCY	LAPD	LASD	FYTD
Other Citations	2	0	19
Vehicle Code Citations	0	0	0
TOTAL	2	0	19

CALLS FOR SERVICE			
AGENCY	LAPD	LASD	FYTD
Routine	0	13	553
Priority	3	3	91
Emergency	1	1	7
TOTAL	4	17	651

DISPATCHED VS. PROACTIVE		
AGENCY	LAPD	LASD
Dispatched	20%	4%
Proactive	80%	96%
TOTAL	100%	100%

PERCENTAGE OF TIME SPENT ON THE RAIL SYSTEM	
K Line - LAPD	87%
K Line - LASD	90%

LEGEND	
Los Angeles Police Department	
Los Angeles County Sheriff's Department	

**Totals do not include arrests made due to an infraction.

L LINE (GOLD)

ATTACHMENT C

MONTHLY UPDATE ON TRANSIT POLICING PERFORMANCE - JUNE 2023

REPORTED CRIME			
CRIMES AGAINST PERSONS	LAPD	LASD	FYTD
Homicide	0	0	0
Rape	0	0	0
Robbery	0	0	17
Aggravated Assault	1	2	32
Aggravated Assault on Operator	0	0	1
Battery	2	1	33
Battery Rail Operator	0	0	0
Sex Offenses	0	0	9
SUB-TOTAL	3	3	92
CRIMES AGAINST PROPERTY	LAPD	LASD	FYTD
Burglary	0	0	0
Larceny	0	1	23
Bike Theft	0	0	4
Motor Vehicle Theft	0	0	3
Arson	0	0	1
Vandalism	0	0	14
SUB-TOTAL	0	1	45
CRIMES AGAINST SOCIETY	LAPD	LASD	FYTD
Weapons	0	0	7
Narcotics	0	0	19
Trespassing	2	0	52
SUB-TOTAL	2	0	78
TOTAL	5	4	215

ARRESTS			
AGENCY	LAPD	LASD	FYTD
Felony	2	2	65
Misdemeanor	3	9	511
TOTAL**	5	11	576

CITATIONS			
AGENCY	LAPD	LASD	FYTD
Other Citations	2	11	606
Vehicle Code Citations	0	0	21
TOTAL	2	11	627

CALLS FOR SERVICE			
AGENCY	LAPD	LASD	FYTD
Routine	4	69	3,213
Priority	17	28	1,102
Emergency	2	2	128
TOTAL	23	99	4,443

DISPATCHED VS. PROACTIVE		
AGENCY	LAPD	LASD
Dispatched	25%	10%
Proactive	75%	90%
TOTAL	100%	100%

CRIMES PER STATION				
STATION	CRIMES AGAINST PERSONS	CRIMES AGAINST PROPERTY	CRIMES AGAINST SOCIETY	FYTD
APU/Citrus College	0	1	0	21
Azusa Downtown	0	0	0	18
Irwindale	0	0	0	8
Duarte/City of Hope	0	0	0	9
Monrovia	1	0	0	8
Arcadia	0	0	0	11
Sierra Madre Villa	0	0	0	14
Allen	0	0	0	3
Lake	0	0	0	24
Memorial Park	1	0	0	6
Del Mar	1	0	0	5
Fillmore	0	0	0	7
South Pasadena	0	0	0	3
Highland Park	0	0	1	10
Southwest Museum	0	0	0	15
Heritage Square	0	0	0	7
Lincoln/Cypress	0	0	0	3
Chinatown	1	0	1	10
Union Station	2	0	0	15
Little Tokyo/Arts Dist	0	0	0	0
Pico/Aliso	0	0	0	4
Mariachi Plaza	0	0	0	2
Soto	0	0	0	3
Indiana (both LAPD & LASD)	0	0	0	6
Maravilla	0	0	0	1
East LA Civic Ctr	0	0	0	0
Atlantic	0	0	0	2
Total	6	1	2	215

PERCENTAGE OF TIME SPENT ON THE RAIL SYSTEM	
Gold Line-LAPD	73%
Gold Line-LASD	92%

GRADE CROSSING OPERATIONS			
LOCATION	LAPD	LASD	FYTD
Marmion Way	0	0	1
Arcadia Station	0	3	81
Irwindale	0	13	234
Monrovia	0	2	68
City of Pasadena	0	12	232
Magnolia Ave	0	0	0
Duarte Station	0	1	75
City Of Azusa	0	13	128
South Pasadena	0	15	104
City Of East LA	0	9	201
Figuerola St	0	0	8
TOTAL GOAL= 10	0	68	1,132

LEGEND
Los Angeles Police Department
Los Angeles County Sheriff's Department

**Totals do not include arrests made due to an infraction.

BUS PATROL

ATTACHMENT C
MONTHLY UPDATE ON TRANSIT POLICING PERFORMANCE - JUNE 2023

REPORTED CRIME			
CRIMES AGAINST PERSONS	LAPD	LASD	FYTD
Homicide	0	0	0
Rape	0	0	0
Robbery	6	2	94
Aggravated Assault	9	3	119
Aggravated Assault on Operator	6	0	33
Battery	18	3	289
Battery Bus Operator	6	1	111
Sex Offenses	1	4	42
SUB-TOTAL	46	13	688
CRIMES AGAINST PROPERTY	LAPD	LASD	FYTD
Burglary	0	0	1
Larceny	11	3	126
Bike Theft	0	0	7
Motor Vehicle Theft	0	0	4
Arson	0	0	1
Vandalism	2	2	77
SUB-TOTAL	13	5	216
CRIMES AGAINST SOCIETY	LAPD	LASD	FYTD
Weapons	0	2	29
Narcotics	3	3	112
Trespassing	0	1	14
SUB-TOTAL	3	6	155
TOTAL	62	24	1,059

LASD's Crimes per Sector		
Sector		FYTD
Westside	5	42
San Fernando	0	8
San Gabriel Valley	8	50
Gateway Cities	5	132
South Bay	6	157
Total	24	389

LAPD's Crimes per Sector		
Sector		FYTD
Valley Bureau		
Van Nuys	1	26
West Valley	1	25
North Hollywood	2	17
Foothill	3	9
Devonshire	0	5
Mission	0	13
Topanga	1	7
Central Bureau		
Central	7	107
Rampart	3	41
Hollenbeck	0	7
Northeast	1	15
Newton	3	51
West Bureau		
Hollywood	3	36
Wilshire	3	32
West LA	4	20
Pacific	3	13
Olympic	7	65
Southwest Bureau		
Southwest	6	69
Harbor	2	8
77th Street	8	73
Southeast	4	30
Total	62	669

ARRESTS			
AGENCY	LAPD	LASD	FYTD
Felony	4	9	220
Misdemeanor	20	31	940
TOTAL**	24	40	1,160

CITATIONS			
AGENCY	LAPD	LASD	FYTD
Other Citations	5	42	1,126
Vehicle Code Citations	0	12	404
TOTAL	5	54	1,530

CALLS FOR SERVICE			
AGENCY	LAPD	LASD	FYTD
Routine	0	195	1,926
Priority	6	115	1,496
Emergency	1	4	116
TOTAL	7	314	3,538

DISPATCHED VS. PROACTIVE		
AGENCY	LAPD	LASD
Dispatched	27%	4%
Proactive	73%	96%
TOTAL	100%	100%

PERCENTAGE OF TIME SPENT ON THE BUS SYSTEM	
LAPD BUS	75%
LASD BUS	92%

LEGEND	
Los Angeles Police Department	
Los Angeles County Sheriff's Department	

**Totals do not include arrests made due to an infraction.

UNION STATION

ATTACHMENT C

MONTHLY UPDATE ON TRANSIT POLICING PERFORMANCE - JUNE 2023

REPORTED CRIME		
CRIMES AGAINST PERSONS	LAPD	FYTD
Homicide	0	0
Rape	0	2
Robbery	1	7
Aggravated Assault	7	40
Aggravated Assault on Operator	0	0
Battery	12	141
Battery Rail Operator	0	0
Sex Offenses	0	9
SUB-TOTAL	20	199
CRIMES AGAINST PROPERTY	LAPD	FYTD
Burglary	0	4
Larceny	8	41
Bike Theft	0	3
Motor Vehicle Theft	0	1
Arson	0	0
Vandalism	1	16
SUB-TOTAL	9	65
CRIMES AGAINST SOCIETY	LAPD	FYTD
Weapons	0	5
Narcotics	1	4
Trespassing	6	50
SUB-TOTAL	7	59
TOTAL	36	323

ARRESTS		
AGENCY	LAPD	FYTD
Felony	2	42
Misdemeanor	7	150
TOTAL **	9	192

CITATIONS		
AGENCY	LAPD	FYTD
Other Citations	0	82
Vehicle Code Citations	0	7
TOTAL	0	89

CALLS FOR SERVICE		
AGENCY	LAPD	FYTD
Routine	5	109
Priority	48	583
Emergency	2	53
TOTAL	55	745

DISPATCHED VS. PROACTIVE		
AGENCY	LAPD	
Dispatched	14%	
Proactive	86%	
TOTAL	100%	

PERCENTAGE OF TIME SPENT ON THE SYSTEM	
Union Station	79%

LEGEND	
Los Angeles Police Department	

****Totals do not include arrests made due to an infraction.**

7TH & METRO STATION

ATTACHMENT C

MONTHLY UPDATE ON TRANSIT POLICING PERFORMANCE - JUNE 2023

REPORTED CRIME		
CRIMES AGAINST PERSONS	LAPD	FYTD
Homicide	0	0
Rape	0	1
Robbery	0	8
Aggravated Assault	1	11
Aggravated Assault on Operator	0	0
Battery	1	25
Battery Rail Operator	0	0
Sex Offenses	0	0
SUB-TOTAL	2	45
CRIMES AGAINST PROPERTY	LAPD	FYTD
Burglary	0	0
Larceny	0	3
Bike Theft	0	0
Motor Vehicle Theft	0	0
Arson	0	0
Vandalism	0	0
SUB-TOTAL	0	3
CRIMES AGAINST SOCIETY	LAPD	FYTD
Weapons	0	0
Narcotics	0	0
Trespassing	0	13
SUB-TOTAL	0	13
TOTAL	2	61

ARRESTS		
AGENCY	LAPD	FYTD
Felony	0	3
Misdemeanor	0	37
TOTAL**	0	40

CITATIONS		
AGENCY	LAPD	FYTD
Other Citations	5	41
Vehicle Code Citations	0	5
TOTAL	5	46

CALLS FOR SERVICE		
AGENCY	LAPD	FYTD
Routine	3	10
Priority	2	44
Emergency	0	6
TOTAL	5	60

DISPATCHED VS. PROACTIVE	
AGENCY	LAPD
Dispatched	15%
Proactive	85%
TOTAL	100%

PERCENTAGE OF TIME SPENT ON THE SYSTEM	
7th & Metro Station	82%

LEGEND
Los Angeles Police Department

****Totals do not include arrests made due to an infraction.**

A LINE (BLUE)

ATTACHMENT C

MONTHLY UPDATE ON TRANSIT POLICING PERFORMANCE - JULY 2023

REPORTED CRIME				
CRIMES AGAINST PERSONS	LAPD	LASD	LBPd	FYTD
Homicide	0	0	0	0
Rape	0	0	0	0
Robbery	0	4	1	5
Aggravated Assault	2	5	1	8
Aggravated Assault on Operator	0	0	0	0
Battery	3	6	5	14
Battery Rail Operator	0	0	0	0
Sex Offenses	0	1	0	1
SUB-TOTAL	5	16	7	28
CRIMES AGAINST PROPERTY	LAPD	LASD	LBPd	FYTD
Burglary	0	0	0	0
Larceny	1	5	0	6
Bike Theft	0	0	0	0
Motor Vehicle Theft	0	2	0	2
Arson	0	0	0	0
Vandalism	0	3	0	3
SUB-TOTAL	1	10	0	11
CRIMES AGAINST SOCIETY	LAPD	LASD	LBPd	FYTD
Weapons	0	1	2	3
Narcotics	0	8	0	8
Trespassing	5	5	0	10
SUB-TOTAL	5	14	2	21
TOTAL	11	40	9	60

CRIMES PER STATION				
STATION	CRIMES AGAINST PERSONS	CRIMES AGAINST PROPERTY	CRIMES AGAINST SOCIETY	FYTD
APU/Citrus College	1	1	2	4
Azusa Downtown	2	0	0	2
Irwindale	0	1	0	1
Duarte/City of Hope	0	1	0	1
Monrovia	1	0	0	1
Arcadia	0	0	1	1
Sierra Madre Villa	0	0	0	0
Allen	0	0	0	0
Lake	2	0	0	2
Memorial Park	0	0	2	2
Del Mar	0	1	0	1
Fillmore	0	0	0	0
South Pasadena	0	0	0	0
Highland Park	0	0	0	0
Southwest Museum	0	0	0	0
Heritage Square	0	0	0	0
Lincoln/Cypress	0	0	0	0
Chinatown	0	0	0	0
Union Station	0	0	0	0
Little Tokyo/Arts Dist	0	0	0	0
Historic Broadway	0	0	0	0
Grand Av Arts/Bunker Hill	0	0	2	2
7th St/Metro Ctr	1	1	1	3
Pico	1	0	0	1
Grand/LATTC	0	0	0	0
San Pedro St	0	0	0	0
Washington	1	0	2	3
Vernon	1	0	0	1
Slauson	2	0	0	2
Florence	0	1	0	1
Firestone	1	0	1	2
103rd St/Watts Towers	1	0	0	1
Willowbrook/Rosa Parks	2	1	5	8
Compton	3	1	3	7
Artesia	1	1	0	2
Del Amo	1	2	0	3
Wardlow	0	0	0	0
Willow St	1	0	0	1
PCH	2	0	0	2
Anaheim St	2	0	1	3
5th St	0	0	0	0
1st St	0	0	0	0
Downtown Long Beach	2	0	1	3
Pacific Av	0	0	0	0
Blue Line Rail Yard	0	0	0	0
Other	0	0	0	0
Total	28	11	21	60

ARRESTS				
AGENCY	LAPD	LASD	LBPd	FYTD
Felony	2	15	1	18
Misdemeanor	5	66	3	74
TOTAL**	7	81	4	92

CITATIONS				
AGENCY	LAPD	LASD	LBPd	FYTD
Misdemeanor Citations	0	0	2	2
Other Citations	9	73	0	82
Vehicle Code Citations	0	1	3	4
TOTAL	9	74	5	88

CALLS FOR SERVICE				
AGENCY	LAPD	LASD	LBPd	FYTD
Routine	3	230	3	236
Priority	29	123	56	208
Emergency	2	15	13	30
TOTAL	34	368	72	474

DISPATCHED VS. PROACTIVE			
AGENCY	LAPD	LASD	LBPd
Dispatched	14%	4%	3%
Proactive	86%	96%	97%
TOTAL	100%	100%	100%

PERCENTAGE OF TIME SPENT ON THE RAIL SYSTEM	
Blue Line-LAPD	87%
Blue Line-LASD	84%
Blue Line-LBPd	80%

GRADE CROSSING OPERATIONS				
LOCATION	LAPD	LASD	LBPd	FYTD
Azusa	0	9	0	9
Irwindale	0	36	0	36
Duarte Station	0	6	0	6
Monrovia	0	7	0	7
Magnolia Ave	0	0	0	0
Arcadia Station	0	5	0	5
Pasadena	0	27	0	27
South Pasadena	0	3	0	3
Marmion Way	0	0	0	0
Flower St	0	0	0	0
Washington St	47	0	0	47
Slauson	0	7	0	7
Florence	0	11	0	11
Firestone	0	4	0	4
103rd St	5	0	0	5
Willowbrook	0	46	0	46
Compton	0	13	0	13
Artesia	0	10	0	10
Del Amo	0	35	0	35
Wardlow Rd	0	0	2	2
Long Beach Blvd	0	0	0	0
Pacific Av	0	0	0	0
TOTAL	52	219	2	273

LEGEND	
Los Angeles Police Department	
Los Angeles County Sheriff's Department	
Long Beach Police Department	

**Totals do not include arrests made due to an infraction.

B LINE (RED)

ATTACHMENT C

MONTHLY UPDATE ON TRANSIT POLICING PERFORMANCE - JULY 2023

REPORTED CRIME		
CRIMES AGAINST PERSONS	LAPD	FYTD
Homicide	0	0
Rape	1	1
Robbery	3	3
Aggravated Assault	9	9
Aggravated Assault on Operator	0	0
Battery	16	16
Battery Rail Operator	0	0
Sex Offenses	3	3
SUB-TOTAL	32	32
CRIMES AGAINST PROPERTY	LAPD	FYTD
Burglary	0	0
Larceny	5	5
Bike Theft	0	0
Motor Vehicle Theft	0	0
Arson	0	0
Vandalism	2	2
SUB-TOTAL	7	7
CRIMES AGAINST SOCIETY	LAPD	FYTD
Weapons	2	2
Narcotics	16	16
Trespassing	18	18
SUB-TOTAL	36	36
TOTAL	75	75

ARRESTS		
AGENCY	LAPD	FYTD
Felony	15	15
Misdemeanor	44	44
TOTAL **	59	59

CITATIONS		
AGENCY	LAPD	FYTD
Other Citations	54	54
Vehicle Code Citations	0	0
TOTAL	54	54

CALLS FOR SERVICE		
AGENCY	LAPD	FYTD
Routine	26	26
Priority	153	153
Emergency	13	13
TOTAL	192	192

DISPATCHED VS. PROACTIVE	
AGENCY	LAPD
Dispatched	17%
Proactive	83%
TOTAL	100%

CRIMES PER STATION				
STATION	CRIMES AGAINST PERSONS	CRIMES AGAINST PROPERTY	CRIMES AGAINST SOCIETY	FYTD
Union Station	3	0	0	3
Civic Center/Grand Park	2	0	0	2
Pershing Square	1	1	0	2
7th St/Metro Ctr	6	2	4	12
Westlake/MacArthur Park	6	1	10	17
Wilshire/Vermont	2	1	8	11
Wilshire/Normandie	0	0	0	0
Vermont/Beverly	3	0	1	4
Wilshire/Western	1	0	1	2
Vermont/Santa Monica	0	0	0	0
Vermont/Sunset	1	0	0	1
Hollywood/Western	2	0	3	5
Hollywood/Vine	2	1	1	4
Hollywood/Highland	1	0	3	4
Universal City/Studio City	0	0	1	1
North Hollywood	2	1	4	7
Red Line Rail Yard	0	0	0	0
Total	32	7	36	75

PERCENTAGE OF TIME SPENT ON THE RAIL SYSTEM	
Red Line- LAPD	84%

LEGEND
Los Angeles Police Department

****Totals do not include arrests made due to an infraction.**

C LINE (GREEN)

ATTACHMENT C

MONTHLY UPDATE ON TRANSIT POLICING PERFORMANCE - JULY 2023

REPORTED CRIME			
CRIMES AGAINST PERSONS	LAPD	LASD	FYTD
Homicide	0	0	0
Rape	0	0	0
Robbery	1	2	3
Aggravated Assault	2	1	3
Aggravated Assault on Operator	0	0	0
Battery	0	3	3
Battery Rail Operator	0	0	0
Sex Offenses	0	0	0
SUB-TOTAL	3	6	9
CRIMES AGAINST PROPERTY	LAPD	LASD	FYTD
Burglary	0	1	1
Larceny	4	2	6
Bike Theft	0	1	1
Motor Vehicle Theft	0	1	1
Arson	0	0	0
Vandalism	0	4	4
SUB-TOTAL	4	9	13
CRIMES AGAINST SOCIETY	LAPD	LASD	FYTD
Weapons	0	1	1
Narcotics	0	7	7
Trespassing	0	4	4
SUB-TOTAL	0	12	12
TOTAL	7	27	34

CRIMES PER STATION				
STATION	CRIMES AGAINST PERSONS	CRIMES AGAINST PROPERTY	CRIMES AGAINST SOCIETY	FYTD
Redondo Beach	0	0	1	1
Douglas	0	1	0	1
El Segundo	0	0	0	0
Mariposa	0	1	0	1
Aviation/LAX	1	1	0	2
Hawthorne/Lennox	1	2	0	3
Crenshaw	0	0	1	1
Vermont/Athens	0	0	0	0
Harbor Fwy	1	1	0	2
Avalon	1	2	0	3
Willowbrook/Rosa Parks	2	1	4	7
Long Beach Bl	1	1	3	5
Lakewood Bl	1	2	0	3
Norwalk	1	1	3	5
Total	9	13	12	34

ARRESTS			
AGENCY	LAPD	LASD	FYTD
Felony	1	3	4
Misdemeanor	2	22	24
TOTAL **	3	25	28

CITATIONS			
AGENCY	LAPD	LASD	FYTD
Other Citations	2	39	41
Vehicle Code Citations	0	2	2
TOTAL	2	41	43

CALLS FOR SERVICE			
AGENCY	LAPD	LASD	FYTD
Routine	3	113	116
Priority	12	39	51
Emergency	3	3	6
TOTAL	18	155	173

DISPATCHED VS. PROACTIVE		
AGENCY	LAPD	LASD
Dispatched	17%	13%
Proactive	83%	87%
TOTAL	100%	100%

PERCENTAGE OF TIME SPENT ON THE RAIL SYSTEM	
Green Line-LAPD	83%
Green Line-LASD	93%

LEGEND	
Los Angeles Police Department	
Los Angeles County Sheriff's Department	

**Totals do not include arrests made due to an infraction.

E LINE

ATTACHMENT C

MONTHLY UPDATE ON TRANSIT POLICING PERFORMANCE - JULY 2023

REPORTED CRIME			
CRIMES AGAINST PERSONS	LAPD	LASD	FYTD
Homicide	0	0	0
Rape	0	0	0
Robbery	1	0	1
Aggravated Assault	3	4	7
Aggravated Assault on Operator	0	0	0
Battery	4	1	5
Battery Rail Operator	0	0	0
Sex Offenses	0	1	1
SUB-TOTAL	8	6	14
CRIMES AGAINST PROPERTY	LAPD	LASD	FYTD
Burglary	0	0	0
Larceny	4	3	7
Bike Theft	0	0	0
Motor Vehicle Theft	0	0	0
Arson	0	0	0
Vandalism	1	0	1
SUB-TOTAL	5	3	8
CRIMES AGAINST SOCIETY	LAPD	LASD	FYTD
Weapons	0	0	0
Narcotics	0	0	0
Trespassing	3	0	3
SUB-TOTAL	3	0	3
TOTAL	16	9	25

ARRESTS			
AGENCY	LAPD	LASD	FYTD
Felony	2	1	3
Misdemeanor	1	5	6
TOTAL**	3	6	9

CITATIONS			
AGENCY	LAPD	LASD	FYTD
Other Citations	1	9	10
Vehicle Code Citations	0	0	0
TOTAL	1	9	10

CALLS FOR SERVICE			
AGENCY	LAPD	LASD	FYTD
Routine	6	98	104
Priority	44	22	66
Emergency	7	4	11
TOTAL	57	124	181

DISPATCHED VS. PROACTIVE		
AGENCY	LAPD	LASD
Dispatched	17%	10%
Proactive	83%	90%
TOTAL	100%	100%

CRIMES PER STATION				
STATION	CRIMES AGAINST PERSONS	CRIMES AGAINST PROPERTY	CRIMES AGAINST SOCIETY	FYTD
Atlantic	2	0	0	2
East LA Civic Ctr	0	1	0	1
Maravilla	2	0	0	2
Indiana (both LAPD & LASD)	0	1	0	1
Soto	0	0	0	0
Mariachi Plaza	0	0	0	0
Pico/Aliso	0	0	0	0
Little Tokyo/Arts Dist	0	0	0	0
Historic Broadway	1	1	2	4
Grand Av Arts/Bunker Hill	0	0	0	0
7th St/Metro Ctr	0	0	0	0
Pico	0	2	0	2
LATTC/Ortho Institute	1	0	0	1
Jefferson/USC	0	0	0	0
Expo Park/USC	0	0	0	0
Expo/Vermont	0	0	0	0
Expo/Western	0	0	0	0
Expo/Crenshaw	2	0	1	3
Farmdale	1	1	0	2
Expo/La Brea	0	0	0	0
La Cienega/Jefferson	0	0	0	0
Culver City	1	0	0	1
Palms	0	0	0	0
Westwood/Rancho Park	1	0	0	1
Expo/Sepulveda	2	1	0	3
Expo/Bundy	0	0	0	0
26th St/Bergamot	0	0	0	0
17th St/SMC	0	1	0	1
Downtown Santa Monica	1	0	0	1
Expo Line Rail Yard	0	0	0	0
Total	14	8	3	25

PERCENTAGE OF TIME SPENT ON THE RAIL SYSTEM	
E Line-LAPD	86%
E Line-LASD	95%

GRADE CROSSING OPERATIONS			
LOCATION	LAPD	LASD	FYTD
East Los Angeles	0	40	40
Figueroa St	0	0	0
Exposition Blvd	104	0	104
Culver City	0	0	0
Santa Monica	0	29	29
TOTAL	104	69	173

LEGEND	
Los Angeles Police Department	
Los Angeles County Sheriff's Department	

**Totals do not include arrests made due to an infraction.

G LINE (ORANGE)

ATTACHMENT C

MONTHLY UPDATE ON TRANSIT POLICING PERFORMANCE - JULY 2023

REPORTED CRIME

CRIMES AGAINST PERSONS	LAPD	FYTD
Homicide	0	0
Rape	0	0
Robbery	0	0
Aggravated Assault	1	1
Aggravated Assault on Operator	0	0
Battery	0	0
Battery Bus Operator	0	0
Sex Offenses	0	0
SUB-TOTAL	1	1
CRIMES AGAINST PROPERTY	LAPD	FYTD
Burglary	0	0
Larceny	1	1
Bike Theft	0	0
Motor Vehicle Theft	0	0
Arson	0	0
Vandalism	0	0
SUB-TOTAL	1	1
CRIMES AGAINST SOCIETY	LAPD	FYTD
Weapons	0	0
Narcotics	0	0
Trespassing	1	1
SUB-TOTAL	1	1
TOTAL	3	3

ARRESTS

AGENCY	LAPD	FYTD
Felony	2	2
Misdemeanor	1	1
TOTAL**	3	3

CITATIONS

AGENCY	LAPD	FYTD
Other Citations	0	0
Vehicle Code Citations	64	64
TOTAL	64	64

CALLS FOR SERVICE

AGENCY	LAPD	FYTD
Routine	0	0
Priority	1	1
Emergency	0	0
TOTAL	1	1

DISPATCHED VS. PROACTIVE

AGENCY	LAPD
Dispatched	14%
Proactive	86%
TOTAL	100%

CRIMES PER STATION

STATION	CRIMES AGAINST PERSONS	CRIMES AGAINST PROPERTY	CRIMES AGAINST SOCIETY	FYTD
North Hollywood	1	0	1	2
Laurel Canyon	0	0	0	0
Valley College	0	0	0	0
Woodman	0	0	0	0
Van Nuys	0	0	0	0
Sepulveda	0	0	0	0
Woodley	0	0	0	0
Balboa	0	1	0	1
Reseda	0	0	0	0
Tampa	0	0	0	0
Pierce College	0	0	0	0
De Soto	0	0	0	0
Canoga	0	0	0	0
Warner Center	0	0	0	0
Sherman Way	0	0	0	0
Roscoe	0	0	0	0
Nordhoff	0	0	0	0
Chatsworth	0	0	0	0
Total	1	1	1	3

PERCENTAGE OF TIME SPENT ON THE BUS SYSTEM

Orange Line- LAPD	88%
-------------------	-----

LEGEND

Los Angeles Police Department

***Totals do not include arrests made due to an infraction.*

J LINE (SILVER)

ATTACHMENT C

MONTHLY UPDATE ON TRANSIT POLICING PERFORMANCE - JULY 2023

REPORTED CRIME			
CRIMES AGAINST PERSONS	LAPD	LASD	FYTD
Homicide	0	0	0
Rape	0	0	0
Robbery	0	0	0
Aggravated Assault	0	0	0
Aggravated Assault on Operator	0	0	0
Battery	0	0	0
Battery Bus Operator	0	0	0
Sex Offenses	0	0	0
SUB-TOTAL	0	0	0
CRIMES AGAINST PROPERTY	LAPD	LASD	FYTD
Burglary	0	0	0
Larceny	0	0	0
Bike Theft	0	0	0
Motor Vehicle Theft	0	0	0
Arson	0	0	0
Vandalism	0	0	0
SUB-TOTAL	0	0	0
CRIMES AGAINST SOCIETY	LAPD	LASD	FYTD
Weapons	0	0	0
Narcotics	0	0	0
Trespassing	0	0	0
SUB-TOTAL	0	0	0
TOTAL	0	0	0

ARRESTS			
AGENCY	LAPD	LASD	FYTD
Felony	0	0	0
Misdemeanor	0	0	0
TOTAL **	0	0	0

CITATIONS			
AGENCY	LAPD	LASD	FYTD
Other Citations	129	0	129
Vehicle Code Citations	0	0	0
TOTAL	129	0	129

CALLS FOR SERVICE			
AGENCY	LAPD	LASD	FYTD
Routine	0	11	11
Priority	1	3	4
Emergency	0	0	0
TOTAL	1	14	15

DISPATCHED VS. PROACTIVE		
AGENCY	LAPD	LASD
Dispatched	15%	17%
Proactive	85%	83%
TOTAL	100%	100%

CRIMES PER STATION				
STATION	CRIMES AGAINST PERSONS	CRIMES AGAINST PROPERTY	CRIMES AGAINST SOCIETY	FYTD
El Monte	0	0	0	0
Cal State LA	0	0	0	0
LAC/USC Medical Ctr	0	0	0	0
Alameda	0	0	0	0
Downtown	0	0	0	0
37th St/USC	0	0	0	0
Slauson	0	0	0	0
Manchester	0	0	0	0
Harbor Fwy	0	0	0	0
Rosecrans	0	0	0	0
Harbor Gateway Transit Ctr	0	0	0	0
Carson	0	0	0	0
PCH	0	0	0	0
San Pedro/Beacon	0	0	0	0
Total	0	0	0	0

PERCENTAGE OF TIME SPENT ON THE BUS SYSTEM	
Silver Line- LAPD	89%
Silver Line- LASD	86%

LEGEND	
Los Angeles Police Department	
Los Angeles County Sheriff's Department	

**Totals do not include arrests made due to an infraction.

K LINE

ATTACHMENT C

MONTHLY UPDATE ON TRANSIT POLICING PERFORMANCE - JULY 2023

REPORTED CRIME			
CRIMES AGAINST PERSONS	LAPD	LASD	FYTD
Homicide	0	0	0
Rape	0	0	0
Robbery	0	1	1
Aggravated Assault	0	0	0
Aggravated Assault on Operator	0	0	0
Battery	0	1	1
Battery Bus Operator	0	0	0
Sex Offenses	0	1	1
SUB-TOTAL	0	3	3
CRIMES AGAINST PROPERTY	LAPD	LASD	FYTD
Burglary	0	0	0
Larceny	0	0	0
Bike Theft	0	0	0
Motor Vehicle Theft	0	0	0
Arson	0	0	0
Vandalism	0	0	0
SUB-TOTAL	0	0	0
CRIMES AGAINST SOCIETY	LAPD	LASD	FYTD
Weapons	1	0	1
Narcotics	0	0	0
Trespassing	1	0	1
SUB-TOTAL	2	0	2
TOTAL	2	3	5

ARRESTS			
AGENCY	LAPD	LASD	FYTD
Felony	0	1	1
Misdemeanor	0	1	1
TOTAL **	0	2	2

CITATIONS			
AGENCY	LAPD	LASD	FYTD
Other Citations	2	0	2
Vehicle Code Citations	0	0	0
TOTAL	2	0	2

CALLS FOR SERVICE			
AGENCY	LAPD	LASD	FYTD
Routine	0	39	39
Priority	6	4	10
Emergency	0	0	0
TOTAL	6	43	49

DISPATCHED VS. PROACTIVE		
AGENCY	LAPD	LASD
Dispatched	16%	21%
Proactive	84%	79%
TOTAL	100%	100%

CRIMES PER STATION				
STATION	CRIMES AGAINST PERSONS	CRIMES AGAINST PROPERTY	CRIMES AGAINST SOCIETY	FYTD
Expo / Crenshaw	0	0	0	0
Martin Luther King Jr Station	0	0	1	1
Leimert Park Station	0	0	1	1
Hyde Park Station	0	0	0	0
Fairview Heights Station	2	0	0	2
Downtown Inglewood Station	0	0	0	0
Westchester / Veterans Station	1	0	0	1
Total	3	0	2	5

PERCENTAGE OF TIME SPENT ON THE RAIL SYSTEM	
K Line - LAPD	86%
K Line - LASD	93%

LEGEND	
Los Angeles Police Department	
Los Angeles County Sheriff's Department	

**Totals do not include arrests made due to an infraction.

BUS PATROL

ATTACHMENT C
MONTHLY UPDATE ON TRANSIT POLICING PERFORMANCE - JULY 2023

REPORTED CRIME			
CRIMES AGAINST PERSONS	LAPD	LASD	FYTD
Homicide	0	0	0
Rape	0	0	0
Robbery	7	2	9
Aggravated Assault	12	4	16
Aggravated Assault on Operator	4	1	5
Battery	13	4	17
Battery Bus Operator	7	4	11
Sex Offenses	2	0	2
SUB-TOTAL	45	15	60
CRIMES AGAINST PROPERTY	LAPD	LASD	FYTD
Burglary	0	1	1
Larceny	7	3	10
Bike Theft	1	2	3
Motor Vehicle Theft	0	0	0
Arson	0	0	0
Vandalism	3	4	7
SUB-TOTAL	11	10	21
CRIMES AGAINST SOCIETY	LAPD	LASD	FYTD
Weapons	1	3	4
Narcotics	1	7	8
Trespassing	0	1	1
SUB-TOTAL	2	11	13
TOTAL	58	36	94

LASD's Crimes per Sector		
Sector		FYTD
Westside	2	2
San Fernando	3	3
San Gabriel Valley	2	2
Gateway Cities	13	13
South Bay	16	16
Total	36	36

LAPD's Crimes per Sector		
Sector		FYTD
Valley Bureau		
Van Nuys	1	1
West Valley	0	0
North Hollywood	1	1
Foothill	0	0
Devonshire	2	2
Mission	1	1
Topanga	1	1
Central Bureau		
Central	9	9
Rampart	2	2
Hollenbeck	1	1
Northeast	1	1
Newton	7	7
West Bureau		
Hollywood	3	3
Wilshire	3	3
West LA	3	3
Pacific	1	1
Olympic	4	4
Southwest Bureau		
Southwest	4	4
Harbor	1	1
77th Street	9	9
Southeast	4	4
Total	58	58

ARRESTS			
AGENCY	LAPD	LASD	FYTD
Felony	11	13	24
Misdemeanor	10	35	45
TOTAL**	21	48	69

CITATIONS			
AGENCY	LAPD	LASD	FYTD
Other Citations	3	45	48
Vehicle Code Citations	0	18	18
TOTAL	3	63	66

CALLS FOR SERVICE			
AGENCY	LAPD	LASD	FYTD
Routine	2	179	181
Priority	10	95	105
Emergency	2	10	12
TOTAL	14	284	298

DISPATCHED VS. PROACTIVE		
AGENCY	LAPD	LASD
Dispatched	19%	4%
Proactive	81%	96%
TOTAL	100%	100%

PERCENTAGE OF TIME SPENT ON THE BUS SYSTEM	
LAPD BUS	85%
LASD BUS	93%

LEGEND	
Los Angeles Police Department	
Los Angeles County Sheriff's Department	

****Totals do not include arrests made due to an infraction.**

UNION STATION

ATTACHMENT C

MONTHLY UPDATE ON TRANSIT POLICING PERFORMANCE - JULY 2023

REPORTED CRIME		
CRIMES AGAINST PERSONS	LAPD	FYTD
Homicide	0	0
Rape	0	0
Robbery	1	1
Aggravated Assault	1	1
Aggravated Assault on Operator	0	0
Battery	10	10
Battery Rail Operator	0	0
Sex Offenses	0	0
SUB-TOTAL	12	12
CRIMES AGAINST PROPERTY	LAPD	FYTD
Burglary	0	0
Larceny	8	8
Bike Theft	1	1
Motor Vehicle Theft	0	0
Arson	0	0
Vandalism	1	1
SUB-TOTAL	10	10
CRIMES AGAINST SOCIETY	LAPD	FYTD
Weapons	1	1
Narcotics	3	3
Trespassing	4	4
SUB-TOTAL	8	8
TOTAL	30	30

ARRESTS		
AGENCY	LAPD	FYTD
Felony	4	4
Misdemeanor	17	17
TOTAL **	21	21

CITATIONS		
AGENCY	LAPD	FYTD
Other Citations	2	2
Vehicle Code Citations	0	0
TOTAL	2	2

CALLS FOR SERVICE		
AGENCY	LAPD	FYTD
Routine	11	11
Priority	39	39
Emergency	3	3
TOTAL	53	53

DISPATCHED VS. PROACTIVE		
AGENCY	LAPD	
Dispatched	18%	
Proactive	82%	
TOTAL	100%	

PERCENTAGE OF TIME SPENT ON THE SYSTEM	
Union Station	83%

LEGEND	
Los Angeles Police Department	

****Totals do not include arrests made due to an infraction.**

7TH & METRO STATION

ATTACHMENT C

MONTHLY UPDATE ON TRANSIT POLICING PERFORMANCE - JULY 2023

REPORTED CRIME		
CRIMES AGAINST PERSONS	LAPD	FYTD
Homicide	0	0
Rape	0	0
Robbery	0	0
Aggravated Assault	0	0
Aggravated Assault on Operator	0	0
Battery	3	3
Battery Rail Operator	0	0
Sex Offenses	0	0
SUB-TOTAL	3	3
CRIMES AGAINST PROPERTY	LAPD	FYTD
Burglary	0	0
Larceny	1	1
Bike Theft	0	0
Motor Vehicle Theft	0	0
Arson	0	0
Vandalism	0	0
SUB-TOTAL	1	1
CRIMES AGAINST SOCIETY	LAPD	FYTD
Weapons	0	0
Narcotics	0	0
Trespassing	3	3
SUB-TOTAL	3	3
TOTAL	7	7

ARRESTS		
AGENCY	LAPD	FYTD
Felony	0	0
Misdemeanor	0	0
TOTAL**	0	0

CITATIONS		
AGENCY	LAPD	FYTD
Other Citations	9	9
Vehicle Code Citations	0	0
TOTAL	9	9

CALLS FOR SERVICE		
AGENCY	LAPD	FYTD
Routine	0	0
Priority	8	8
Emergency	1	1
TOTAL	9	9

DISPATCHED VS. PROACTIVE	
AGENCY	LAPD
Dispatched	18%
Proactive	82%
TOTAL	100%

PERCENTAGE OF TIME SPENT ON THE SYSTEM	
7th & Metro Station	81%

LEGEND
Los Angeles Police Department

****Totals do not include arrests made due to an infraction.**

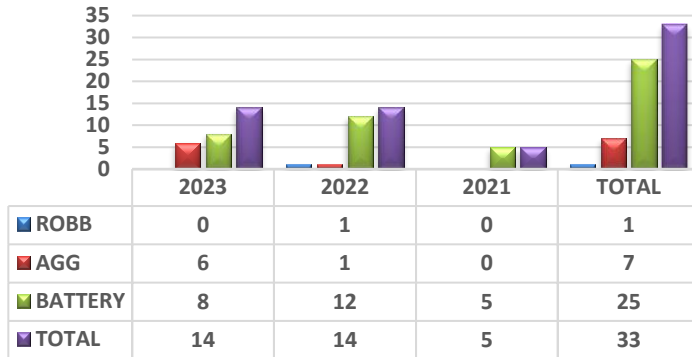


Los Angeles Police Department - Transit Services Division Monthly Bus / Rail Operator Assault Recap Report

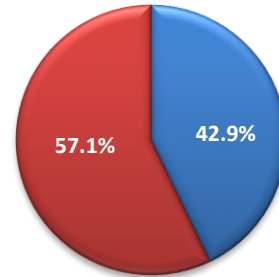
JUNE 2023



Crimes Against Persons
Month of June, 2023, 2022 & 2021
Comparison

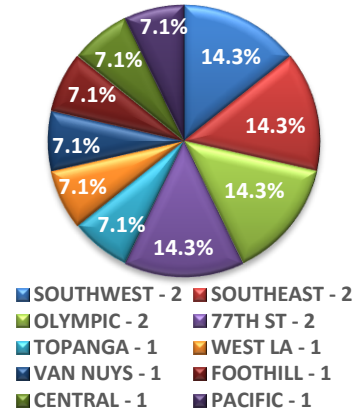


Crime Type
Month of June 2023

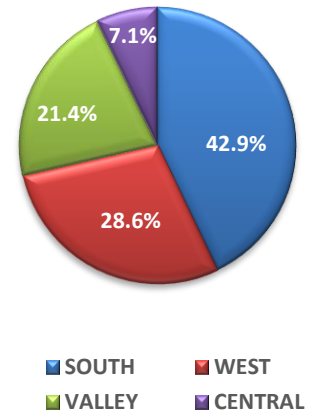


AGG - 6 BATTERY = 8

LAPD Area
Month of June 2023



LAPD Bureau
Month of June 2023



DATE & TIME	BUS / RAIL# LOCATION	NARRATIVE	SUSP INFO	TRANSIENT AND / OR MENTALLY DISABLED	BARRIER UTILIZED
06/01/23 @ 0830 HRS	6 th & San Pedro Bus Line # 60 Bus # 5993	<p>BATTERY Suspect demanded victim to stop bus. Victim advised he can stop and stopping would be unsafe. Suspect became upset, reached over the plastic barrier and struck victim. Officer flagged down a passing LAPD Unit and provided information regarding the assault.</p> <p>NO INJURIES: NO ARREST</p>	F/W 38 YOA	Unkn	Yes
06/04/23 @ 1315 HRS	117 TH & Figueroa Bus Line # 45 Bus # 1661	<p>AGG ASSAULT / BRANDISHING Suspect boarded bus, proceeded to the rear of the bus and used the restroom on the bus. Suspect then took off her clothes and began vandalizing the interior of the bus by breaking off the cover of the farebox and set off a fire extinguisher. Fearful, victim parked bus, exited a waited for PD arrival. Suspect also brandished a knife towards victim and threatened to stab victim if she stepped onto the bus. Suspected exited bus and fled location.</p> <p>INJURIES: No physical injuries. Victim was too nervous to continue (TNTC). NO ARREST</p>	F/B 30 YOA	Yes Yes	Unkn

Monthly Bus / Rail Operator Assaults Recap Report

June 2023

Page 2

DATE & TIME	BUS / RAIL# LOCATION	NARRATIVE	SUSP INFO	TRANSIENT AND / OR MENTALLY DISABLED	BARRIER UTILIZED
06/08/23 @ 0905 HRS	3 rd St. & St Andrews Bus Line # 16 Bus # 8597	BATTERY Suspect entered bus, stood next to victim and did not pay fare. Victim ignored suspect. Suspect began repeatedly telling victim he was going to box him, stab him and beat him up. Suspect then threw a cell charger at victim. Victim stopped the bus and advised suspect had to exit. Suspect continued to yell at victim and then spat on victim's face. Suspect exited the bus and victim immediately locked the bus doors. Suspect then kicked the bus door four times casing the window of the bus door to break off. Suspect fled location. INJURIES: Saliva on face. Victim declined RA and wiped his face with a sanitize wipe. Victim was "Too Nervous to Continue." NO ARREST	M/B 30 YOA	Unkn Yes	Unkn
06/14/23 @ 1230 HRS	MLK Jr. Blvd & Figueroa Bus Line: 81 Bus # 1879	AGG ASSAULT / BRANDISHING Suspect approached victim and demanded victim turn on the air conditioner. Victim advised he had to accommodate all the passengers, refusing to turn on the air conditioner. Suspect continued to approach victim, brandishing a 4" knife and stated, "Don't f... with me, I'll stab you, tur on the A/C." Fearful, victim stopped the bus and reported incident to BOC. Suspect exited bus and fled location. NO INJURIES. NO ARREST	M/W 50 YOA	Unkn Unkn	Unkn
06/15/23 @ 19509	Orange Line Canoga & Vanowen Bus Line # 901 Bus # 19509	BATTERY Suspect entered bus and unprovoked placed is head around the plastic barrier and spat on victim's face. Suspect exited without saying anything to victim. Victim flagged down LAPD officers. Suspect was arrested. INJURIES: Saliva on face. PPA ARREST	M/B 34 YOA	Yes Yes	Yes
06/16/23 @ 1220 HRS	Silver Line 117 TH & Figueroa Bus: Line # 910 Bus # 8391	BATTERY Suspect entered bus and argued with victim. Suspect without warning, suspect leaved around the plastic barrier and spat in victim face two times. Victim pulled off the freeway, allowed passengers to exit and contacted PD. INJURIES: Saliva on victim's face. Victim was TNTC. NO ARREST	F/B 30 YOA	Unkn Unkn	Yes
06/17/23 @ 1720 HRS	Gage & Normandie Bus Line: 207 Bus #: 9536	BATTERY Suspect reacted when victim refused to stop prematurely and allow suspect to exit bus. Suspect poured her cold Starbucks coffee on victim. Suspect stopped bus and allow suspect to exit. Suspect exited and fled location. INJURIES: No physical injuries. Victim unable to continue due to clothing being saturated with coffee. NO ARREST	F/B 25 YOA	Unkn Unkn	Unkn

Monthly Bus / Rail Operator Assaults Recap Report

June 2023

Page 3

DATE & TIME	BUS / RAIL# LOCATION	NARRATIVE	SUSP INFO	TRANSIENT AND / OR MENTALLY DISABLED	BARRIER UTILIZED
06/19/23 @ 0445 HRS	39 th Pl & Western Bus Line # 207 Bus # 8779	<p>AGG ASSAULT Suspect approached victim and asked victim “Where you from?” Note this statement is common street vernacular for attempting to identify a person’s gang affiliation. Suspect then produced a 12” knife (with handle). Victim stopped bus, exited bus and called his supervisor on his cell. Suspect exited bus and raised it above his head. Suspect then chased victim causing victim to run and tripped in the middle of the street. Suspect returned to the bus, sat in the driver’s seat and attempted to operator bus (incident recorded on CCTV). Unable to operate bus, suspect took victim’s wallet from the drivers’ compartment, exited bus, took another passengers bike and fled location.</p> <p>INJURIES: Skinned legs from falling. NO ARREST</p>	M/B 40 YOA	Unkn Unkn	Unkn
06/20/23 @ 1330	Expo Sepulveda Stn Bus Line # 761 Bus # 8766	<p>BATTERY Victim was parked and taking a break inside the locked bus. Suspect approached and insisted the day before, victim took his backpack. Victim denied suspects accusations. Suspect continued insisting victim took his backpack. Suspect attempted to enter the bus. Suspect then walked over to the driver’s side window (half opened) and punched victim 10 times. Suspect then fled on foot. Victim was unable to operate bus and requested to see company doctor.</p> <p>INJURIES: RA responded and treated victims 1” laceration on his hand. NO ARREST.</p>	M/B 20 YOA	Unkn Unkn	N/A
06/22/23 @ 1350 HRS	1716 Main St. Bus Line # 33 Bus # 8522	<p>AGG ASSAULT Victim experienced bus mechanical issued resulting in him parking bus and exiting to conduct a “walk around” of the bus. Victim observed suspect standing directly behind him holding a 6” knife in his hand. Victim then felt a strike to his lower back. Fearful, victim fled and noticed suspect chased him for approximately 20 feet. Victim sought assistance from nearby security guard (witness) posted at a Cannabis Dispensary. Witness informed victim he was stabbed. Witness attempted to detain suspect by deploying OC spray thus causing suspect to become disoriented and remain at the location. LAPD officers arrived and took suspect into custody.</p> <p>INJURIES: Victim was transported to UCLA Medical Center and treated for 1 ½ inch punctured wound to his lower back. ARREST</p>	M/W 60 YOA	Yes Yes	N/A

Monthly Bus / Rail Operator Assaults Recap Report

June 2023

Page 4

DATE & TIME	BUS / RAIL# LOCATION	NARRATIVE	SUSP INFO	TRANSIENT AND / OR MENTALLY DISABLED	BARRIER UTILIZED
06/24/23 @ 2045 HRS	Van Nuys Bl & Gault Bus Line # 233 Bus # 8725	AGG ASSAULT Stopped bus and a designated bus stop, picked up passengers and proceeded to continue driving. Victim heard someone yelling to stop. Victim observed suspect banging on the bus back door and yelling to stop. Victim opened the bus door and said to stop banging on the bus door. Suspect angered by victim's statement, yelled, "don't talk to my B.... like that!" The suspect then threw a metal bottle with unknown liquid towards victim, hitting victim's shoulder. Victim then demanded both passenger and suspect to exit bus. As suspect and passenger and suspect exited, suspect stated, "I have a gun, I'm going to shoot you!" Suspect opened her backpack and looked inside. Victim closed the bus doors and drove away. INJURIES: RA responded and treated victim for shoulder pain. NO ARREST	F/B 20 YOA	Unkn Unkn	Unkn
06/24/23 @ 2200	Summit Rose & Tinker Bus Line # 690 Bus # 5956	Victim was parked at location. Suspect asked, "what time if the bus leaving." Victim replied, "10 minutes." Suspect became agitated. Victim opened the bus door and suspect continued to be agitated. Victim told suspect to sit down. Suspect approached victim and spat on victim's face. INJURIES: Saliva on victim's face. NO ARREST.	M/B 17 YOA	Unkn Unkn	Unkn
06/28/23 @ 1430 HRS	Broadway& Manchester Bus Line # 115 Bus #5955	AGG ASSAULT Victim stopped operating bus due to possible mechanical problems. Suspect approached victim and asked why he stopped. Victim advised of the mechanical problems. Suspect became enraged, produced a 6-inch knife, approached victim and raised the knife over his shoulder. Victim asked suspect to stop and suspect conceded. Fearful, victim stopped bus and exited. Suspect sat in the bus driver's seat but was unable to operate bus. Suspect exited and fled location. NO INJURIES. NO ARREST	M/H 50 YOA	Unkn Unkn	Unkn
06/30/23 @ 2015 HRS	3 rd St & Vermont Bus Line# 207 Bus # 9516	BATTERY Suspect walked to the front of the bus and stated to victim, "it's too cold in here." Victim opened the front door and as suspect exited, pulled off the bus's right-side view mirror and threw it at victim. Although the barrier was utilized, the mirror still contacted victim's face. Suspect exited bus and fled location. NO INJURIES. NO ARREST	M/H YO A	Unkn Unkn	Yes



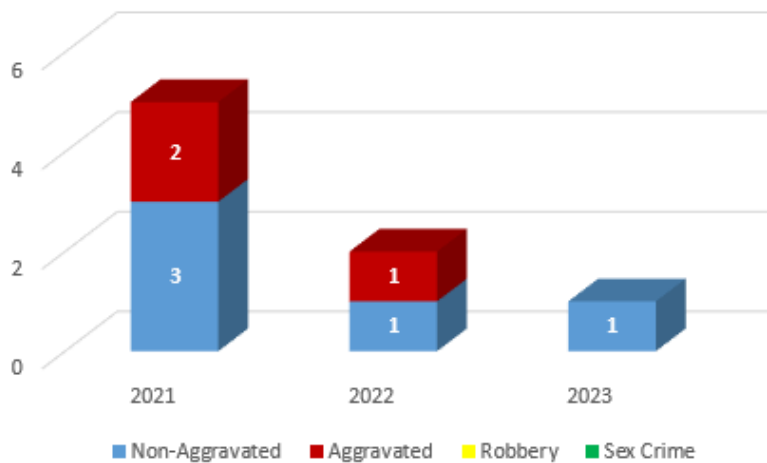
Monthly Bus/Rail Operator Assault Report



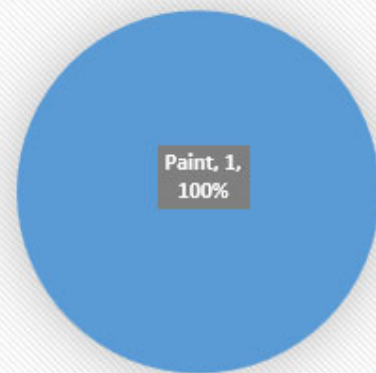
June 2023

June Bus/Rail Operator Assaults

June 2021 - 2023 Assaults



June 2023
Method of Assault



In June, there was one non-aggravated assault.

Date	Time	Line	Bus #	Narrative	Barrier
6/10/2023	0:30	2	8617	West Hollywood 6/10 0030hrs Sus MW/60yrs threw paint on bus op when asked to stop using profanity	Yes

*B (NU): Barrier installed, not used; N/A (o): Not applicable, assault occurred outside of barrier

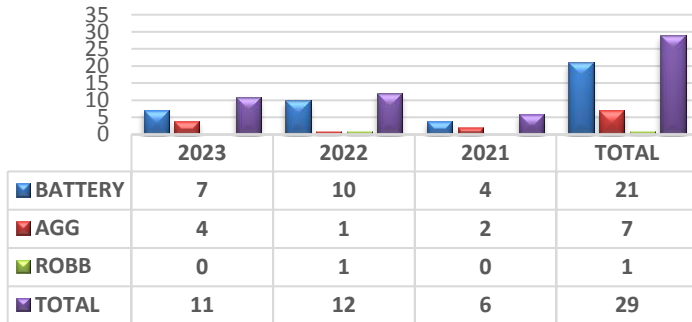


Los Angeles Police Department - Transit Services Division Monthly Bus / Rail Operator Assault Recap Report

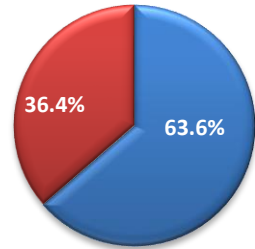
JULY 2023



Crimes Against Persons
Month of July, 2023, 2022 & 2021
Comparison

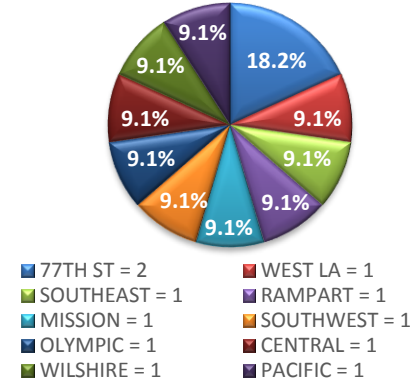


Crime Type
Month of July 2023

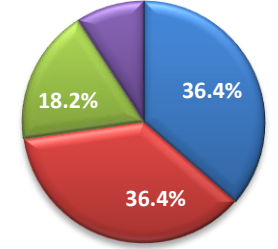


BATTERY = 7 AGG = 4

LAPD Area
Month of July 2023



LAPD Bureau
Month of July 2023



WEST = 4 SOUTH = 4
CENTRAL = 2 VALLEY = 1

DATE & TIME	BUS / RAIL# LOCATION	NARRATIVE	SUSP INFO	TRANSIENT AND / OR MENTALLY DISABLED	BARRIER UTILIZED
07/02/23 @ 1340 HRS	Roscoe & Sepulveda Bus Line #234 Bus # 4163	BATTERY Suspect became agitated due to victim not departing from bus top. Victim advised she had to adhere to the bus schedule. Suspected stated, "What's the hold-up b.....?" Victim stated to suspect he had the option to exit the bus. Suspect grabbed his backpack, walked up to the front of the bus and spat on victim. Suspect's spit landed on glass partition and partly on victim's chest area. INJURIES: Spit on victim's chest. Victim requested to see company doctor. NO ARREST	M/H 40 YOA	Unkn Unkn	Yes
07/06/23 @ 1510 HRS	3rd & La Brea Bus Line # 16 Bus # 4073	BATTERY Suspect remained seated and continued to press the stop button. Victim asked suspect if he needed to exit bus. Suspect became irate and with a skateboard in hand said, "I will kill you." Victim stopped bus and suspect exited. MTA supervisor arrived to discuss the situation with victim outside bus. Suspect approached victim and spat on victim's face and ear 2 times. MTA supervisor advised victim to step back and shut the front door. Suspect fled location. INJURIES: Spit in face and ears. Victim was Too Nervous to Continue (TNTC). NO ARREST	M/B 35 YOA	Unkn Unkn	N/A

Monthly Bus / Rail Operator Assaults Recap Report

July 2023

Page 2

DATE & TIME	BUS / RAIL# LOCATION	NARRATIVE	SUSP INFO	TRANSIENT AND / OR MENTALLY DISABLED	BARRIER UTILIZED
07/07/23 @ 1730 HRS	91 st & Normandie Bus Line # 206 Bus # 5986	BATTERY Suspect boarded bus and engaged in a verbal dispute with witness regarding child custody. Witness claimed not to know suspect. Victim pulled bus over and told both suspect and witness to exit due to the disturbance. Witness exited but the suspect replied, "Don't yell at me and my baby." Suspect approached victim and pushed victim, grabbed victim's glasses off her face and punched victim's face multiple times. Suspect then bit victim's left index finger. Passengers on the bus attempted to break up the altercation. Suspect exited bus, returned and continued her assault, punching victim's stomach several times. Suspect exited bus and fled location. INJURIES: Swollen cheek, contusion on forehead, 2 ½ inch laceration on index finger. NO ARREST	F/B 25 YOA	Unkn Unkn	Unkn
07/09/23 @ 1500 HRS	5 th & Grand Bus Line # 18 Bus # 1718	AGG ASSAULT / BRANDISHING Suspect accused victim of "missing my street to exit." Victim advised location was not a designated bus stop and stated, "Sir, this is not a normal stop." Suspect verbally threaten victim, swung over the glass door and attempted to hit victim with a small bag. Suspect became more upset that he was not able to strike victim. Suspect then stated, "I'm going to cut your throat." Suspect searched his bag and produced a 6" blade knife. Victim was scared for his life and stopped the bus. Suspect exited and fled location. INJURIES: Panic attack, TNTC. NO ARREST	M/H 40 YOA	Unkn Unkn	Yes
07/13/23 @ 1410 HRS	6 th St & Alvarado Bus Line: Bus # 1879	BATTERY Victim stopped at a designated stop allowing patrons to exit. Suspect walked up to driver side window and tossed / threw and unknown substance at victim through the open window. Fearful, victim stopped the bus and reported incident to BOC. NO INJURIES. NO ARREST	M/W 50 YOA	Unkn Unkn	Unkn
07/14/23 @ 1610 HRS	Green Line Avalon Stn Bus Line # 51 Bus # 4016	BATTERY Victim sat inside bus (stationary). Suspect entered and asked if she could stay inside bus. Victim advised no one can enter bus when bus is stationary. Suspect became upset and called victim a "b....." Suspect produced a bottle of pepper spray and attempted to spray victim. Suspect was unable to discharge anything from the bottle. Suspect then spat on victim and threw the pepper spray bottle which bounced off the bus window and struck victim's left shoulder. INJURIES: RA responded and treated victim for saliva in her right eye. NO ARREST	F/B 16 YOA	Unkn Unkn	Unkn
07/16/23 @ 1530 HRS	Manchester & Normandie Bus Line # 115 Bus # 5977	BATTERY Victim advised suspect was not allowed to enter bus with a wheelchair covered in blankets, due it being too many items placed on the wheelchair and the disabled seats were occupied. Suspect became irate and argued with victim. Suspect refused to exit bus, walked towards victim holding a metal stick and a box cutter approximately 5 feet from victim and pointed it towards victim. Suspect stated he was going to stab victim and lunged towards victim attempting to stab victim. Victim moved, preventing suspect from stabbing her. INJURIES: No physical injuries. Victim was TNTC. ARREST	F/B 30 YOA	Yes Yes	Unkn

Monthly Bus / Rail Operator Assaults Recap Report
 July 2023
 Page 3

DATE & TIME	BUS / RAIL# LOCATION	NARRATIVE	SUSP INFO	TRANSIENT AND / OR MENTALLY DISABLED	BARRIER UTILIZED
07/17/23 @ 0930 HRS	Westholme Av & Hilgard Bus Line # 761 Bus # 8727	BATTERY Suspect struck victim with a SUBWAY trash bag, exited bus and fled location. INJURIES: RA transported to UCLA for observation due to elevated blood pressure. NO ARREST	M/B 30 YOA	Unkn Unkn	Unkn
07/23/23 @ 1335 HRS	Pico Blvd & Vermont Av Bus Line # 207 Bus # 8779	BATTERY: Suspect attempted to enter bus with a baby seated in a baby stroller. Victim advised suspect she had to fold the stroller prior to entering bus. Suspect refused. Victim turned off the bus causing the bus to move forward approximately 4 feet. Suspect then stated she was going to call her husband (suspect 2) to come and beat up victim. Suspect 1 then used her forearm to hit the glass door causing it to break. Victim called to PD. Prior to PD arrival, suspect 2 arrived, yelled at victim, threatening to fight victim and threw a full pizza box at victim, hitting victim's shoulder. Suspect then kicked in the bus door causing it to shatter. INJURIES: Victim complained of pain to his shoulder, arm, hip and lower back. NO ARREST	(S1) F/B 35 YOA (S2) M/B 30 YOA	Unkn Unkn	Unkn
07/24/23 @ 1100	Venice Bl & Walgrove Av Bus Line # 33 Bus # 8638	BATTERY Suspect yelled and accused victim of staring at him. Victim replied if he didn't sit down he would have to exit bus. Suspect continued to yell causing victim to exit the bus. Suspect exited, picked up a 2 x 4 wooden stick from the ground and chased victim. Suspect caught up with victim and struck the back of victim's head once then struck victim's forearms three times. Victim ran into traffic to flee suspect. Suspect fled location. INJURIES: Lacerations (bleeding) on the back of the head, 4 ½ inch abrasion on victim's right forearm and 2 x 1 inch abrasion on the right arm. Victim was Transported to Cedar Sinai Marina Del Rey Hospital. Victim received 4 staples to the back of his head due to major laceration. NO ARREST.	M/B 30 YOA	Unkn YES	N/A
07/26/23 @ 0100 HRS	MLK Jr. Bl & Western Bus Line # 207 Bus # 9577	AGG ASSAULT Suspect entered bus under the influence and drinking a Colt 45 beer. Unprovoked, suspect struck victim's nose with a closed fist. INJURIES: Victim's nose bleed continued for 50 minutes. Victim refused RA transport but was advised he required further medical attention to suture his nose laceration. ARREST Suspect is currently on probation for assault. This incident violated her probation. Suspect is pending a court date and has remained in custody.	F/B 61 YOA	No Yes	Unkn



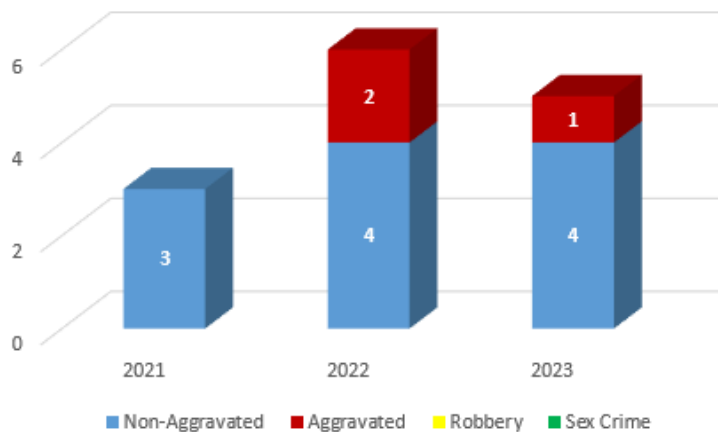
Monthly Bus/Rail Operator Assault Report



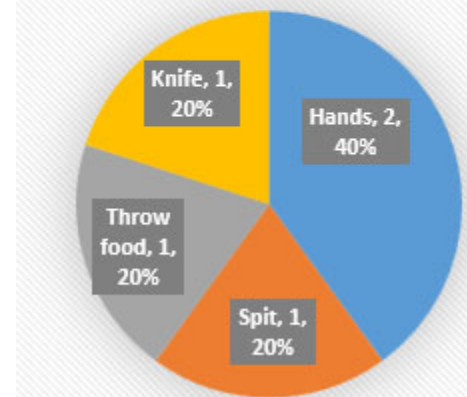
July 2023

July Bus/Rail Operator Assaults

July 2021 - 2023 Assaults



July 2023
Method of Assault



In July, there was one aggravated assault with an arrest, and four non-aggravated assaults with one arrest.

Date	Time	Line	Bus #	Narrative	Barrier
7/1/2023	14:30	18	1936	East LA 7/1 1430hrs Sus Female threw food at bus op for no reason	Yes
7/5/2023	20:23	155	3906	Burbank 7/5 2023hrs Sus FB/30s punched bus op over bus being out of service	Yes
7/13/2023	17:13	26	4707	East LA 7/13 1713hrs Sus MH/30yrs arrested for assaulting bus op when told to calm down	Yes
7/17/2023	9:55	134	5617	Santa Monica 7/17 0955hrs Sus MH/25yrs spit on bus op over fare	Yes
7/22/2023	8:40	125	1537	Gardena 7/22 0840hrs Sus MH/34yrs arrested for stabbing bus op after causing a disturbance	Yes

*B (NU): Barrier installed, not used; N/A (o): Not applicable, assault occurred outside of barrier



System Security & Law Enforcement

Attachment E

Sexual Crime / Harassment Calls for Service June 2023

Calls related to sexual harassment are routed through System Security & Law Enforcement Operations Center, which then transfers the caller to a free 24/7 hotline — Center for the Pacific Asian Family Inc., and Sister Family Services — that can provide more directed counseling. Between June 1st and June 30th, Metro Transit Security, LAPD, LASD, and LBPd received ten (10) incidents and referred all victims of sexual harassment to the above free hotlines except for one that refused services.

June 2023 Incident Type & Totals					
	LAPD	LASD	LBPd	MTS	SSLE
Sexual Harassment	0	0	0	0	0
Sexual Battery	3	2	0	0	5
Lewd Conduct	1	1	0	0	2
Indecent Exposure	1	1	1	0	3
TOTAL	5	4	1	0	10

Counseling Information Provided	
	June 2023
YES	9
NO- If no, why?	1
Gone On Arrival	0
Did Not Have Info	0
Telephonic Report	0
Not Offered	0
Refused	1
Officer Witnessed Incident	0
TOTAL	10

Sexual Crime / Harassment Calls for Service July 2023

Calls related to sexual harassment are routed through System Security & Law Enforcement Operations Center, which then transfers the caller to a free 24/7 hotline — Center for the Pacific Asian Family Inc., and Sister Family Services — that can provide more directed counseling. Between July 1st and July 31st, Metro Transit Security, LAPD, LASD, and LBPD received ten (10) incidents and referred all victims of sexual harassment to the above free hotlines.

July 2023 Incident Type & Totals					
	LAPD	LASD	LBPD	MTS	SSLE
Sexual Harassment	0	0	0	0	0
Sexual Battery	3	3	0	0	6
Lewd Conduct	2	0	0	0	2
Indecent Exposure	2	0	0	0	2
TOTAL	7	3	0	0	10

Counseling Information Provided	
	July 2023
YES	10
NO- If no, why?	0
Gone On Arrival	0
Did Not Have Info	0
Telephonic Report	0
Not Offered	0
Refused	0
Officer Witnessed Incident	0
TOTAL	10

Monthly Public Safety Update

Gina Osborn
Chief Safety Officer

New Multi-Layered Deployment

- On July 10, Metro established a multi-layered deployment that will have a significant impact across the entire rail system including end-of-line stations and mid-point (Focus) stations, decreasing the number of non-destination travelers that are required to leave the rail system at the end of the night when the system closes.
- The following reflects the first three weeks of the deployment, which covered the period of July 10 to July 31.
 - 11,841 offloads by contract security.
 - 84 citations and 41 warnings issued by Transit Security Officers.
 - Law enforcement conducted:
 - 3,875 ejections
 - 144 arrests
 - 308 citations
 - 700 warnings

Law Enforcement Homeless Outreach	Totals as of July 31
LAPD HOPE Team Outreach Services Offered and Accepted	Offered: 99 Accepted: 11
LASD MET Team Outreach Services Contacts and Accepted	Contacts: 455 Accepted: 9
Long Beach PD Quality of Life (QOL) Team	Contacts: 66 Accepted: 14

Deployment Campaigns: June & July Updates

Drug-Free Metro Campaign

The campaign concluded on July 1st. The following is an overview of the results of the Drug-Free Campaign:

- 552 citations and 437 warnings issued by Metro Transit Security Officers.
- 336 drug-related arrests by law enforcement.
- 95 complaints received by the Customer Call Center.
- 3,258 Transit Watch submissions on drug issues.

B/D Line (Red/Purple) Supplemental Deployment

The below statistics reflect the results of the entire Supplemental Deployment, from April 24 until its July 1 conclusion.

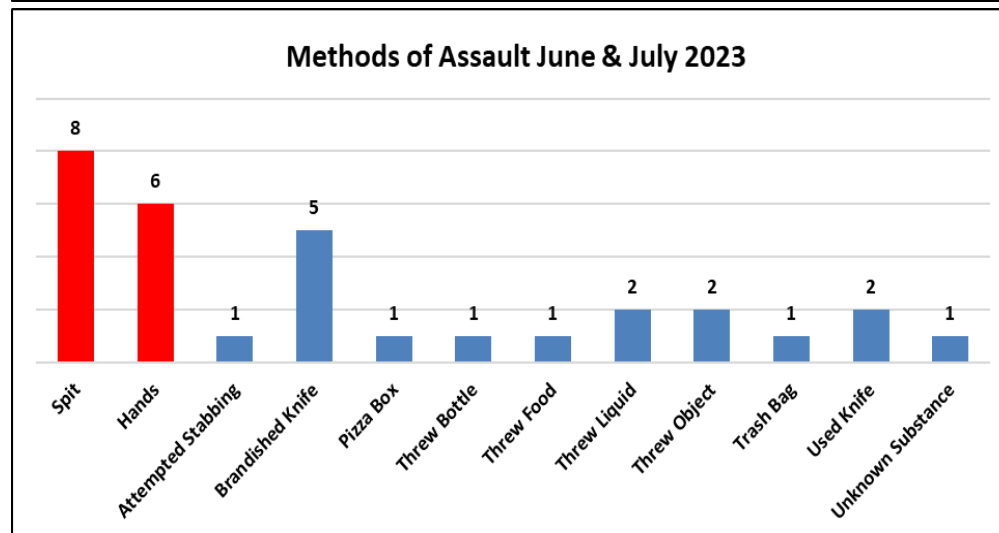
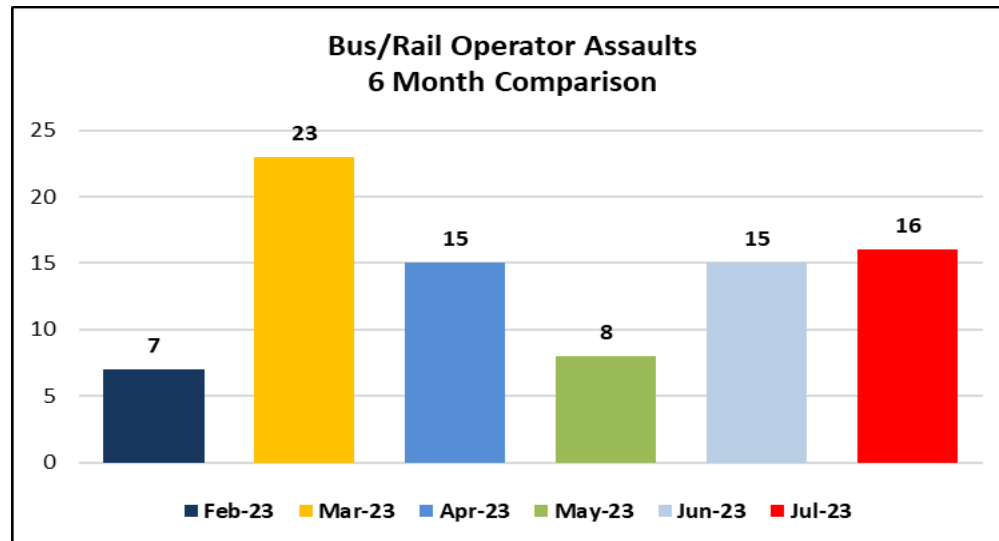
- Citations: 628*
- Warnings: 2,005*
- Arrests: 425
- Ejections: 17,731
- Law Enforcement Homeless Outreach Teams
 - Outreach: 1,650 individuals
 - Acceptance of services: 680 individuals

*Note that the citations and warnings are for trespassing and loitering violations.

June & July Public Safety Trends and Statistics

- Overall, crime on the system decreased 54% by the end of July when compared with April 2023, the month which recorded the highest number of crimes year-to-date for 2023 (331 vs 720).
- As a result of the increased security posture and multi-layered approach, overall crime decreased by 10% (348 vs 388) in June when compared to May 2023 and decreased by 5% (331 vs 348) in July when compared to June 2023.
- There were significant increases in arrest for drug violations (68%) and possession of weapons (400%) from June to July 2023. However, these increases are attributed to the continued enforcement of Metro's Code of Conduct, the Drug-Free Campaign, which began on February 13, and the recently initiated multi-layered public safety deployment which began on July 10.

June & July 2023 Operator Assaults



- Bus/Rail **operator assaults increased from 15 in June to 16 in July**
- Assault with spit was the top method of assault
- Rider upset, no reason, and demand stop were the top reasons for incidents

Top Reasons for Assault June and July 2023	
Reason	Count
Upset	10
No Reason	9
Demand Stop	3
Disorderly	2
Bus made stop	1
Bus not departing	1
Bus not in service	1
Intoxicated	1
Missing exit	1
Upset over fare	1
Wanted AC on	1
Grand Total	31

Metro Ambassadors Update

SUPPORT

Metro Ambassadors continue to support riders, connect riders to resources, and report incidents or maintenance needs. They were deployed on the A Line, B Line, C Line, D Line, K Line, J Line (Silver), and the former L Line. As well as bus lines 210, 40, 20, and 720.

New deployment: Since Friday, 6/16/2023, we have scheduled 46 Metro Ambassadors a day, to provide customer support at the new Regional Connector stations to include coverage at station platforms and elevator concourse areas.

WLMP Faregate Pilot: As of 5/19/2023, there are three Metro Ambassador teams per shift deployed at the Westlake MacArthur Park Station supporting customers as part of the 30-day faregate compliance pilot plan. This is in addition to the 3 riding teams assigned to the B (Red line). Metro Ambassadors will remain there until further notice

CONNECT

June 2023 - For the month of June 2023, Metro Ambassadors conducted **54,998** customer interactions.

July 2023 - For the month of July 2023, Metro Ambassadors conducted **56,389** customer interactions

Metro Ambassadors Update

REPORT - Ambassadors were certified and equipped to carry and administer Narcan in April 2023. Metro Ambassadors have reported 18 Narcan incidents for the month of June and July 2023 combined, and reported the following:

June 2023

For the month of June 2023, Metro Ambassadors reported the following:

- 739 Cleanliness Issues
- 245 Elevator and Escalator Problems
- 305 Graffiti Incidents
- 152 Safety Issues

8 Narcan incidents: (2) at Westlake MacArthur Park Station, (2) at Willowbrook/Rosa Parks Station, (1) at 7th St. Metro Ctr., (1) Union Station, (1) Atlantic Station, (1) near Bus Line 20

July 2023

For the month of July 2023, Metro Ambassadors reported the following:

- 1,002 Cleanliness Issues
- 282 Elevator and Escalator Problems
- 416 Graffiti Incidents
- 158 Safety Issues

9 Narcan incidents: (3) at Westlake MacArthur Park, (1) at Union Station, (1) 7th St. Metro Center, (1) South Pasadena Station, (1) Historic Broadway Station, (1) at Hyde Parks Station, (1) at North Hollywood Station