



**Board Report**

**File #:** 2024-0398, **File Type:** Oral Report / Presentation

**Agenda Number:** 17.

**CONSTRUCTION COMMITTEE  
JULY 17, 2024**

**SUBJECT: CALTRANS QUARTERLY UPDATE**

**ACTION: RECEIVE ORAL REPORT**

**RECOMMENDATION**

RECEIVE the quarterly oral report on the status of the Caltrans construction projects.

**EQUITY PLATFORM**

Projects administered by Caltrans have federal aid and Disadvantaged Business Enterprise (DBE) commitment goals based on the contract bid amount for federal aid projects.

- I-405 Crenshaw Auxiliary Lane DBE goal is 14%. To date, 10% of the DBE goal for the Project has been achieved.
- SR-71 South Segment did not have federal participation and therefore was not required to establish a DBE goal. The contractor claimed and achieved 0.45% in DBE participation.

At the request of Directors Horvath and Hahn, this report includes an update on the status of the Pacific Coast Highway Safety Enhancement Project, and the I-105 at Studebaker Safety Enhancement Project, respectively.

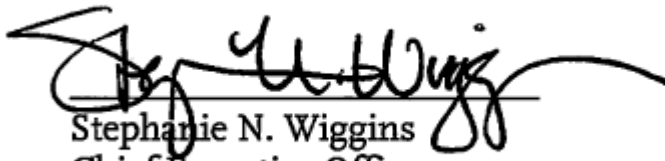
Caltrans is leading all elements of the proposed transportation improvements including procurement, environmental process, outreach, final design, and construction. Caltrans, in coordination with the local jurisdictions, determined community engagement processes specific to the type of transportation improvement. This coordination is aligned with the Caltrans Race & Equity Action Plan to address systemic racial inequities that exist within the transportation sector.

Throughout the construction phase for the projects noted, outreach efforts consisted of sending press releases to cities, communities, elected officials, and to multiple media outlets (talk radio, cable news) and social media platforms (X/Twitter, Instagram) that cover Los Angeles and Ventura Counties. Specific notices regarding construction work and/or detours were made available in multiple languages (English, Spanish, Chinese, etc.,) based on the affected communities. Caltrans also provided updates that were posted on the Caltrans and Metro websites. Every effort is made to avoid, minimize, and/or mitigate construction impacts to communities by providing advance notices to the public when there are freeway and/or ramp lane closures for construction work and/or planned detours. Any unintended equity impacts that may arise will be responded to on a case-by-case basis

by the appropriate project partners.

Prepared by: John Yang, Deputy District Director, Caltrans District 7, (213) 761-3255  
Michelle E. Smith, Executive Officer, Complete Streets & Highways, (213) 547-4368  
Avital Barnea, Senior Executive Officer, Multimodal Integrated Planning, (213) 547-4317

Reviewed by: Ray Sosa, Chief Planning Officer, (213) 547-4274



Stephanie N. Wiggins  
Chief Executive Officer









# Caltrans Projects Status Report

July 2024

**Construction Committee**  
Los Angeles County Metropolitan Transportation Authority



# Project Budget & Schedule Status Summary Chart

		Cost Performance		Schedule Performance		
Project	DBE Goal	Variance Approved LOP	Variance Revised Budget	Variance Original	Variance Revised Schedule	Comments
1. SR-71 South Segment	N/A					Contract progress: 55% complete. Working with Contractor to agree on revised schedule and past claim resolution to complete project ahead of current schedule. RW131 soil nail installation is completed. All walls are currently being constructed along with drainage systems. Paving for NB-71 planned for summer 2024.
2. I-405 Crenshaw Aux Lane	14%					Contract progress: 92% complete. Contractor is working on Landscape items throughout the project and is expected to be in plant establishment



On target





Possible problem  
(5-10% variance)





Significant Impact  
(over 10% variance)



# SR-71 South Segment


BUDGET	FA	Approved LOP*	Previous Period	Current Forecast
	\$124.1M	\$124.1M	\$124.1M	\$124.1M
Variance from Approved LOP:			\$0 (0%)	\$0 (0%) 
Variance from Revised Budget:				\$0 

SCHEDULE	Original	Approved Rebaseline	Previous Period	Current Forecast
	Spring 2024	N/A	Spring 2024	Spring 2025*
Variance from Original:			0 WD (0%)	248 WD (26%)* 
Variance from Revised Schedule:				N/A 


\*Pending from time extension approval based on claim resolution

# SR-71 South Segment

- Contract progress: 55% complete.
- Drainage System 11-7 (RCB) is complete, only cleaning and minor punch-list items remaining.
- RW 131, all soil nails are installed and complete, no issues during installation.
- Due to conflict with SCE wires, a power-down is requested to install OH sign structure on NB-71. SCE will process the outage and schedule the necessary work crew for the power-down.
- Revised schedule is being proposed by the Contractor, Department is reviewing the cost breakdown







NB-71 retaining wall 131, all soil nails installed.



SB-71 DS 16-1 excavation.

# I-405 Crenshaw Aux Lane

BUDGET	FA	Approved LOP	Previous Period	Current Forecast
	\$62.0M	\$62.0M	\$62.0M	\$62.0M
Variance from Approved LOP:			\$0 (0%)	\$0 (0%) 
Variance from Revised Budget:				\$0 

SCHEDULE	Original	Approved Rebaseline	Previous Period	Current Forecast
	Spring 2024	N/A	Spring 2024	Spring 2024
Variance from Original:			0 WD (0%)	0 WD (0%) 
Variance from Revised Schedule:				0 WD 

# I-405 Crenshaw Aux Lane

- Contract progress: 92% complete.
- Crenshaw Blvd off ramp re-alignment was completed at the end of April 2024.
- Contractor is working on Landscape items throughout the project and will start the plant establishment period
- There are no major issues.



NB Crenshaw Blvd to SB 405 on ramp (RW#803) completed concrete barrier slab (Looking North)



NB 405 South of Van Ness Blvd (SW #760) with completed retaining concrete barrier at 186<sup>th</sup> Street



# Pacific Coast Highway (PCH) Safety Enhancement Project\*

## Project Limit

- State Route 1 from McClure tunnel to LA/Ventura County line

## Schedule

- December, 2023 to August, 2024

## Cost

- \$4,255,000

## Scope

- Striping improvement
- QWICK KURB for better visibility
- Radar feedback signs
- Pedestrian countdown signals
- Sign Installations

\*Caltrans Emergency Contract



# PCH Safety Enhancement Project

## STRIPING:

- Permanent thermoplastic striping for lane delineation completed.
- Preformed thermoplastic pavement marking installation started on March 11, 2024. This task involves installing crosswalks and speed limit on the pavement. 43 Crosswalk Improvements are completed.



## QWICK KURB:

- All Qwick Kurb installation has been completed per plans. Per request from City of Malibu, some locations were replaced with shorter reflective markers. All work completed.



# PCH Safety Enhancement Project

## RADAR SPEED FEEDBACK SIGNS:

- Temporary radar speed feedback signs installed at 10 locations as of December 20. Installation of all 13 Permanent Radar Feedback sign poles has been completed. Signs will be installed soon.

## PEDESTRIAN COUNTDOWN SIGNALS:

- Installation is completed for all 44 signals.

## SIGNS:

- Caltrans team is continuously taking inventory of all signs that need to be removed or replaced to improve visibility. The removal and replacement are ongoing.



# I-105 at Studebaker Safety Enhancement Project\*\*

## Project Limit

- Interstate Route 105 ramp to Studebaker

## Schedule

- February 2024 to September 2024

## Cost

- \$460,000

## Scope

- Rumble strips
- Flashing beacon
- LED flashing sign panels
- Reflective back plates

\*\*Caltrans Minor Contract



# I-105 Safety Enhancement Project

## RUMBLE STRIPS:

- Completed

## REFLECTIVE BACK PLATES:

- Completed

## LED FLASHING SIGN PANELS:

- Foundation and conduits completed, signs will be delivered and installed

## FLASHING BEACON SIGN:

- Double beacon installed. Working on Change Order plans to bore new conduits due to vandalism

