



Board Report

File #: 2024-1162, File Type: Program

Agenda Number: 9.

PLANNING AND PROGRAMMING COMMITTEE FEBRUARY 19, 2025

SUBJECT: MEASURE M MULTI-YEAR SUBREGIONAL PROGRAM ANNUAL UPDATE - LAS VIRGENES/MALIBU SUBREGION

ACTION: APPROVE RECOMMENDATION

RECOMMENDATION

CONSIDER:

A. APPROVING:

1. programming an additional \$8,904,127 of Measure M Multi-Year Subregional Program (MSP) Active Transportation, Transit, and Tech Program, including inter-program borrowing of \$4,531,812 from the Measure M MSP Highway Efficiency Program, shown in Attachment A;
2. programming an additional \$15,221,093 within the capacity of Measure M MSP Highway Efficiency Program, as shown in Attachment B; and

B. AUTHORIZING the Chief Executive Officer (CEO) or their designee to negotiate and execute all necessary agreements and/or amendments for approved projects.

ISSUE

Measure M MSPs are included in the Measure M Expenditure Plan. All MSP funds are limited to capital projects. The annual update approves additional eligible projects for funding. It also allows the Las Virgenes/Malibu Subregion and implementing agencies to approve new eligible projects for funding and revise project scope of work, budgets, and schedules for previously funded projects.

This update includes changes to projects that have received prior Board approval and funding allocation for new projects. Funds are programmed through Fiscal Year (FY) 2027-28. The Board's approval is required to program additional funds. The updated project lists (Attachments A and B) serve as the basis for Metro to enter into agreements and/or amendments with the respective implementing agencies.

BACKGROUND

In January 2019, the Board approved Las Virgenes/Malibu Subregion's first MSP Five-Year Plan and programmed funds in 1) Measure M MSP - Active Transportation/Transit/Tech Program (expenditure line 56); and 2) Measure M MSP - Highway Efficiency Program (expenditure line 57). Since the first Plan, staff has provided annual updates to the Board in February 2020, March 2021, February 2022, February 2023, and January 2024.

Based on the amount provided in the Measure M Expenditure Plan, a total of \$137 million was forecasted for programming from FY 2017-18 to FY 2027-28. Measure M MSP Lapsing Policy allows expending the funds within three years from the year the funds are programmed. In the prior actions, the Board approved programming of \$84.6 million. Therefore, \$52.4 million is available to the Subregion for programming as part of this update.

DISCUSSION

Metro staff worked closely with the Las Virgenes/Malibu Subregion Council of Governments (COG) and the implementing agencies on project eligibility reviews of the proposed projects for this annual update. The jurisdictional requests are proposed by the cities and approved/forwarded by the subregion. In line with the Board adopted guidelines and June 2022 Objectives for Multimodal Highways Investments, cities provide documentation demonstrating community support, project need, and multimodal transportation benefits that enhance safety, support traffic mobility, economic vitality, and enable a safer and well-maintained transportation system. Cities lead and prioritize all proposed transportation improvements, including procurement, the environmental process, outreach, final design, and construction. Each city and/or agency, independently and in coordination with the subregion, undertakes their jurisdictionally determined community engagement process specific to the type of transportation improvement they seek to develop. These locally determined and prioritized projects represent the needs of cities. To date, \$84.6 million has been programmed in support of 23 of projects, of which \$29.8 million has been expended and four of projects have been completed.

During staff review, Metro required a detailed project scope of work to confirm project eligibility, reconfirm funding eligibility for those that request changes in the project scope of work, and establish the program nexus during project reviews, i.e. project location information and limits, length, elements, phases, total estimated expenses and funding request, schedules, etc. Final approval of funds for the projects shall be contingent upon the implementing agency demonstrating the eligibility of each project, as required in the Measure M Master Guidelines. Staff expect the collection of the project details in advance of Board action to enable the timely execution of project Funding Agreements for approved projects. Additionally, all projects are subject to a close-out audit after completion, according to the Guidelines.

This report includes inter-program borrowing of funds. This type of inter-program borrowing was approved in 2020, 2022, and 2024 for the Las Virgenes/Malibu Subregion and other Subregions in LA County. This is acceptable under the Board-adopted Measure M Master Guidelines, as long as the projects meet the Measure M MSP funding eligibility, have consent from the affected subregion, and obtain MetroBoard approval. In September 2024, the Las Virgenes/Malibu COG Board approved the inter-program borrowing.

This update includes funding adjustments for eight previously approved projects and four new projects. Attachments A and B show the changes in project funding allocations since the last update to the Board. Four projects have been completed and are in the close-out audit process.

Active Transportation/Transit/Tech Program (expenditure line 56)

This update includes funding adjustments to two existing projects as follows:

Calabasas

- Program additional \$6,459,295 in FY 26 and FY 27 for MM4401.11 - Mulholland Highway Gap Closure - Old Topanga Canyon Road to City Limits (Phase II), an existing Measure R project #MR311.13. The project will provide spot shoulder widening and walkways where feasible in the 2.7-mile corridor, as well as a new traffic signal. This project will likely decrease Vehicle Miles Traveled (VMT). The funds will be used for the project's Plan Specifications and Estimates (PS&E) and construction phases.

Westlake Village

- Program additional \$2,444,832 in FY 26 and FY 27 for MM4401.12 - Lakeview Canyon Road Pedestrian Safety Improvements. This project is a Complete Street and Green Street project for the city. The project includes the installation of pedestrian and bicycle paths where no sidewalk currently exists. This project will likely decrease VMT. The funds will be used for the project's Project Approval and Environmental Document (PAED), PS&E, and construction phases.

Highway Efficiency Program (expenditure line 57)

This update includes funding adjustments to six existing projects and four new projects as follows:

Agoura Hills

- Program an additional \$3,284,924 in FY 27 and FY 28 for MM5503.02/ MM5503.07 - Kanan Road Corridor from Thousand Oaks Blvd to Cornell Road, an existing Measure R project #MR311.14. This project will provide additional on and off-ramp lanes, traffic signal synchronization, and sidewalk upgrades. This project will likely increase VMT. The funds will be used for the project's Project Study Report (PSR), environmental, PS&E, and construction phases.
- Deobligate \$1,140,000 of the \$9,706,529 previously awarded for MM5503.12 - Agoura Road/Kanan Road Intersection Improvements, an existing Measure R project #MR311.04. This project will be a signalized intersection that would improve circulation, reduce delays, facilitate large truck movements, and reduce conflict points close to a freeway interchange. This project will likely increase VMT. The funds will be reallocated to another City led priority project - MM5503.13, noted below. The remaining funds will be used for the project's right-of-way (ROW) and construction phases

- Program additional \$3,560,000 in FY 26 for MM5503.13 - Agoura Hills Greenway Project, also funded by Measure R funds under #MR311.23. This project will be a mobility hub that includes bike and pedestrian trails and site lighting. This project will likely decrease VMT. The funds will be used for the project's ROW and construction phases.

Hidden Hills

- Program additional \$485,059 in FY 26 for MM5503.03 - Long Valley Road/Valley Circle/US-101 On-Ramp Improvements, an existing Measure R project #MR311.34. This project will include a right-turn pocket at the on-ramp and sidewalk installation where one does not currently exist. This project will likely increase VMT. The funds will be used for the project's PS&E, ROW, and construction phases.
- Deobligate \$1,500,000 from MM5503.14 - Hidden Hills Regional Smart Cities Fiber Network Backbone. The project is canceled, and funds will be reallocated to the Las Virgenes/Malibu COG for Subregion's Regional Smart Cities Fiber Network Project.

Malibu

- Program \$1,500,000 in FY 26 for MM5503.15 - PCH Signal System Improvements from John Tyler Drive to Topanga Canyon Blvd, an existing Measure R project #MR311.11. This project includes the installation of communication links between traffic signals and the Caltrans' Traffic Management Center, fiber links, adaptive signal control systems, changeable message signs, closed circuit television cameras, the development of timing plans, the installation of traffic loops and sensors and the installation of other traffic management techniques to manage traffic flow. This project will likely increase VMT. The funds will be used to complete the project's construction phase.
- Program \$2,036,110 in FY 26 for MM5503.16 - PCH at Las Flores Canyon Road and Rambla Pacifica Intersection Improvements, an existing Measure R project #MR311.17. This project will include a left turn lane as well as bike and pedestrian improvements. This project will likely increase VMT. The funds will be used to complete the Project's construction phase.
- Program \$2,000,000 as follow: \$1,500,000 in FY 25 and \$500,000 in FY 26 for MM5503.17 - Pacific Coast Highway Quick Build Roundabouts. This project will install a "quick-build" roundabout on PCH at the entrance to El Matador State Beach and the intersection of PCH and Encinal Canyon Road. The project will reduce the travel lanes going into the roundabout from two lanes to one lane but will retain two travel lanes exiting the roundabout in each direction. The project will also include new traffic striping and signage, solar streetlights, and pedestrian crosswalks and will include solar horizontal rapid flashing pedestrian beacons. The funds will be used to complete the Project's PS&E and construction phases. Because this particular roundabout is intended primarily to improve safety for people walking, biking, and rolling, and achieves that through a re-design that reduces vehicle lanes from 2 to 1, thereby decreasing crossing distances and overall reducing the speeds of vehicles, it is likely to decrease VMT.

Westlake Village

- Program \$495,000 in FY 26 for MM5503.18 - Westlake Village ITS Signal Project. This project will expand the City's ITS network by installing conduit and fiber along portions of Lindero Canyon Road and Via Colinas. This project will likely increase VMT. The funds will be used to complete the project's PS&E and construction phases.

Las Virgenes/Malibu COG

- Program additional \$4,500,000 in FY 25 and FY 26 for MM5503.11 - Regional Smart Cities Fiber Network Project. The project will construct a high-level fiber-optic network to synchronize 66 signals and connect a public-owned fiber network to other public and/or private regional middle-mile connections. This project will likely increase VMT. The funds will be used for the project's PS&E and construction phases.

DETERMINATION OF SAFETY IMPACT

Programming of Measure M MSP funds to the Las Virgenes/Malibu Subregion projects will not have any adverse safety impacts on Metro's employees or patrons.

FINANCIAL IMPACT

In FY 2024-25, \$15.3 million is budgeted in Cost Center 0441 (subsidies budget - Planning) for the Active Transportation Program (Project #474401), and \$1 million is budgeted in Cost Center 0442 (Highway Subsidies) for the Highway Efficiency Program (Project #475503). Upon approval of this action, staff will reallocate necessary funds to appropriate projects within Cost Centers 0441 and 0442. Since these are multi-year projects, Cost Centers 0441 and 0442 will be responsible for budgeting the cost in future years.

Impact to Budget

The source of funds for these projects is Measure M Highway Construction 17%. This fund source is not eligible for Metro bus and rail operations expenses.

EQUITY PLATFORM

The Las Virgenes/Malibu subregion consists of the cities of Agoura Hills, Calabasas, Hidden Hills, Malibu, Westlake Village, and the adjacent unincorporated area of Los Angeles County, but no Equity Focus Communities (EFCs) are located within this subregion.

The Subregion's proposed active transportation and highway efficiency projects have a range of potential equity benefits for non-drivers. For example, the Calabasas Mulholland Highway Gap Closure project will provide shoulder improvements that would improve bike safety along the route by reducing friction between vehicular traffic and bicyclists. The improvements will provide a wider road cross-section and wider shoulder to be utilized by bicyclists thus eliminating their encroachment into

a travel lane. This active transportation project enhances safety for bicyclists and allows them to access key destinations including schools.

VEHICLE MILES TRAVELED (VMT) OUTCOME

VMT and VMT per capita in Los Angeles County are lower than national averages, the lowest in the SCAG region, and on the lower end of VMT per capita statewide, with these declining VMT trends due in part to Metro's significant investment in rail and bus transit.* Metro's Board-adopted VMT reduction targets align with California's statewide climate goals, including achieving carbon neutrality by 2045. To ensure continued progress, all Board items are assessed for their potential impact on VMT.

While the agency remains committed to reducing VMT through transit and multimodal investments, some projects may induce or increase personal vehicle travel. However, these individual projects aim to ensure the efficient and safe movement of people and goods. Each project's VMT outcome is included in the brief project description earlier in this report. This Board item, which looks at a number of smaller investments across modes, will likely increase VMT in LA County, as it includes several projects that encourage driving alone

Although this item may not directly contribute to the achievement of the Board-adopted VMT Reduction Targets, the VMT Targets were developed to account for the cumulative effect of a suite of programs and projects within the Metro region, which individually may induce or increase VMT. Additionally, Metro has a voter-approved mandate to deliver multimodal projects that enhance mobility while ensuring the efficient and safe movement of people and goods.

*Based on population estimates from the United States Census and VMT estimates from Caltrans' Highway Performance Monitoring System (HPMS) data between 2001-2019.

IMPLEMENTATION OF STRATEGIC PLAN GOALS

The recommendation supports the following goals of the Metro Vision 2028 Strategic Plan:

Goal 1: Provide high-quality mobility options that enable people to spend less time traveling by alleviating the current operational deficiencies and improving mobility along the projects.

Goal 4: Transform LA County through regional collaboration by partnering with the Council of Governments and the local jurisdictions to identify the needed improvements and lead the development and implementation of their projects.

ALTERNATIVES CONSIDERED

The Board could elect not to approve the additional programming of funds for the Measure M MSP projects for the Las Virgenes/Malibu Subregion. This is not recommended as the Las Virgenes/Malibu Subregion developed the proposed projects in accordance with the Measure M

Ordinance, Guidelines, and Administrative Procedures and may delay the development and delivery of projects.

NEXT STEPS

Metro staff will continue to work with the Las Virgenes/Malibu Subregion to identify and deliver projects. Funding Agreements will be executed with those who have funds programmed in FY 2024-25. Program/project updates will be provided to the board annually.

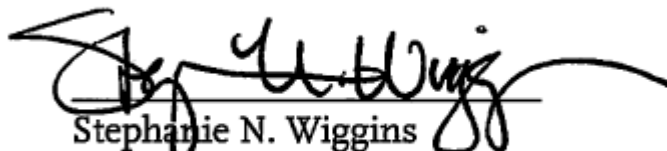
ATTACHMENTS

Attachment A - Active Transportation/Transit/Tech Program Projects

Attachment B - Highway Efficiency Program Projects

Prepared by: Fanny Pan, Executive Officer, Countywide Planning & Development, (213) 418-3433
Laurie Lombardi, Senior Executive Officer, Countywide Planning & Development, (213) 418-3251

Reviewed by: Ray Sosa, Chief Planning Officer, (213) 547-4274



Stephanie N. Wiggins
Chief Executive Officer

Las Virgenes/Malibu Subregion
 Measure M Multi-Year Subregional Plan - Active Transportation/Transit/Tech Program (Expenditure Line 56)

						Measure M MSP										
Agency	Project ID #	Project/Location	Funding Phases	Note	Total Project Costs	Pror Alloc	Alloc Change	Current Alloc	1st Program Year	Prior Years	FY2023-24	FY 2024-25	FY 2025-26	FY 2026-27	FY 2027-28	
1	LVMCOG	MM4401.01	Planning Activities for Measure M Multi-Year Subregional Program ^	Planning Development		\$ 119,097	\$ 119,097	\$ 119,097	2017-18	\$ 68,166	\$ 12,426	\$ 12,513	\$ 12,830	\$ 13,163		
2	Calabasas	MM4401.02	City-wide Green Streets - Malibu Hills Road, Calabasas Road, Old Town Calabasas, Las Virgenes Road and Parkway Calabasas	PS&E Construction		3,156,164	3,156,164	3,156,164	2019-20	257,069	800,000	2,064,095	35,000			
3	Calabasas	MM4401.03	Mulholland Highway Gap Closure - Old Topanga Canyon Road - Phase I (CFP #F7516)	PS&E ROW Construction	Compl	2,635,710	2,200,000	2,200,000	2020-21	\$ 2,200,000						
4	Calabasas	MM4401.11	Mulholland Highway Gap Closure - Old Topanga Canyon Road to City Limits (Phase II) (MR311.13)	PS&E Construction	Chg	14,959,880	8,500,585	6,459,295	14,959,880	2020-21	6,715,585	1,785,000		2,740,000	3,719,295	
5	Malibu	MM4401.05	Pedestrian/Bicyclist Crosswalk Improvements - PCH @ Big Rock Dr. & 20356 PCH	PS&E Construction		683,219	683,219	683,219	2023-24	-	35,000	165,000	313,219	170,000		
6	Malibu	MM4401.06	Westward Beach Parking and Walkway Improvements	PS&E Construction	Compl	4,360	4,360	4,360	2020-21	4,360						
7	Malibu	MM4401.13	Pedestrian Undercrossing at Malibu Seafood	PS&E Construction		2,250,000	2,250,000	2,250,000	2023-24	-	400,000	600,000	1,250,000			
8	Westlake Village	MM4401.07	Lindero Linear Park - Lindero Canyon Blvd from Agoura Rd to Foxfield Dr.	PS&E Construction	Compl	4,452,678	4,452,678	4,452,678	2018-19	4,452,678						
9	Westlake Village	MM4401.12	Lakeview Canyon Road Pedestrian Safety Improvements	PAED PS&E Construction	Chg	5,444,832	3,000,000	2,444,832	5,444,832	2024-25	-	3,000,000	1,101,000	1,343,832		
10	LA County	MM4401.09	Malibu Canyon Road Bridge Replacement	PS&E Construction		875,000	875,000	875,000	2019-20	285,245	220,000	369,755				
11	LA County	MM4401.10	Topanga Beach Shuttle Bus Stops Improvements (Metro Orange Line to Metro Expo Line in Downtown Santa Monica)	PS&E Construction		400,000	400,000	400,000	2018-19	150,000	220,000	30,000				
Total Programming Amount						34,980,940	\$25,641,103	\$8,904,127	\$ 34,545,230		\$14,133,103	\$3,472,426	\$6,241,363	\$5,452,049	\$5,246,290	\$ -

Las Virgenes/Malibu Subregion
 Measure M Multi-Year Subregional Plan - Highway Efficiency Program (Expenditure Line 57)

						Measure M MSP Funds									
Agency	Project ID #	Project/Location	Funding Phases	Note	Total Project Costs	Prior Alloc	Alloc Change	Current Alloc	1st Program Year	Prior Years	FY 2023-24	FY 2024-25	FY 2025-26	FY 2026-27	FY 2027-28
Agoura Hills	MM5503.01	Interchange - Chesebro Rd S to Driver Ave. & Chesebro Rd to N of interchange (MR311.03)	PS&E Construction		\$ 18,945,436	\$ 8,495,436		\$ 8,495,436	2018-19	\$ 8,495,436					
Agoura Hills	MM5503.02/ MM5503.07	Kanan Road Corridor from Thousand Oaks Blvd to Cornell Road (MR311.14)	PSR Env PS&E Construction	Chg	9,298,417	5,313,493	3,284,924	8,598,417	2021-22	756,595	1,200,000	3,356,898		1,162,138	2,122,786
Agoura Hills	MM5503.12	Agoura Road/Kanan Road Intersection Improvements (MR311.04)	ROW Construction	Chg	9,706,529	9,706,529	(1,140,000)	8,566,529	2022-23	1,700,000	2,638,860	3,167,669	1,060,000		
Agoura Hills	MM5503.13	Agoura Hills Greenway Project (MR311.23)	ROW Construction	Chg	21,538,861	6,023,861	3,560,000	9,583,861	2022-23	4,023,861	2,000,000		3,560,000		
Calabasas	MM5503.08	Calabasas Road Improvements	PS&E Construction		4,500,000	4,500,000		4,500,000	2020-21	4,500,000					
Hidden Hills	MM5503.03	Long Valley Road/Valley Circle/US-101 On-Ramp Improvements (MR311.34)	PS&E, ROW Construction	Chg	7,167,652	1,215,652	485,059	1,700,711	2020-21	1,215,652			485,059		
Hidden Hills	MM5503.14	Hidden Hills Reginal Smart Cities Fiber Network Backbone	Construction	Deob	-	1,500,000	(1,500,000)	-	N/A	-					
Malibu	MM5503.04	Malibu Park and Ride Lots (MR311.35)	ROW	Compl	6,600,000	3,100,000		3,100,000	2018-19	3,100,000					
Malibu	MM5503.05	Median Improvements PCH	PS&E Construction		2,000,000	2,000,000		2,000,000	2021-22	300,000	1,700,000				
Malibu	MM5503.15	PCH Signal System Improvements from John Tyler Drive to Topanga Canyon Blvd (MR311.11)	Construction	New	1,500,000	-	1,500,000	1,500,000	2025-26				1,500,000		
Malibu	MM5503.16	PCH at Las Flores Canyon Road and Rambla Pacifica Intersection Improvements (MR311.17)	Construction	New	2,036,110	-	2,036,110	2,036,110	2025-26				2,036,110		
Malibu	MM5503.17	Pacific Coast Highway Quick Build Roundabouts	PS&E Construction	New	2,000,000	-	2,000,000	2,000,000	2024-25			1,500,000	500,000		
Westlake Village	MM5503.10	Lindero Sidewalk Extension - Baronsgate Rd. to Lakeview Canyon Rd. (MR311.21)	Construction		3,683,247	2,378,247		2,378,247	2023-24	-	2,378,247				
Westlake Village	MM5503.18	Westlake Village ITS Signal Project	PS&E Construction	New	850,000	-	495,000	495,000	2025-26				495,000		
LA County	MM5503.06	Malibu Canyon Road Improvements - Malibu Canyon Rd @ Piuma Rd. & Las Virgenes Rd @ Las Virgenes Canyon Rd	PS&E ROW Construction		1,500,000	1,500,000		1,500,000	2019-20	1,500,000					
LA County	MM5503.09	Agoura Hills and Westlake Village Intelligent Transportation System	PS&E Construction		2,380,000	2,380,000		2,380,000	2023-24	-	430,000	1,950,000			

						Measure M MSP Funds										
Agency	Project ID #	Project/Location	Funding Phases	Note	Total Project Costs	Prior Alloc	Alloc Change	Current Alloc	1st Program Year	Prior Years	FY 2023-24	FY 2024-25	FY 2025-26	FY 2026-27	FY 2027-28	
17	LVMCOG	MM4401.01	Planning Activities for Measure M Multi-Year Subregional Program	Planning Development		495,924	495,924	495,924	2017-18	283,311	51,644	52,935	53,326	54,708		
18	LVMCOG	MM5503.11	Regional Smart Cities Fiber Network	PS&E Construction	Chg	14,800,000	10,300,000	4,500,000	14,800,000	2022-23	300,000	6,500,000	8,000,000			
Total Programming Amount						\$ 109,002,176	\$ 58,909,142	\$ 15,221,093	\$ 74,130,235		\$26,174,855	\$10,398,751	\$16,527,502	\$17,689,495	\$ 1,216,846	\$ 2,122,786

A large, stylized letter 'M' is positioned at the top of the page. The 'M' is composed of several white, rectangular blocks with a slight 3D effect, set against a dark green circular background. This green circle is partially overlaid by a larger, vibrant orange-red circular shape that curves across the top and right sides of the page.

Measure M Multi-year Subregional Program Las Virgenes/Malibu Subregion

Planning and Programming Committee
February 19, 2025



Metro

File# 2024-1162

Las Virgenes/Malibu Subregion

- Two Multi-Year Subregional Program (MSP)
 - Active Transportation/ Transit/Tech Program (expenditure line 56)
 - Highway Efficiency Program (expenditure line 57)
- Limited to Capital projects
 - Environmental Phase and forward

Los Angeles County Transportation Expenditure Plan

(2015 \$ in thousands)

ATTACHMENT A

Groundbreaking Sequence
(Exceptions Noted)

For Reference Only	Project (Final Project to be Defined by the Environmental Process)	Notes	Schedule of Funds Available		Subregion*	2016 - 2027 Local, State, Federal, Other Funding 2015\$	Measure M Funding 2015\$	Most Recent Cost Estimate 2015\$**	Modal Code
			Ground- breaking Start Date†	Expected Opening Date (3 year range)					
Multi-Year Subregional Programs									
47	Metro Active Transport, Transit 1st/Last Mile Program	p	FY 2018	FY 2057	sc	\$0	\$857,500	\$857,500	H
48	Visionary Project Seed Funding	p	FY 2018	FY 2057	sc	\$0	\$20,000	\$20,000	T
49	Street Car and Circulator Projects	k,p	FY 2018	FY 2022	sc	\$0	\$35,000	\$35,000	T
50	Transportation System and Mobility Improve. Program		FY 2018	FY 2032	sb	\$0	\$293,500	\$293,500	H
51	Active Transportation 1st/Last Mile Connections Prog.		FY 2018	FY 2057	w	\$0	\$361,000	\$361,000	H
52	Active Transportation Program		FY 2018	FY 2057	nc	\$0	\$264,000	\$264,000	H
53	Active Transportation Program		FY 2018	FY 2057	gc	\$0	TBD	TBD	H
54	Active Transportation Program (Including Greenway Proj.)		FY 2018	FY 2057	sg	\$0	\$231,000	\$231,000	H
55	Active Transportation, 1st/Last Mile, & Mobility Hubs		FY 2018	FY 2057	cc	\$0	\$215,000	\$215,000	H
56	Active Transportation, Transit, and Tech. Program		FY 2018	FY 2032	lvn	\$0	\$32,000	\$32,000	T
57	Highway Efficiency Program		FY 2018	FY 2032	lvn	\$0	\$133,000	\$133,000	H
58	Bus System Improvement Program		FY 2018	FY 2057	sg	\$0	\$55,000	\$55,000	T
59	First/Last Mile and Complete Streets		FY 2018	FY 2057	sg	\$0	\$198,000	\$198,000	H
60	Highway Demand Based Prog. (HOV Ext. & Connect.)		FY 2018	FY 2057	sg	\$0	\$231,000	\$231,000	H
61	I-605 Corridor "Hot Spot" Interchange Improvements @		FY 2018	FY 2057	gc	\$240,000	\$1,000,000	\$1,240,000	H
62	Modal Connectivity and Complete Streets Projects		FY 2018	FY 2057	av	\$0	\$202,000	\$202,000	H
63	South Bay Highway Operational Improvements		FY 2018	FY 2057	sb	\$600,000	\$500,000	\$1,100,000	H
64	Transit Program		FY 2018	FY 2057	nc	\$500,000	\$88,000	\$588,000	T
65	Transit Projects		FY 2018	FY 2057	av	\$0	\$257,100	\$257,100	T
66	Transportation System and Mobility Improve. Program		FY 2018	FY 2057	sb	\$0	\$350,000	\$350,000	H
67	North San Fernando Valley Bus Rapid Transit Improvements	p,s	FY 2019	FY 2023	sc	\$0	\$180,000	\$180,000	T
68	Subregional Equity Program	p,s	FY 2018	FY 2057		TBD	TBD	\$1,196,000	T/H
69	Countywide BRT Projects Ph 1 (All Subregions)	l,p	FY 2020	FY 2022	sc	\$0	\$50,000	\$50,000	T
70	Countywide BRT Projects Ph 2 (All Subregions)	l,p	FY 2030	FY 2032	sc	\$0	\$50,000	\$50,000	T
71	Active Transportation Projects		FY 2033	FY 2057	av	\$0	\$136,500	\$136,500	H
72	Los Angeles Safe Routes to School Initiative		FY 2033	FY 2057	cc	\$0	\$250,000	\$250,000	H
73	Multimodal Connectivity Program		FY 2033	FY 2057	nc	\$0	\$239,000	\$239,000	H
74	Countywide BRT Projects Ph 3 (All Subregions)	l,p	FY 2040	FY 2042	sc	\$0	\$50,000	\$50,000	T
75	Arterial Program		FY 2048	FY 2057	nc	\$0	\$726,130	\$726,130	H
76	BRT and 1st/Last Mile Solutions e.g. DASH		FY 2048	FY 2057	cc	\$0	\$250,000	\$250,000	T
77	Freeway Interchange and Operational Improvements		FY 2048	FY 2057	cc	\$0	\$195,000	\$195,000	H
78	Goods Movement (Improvements & RR Xing Elim.)		FY 2048	FY 2057	sg	\$0	\$33,000	\$33,000	T
79	Goods Movement Program		FY 2048	FY 2057	nc	\$0	\$104,000	\$104,000	T
80	Goods Movement Projects		FY 2048	FY 2057	av	\$0	\$81,700	\$81,700	T
81	Highway Efficiency Program		FY 2048	FY 2057	nc	\$0	\$128,870	\$128,870	H
82	Highway Efficiency Program		FY 2048	FY 2057	sg	\$0	\$534,000	\$534,000	H
83	Highway Efficiency, Noise Mitig. and Arterial Projects		FY 2048	FY 2057	av	\$0	\$602,800	\$602,800	H
84	ITS/Technology Program (Advanced Signal Tech.)		FY 2048	FY 2057	sg	\$0	\$66,000	\$66,000	H
85	LA Streetscape Enhance. & Great Streets Program		FY 2048	FY 2057	cc	\$0	\$450,000	\$450,000	H
86	Modal Connectivity Program		FY 2048	FY 2057	lvn	\$0	\$68,000	\$68,000	H
87	Public Transit State of Good Repair Program		FY 2048	FY 2057	cc	\$0	\$402,000	\$402,000	T
88	Traffic Congestion Relief and Improvement Program		FY 2048	FY 2057	lvn	\$0	\$63,000	\$63,000	H
89	Traffic Congestion Relief/Signal Synchronization		FY 2048	FY 2057	cc	\$0	\$50,000	\$50,000	H
90	Arroyo Verdugo Projects to be Determined		FY 2048	FY 2057	av	\$0	\$110,600	\$110,600	H
91	Countywide BRT Projects Ph 4 (All Subregions)	p	FY 2050	FY 2052	sc	\$90,000	\$10,000	\$100,000	T
92	Countywide BRT Projects Ph 5 (All Subregions)	p	FY 2060	FY 2062	sc	\$0	\$100,000	\$100,000	T
93	Multi-Year Subregional Programs Subtotal					\$1,430,000	\$10,253,700	\$12,879,700	
94	GRAND TOTAL					\$21,011,027	\$31,243,641	\$53,450,669	

February 2025 Recommendations

CONSIDER:

A. APPROVING:

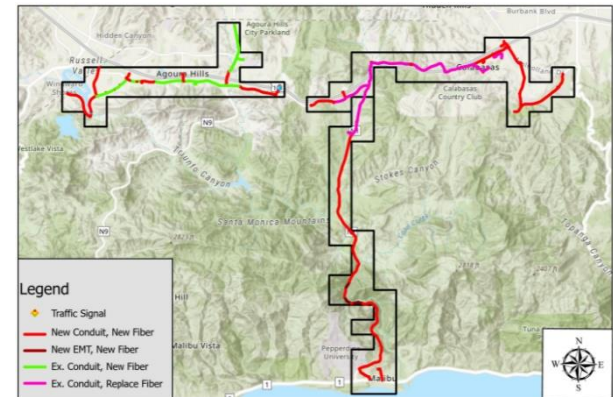

1. programming an additional \$8,904,127 of Measure M Multi-Year Subregional Program (MSP) Active Transportation, Transit, and Tech Program, including inter-program borrowing of \$4,531,812 from the Measure M MSP Highway Efficiency Program, shown in Attachment A;
2. programming an additional \$15,221,093 within the capacity of Measure M MSP Highway Efficiency Program, as shown in Attachment B; and

B. AUTHORIZING the CEO or their designee to negotiate and execute all necessary agreements and/or amendments for approved projects.

Recommended Projects

Funding Adjustments to Eight existing and Four new projects:

- Two Active Transportation - pedestrian and bicycle paths projects
- Four ITS Signal projects
- One Mobility Hub project
- One Roundabout project
- Four combination of Ramp, Intersection, and Pedestrian Safety projects



Next Steps

- Execute Funding Agreements with the implementing agencies to initiate projects
- Continue working with the Subregion to identify and deliver projects
- Return to the Board annually for Program/Project updates