



## Board Report

**File #:** 2025-0806, **File Type:** Informational Report

**Agenda Number:** 20.

### CONSTRUCTION COMMITTEE OCTOBER 15, 2025

**SUBJECT: PROGRAM MANAGEMENT PROJECT STATUS**

**ACTION: RECEIVE AND FILE**

#### **RECOMMENDATION**

RECEIVE AND FILE this Program Management Project Status Report that summarizes capital program performance through August 2025.

#### **ISSUE**

Program Management's capital project status report provides significant highlights regarding several capital projects nearing or under construction.

#### **BACKGROUND**

Metro's mission is to provide a world-class transportation system that enhances the quality of life for all who live, work, and play within LA County. Program Management oversees the construction of capital projects. The attached Project Status Report (Attachment A) provides significant information about the progress of 12 major capital projects.

#### **DISCUSSION**

The project status report includes a summary of 12 major projects including cost and schedule performance, small business project participation status, safety, risk, and equity (Westside Purple Line Sections 1, 2, and 3, LAX/Metro Transit Center (AMC), Gold Line Foothill Ext. Phase 2B, Division 20 Portal Widening Turnback, I-5 North County Enhancements, North Hollywood to Pasadena BRT Project, G Line BRT Improvements, I-105 Express Lanes, East San Fernando Valley Light Rail Transit Project, and Southeast Gateway Line). The report highlights construction activities and safety data based on the latest available information through August 2025.

#### **EQUITY PLATFORM**

The following table summarizes Equity Focus Communities (EFC) percentage data for the individual projects covered in this report. DEOD sets small business participation goals for each project, which are discussed in Attachment A.

LAX/Metro Transit Center (AMC)	100% of the project is within or adjacent to Equity Focus Communities. Reports concerning SBE and DBE participation are regularly shared with surrounding communities.
Gold Line Foothill Ext. Phase 2B	1 of 4 stations (25%) are within or adjacent to Equity Focus Communities. Reports concerning SBE and DBE participation are regularly shared with surrounding communities.
Westside Purple Line Ext 1	This project is not located within or adjacent to Equity Focus Communities. Although not located in Equity Focus Communities, the project regularly reaches out to the broad community regarding project progress, important safety alerts, and planned disruptions to minimize adverse travel impacts. Reports concerning SBE and DBE participation are also regularly shared with surrounding communities.
Division 20 Portal Widening Turnback	100% of the project is within or adjacent to Equity Focus Communities. Reports concerning SBE and DBE participation are regularly shared with surrounding communities.
Westside Purple Line Ext 2	This project is not located within or adjacent to Equity Focus Communities. Although not located in Equity Focus Communities, the project regularly reaches out to the broad community regarding project progress, important safety alerts, and planned disruptions to minimize adverse travel impacts. Reports concerning SBE and DBE participation are also regularly shared with surrounding communities.
I-5 North County Enhancements	This project is not located within or adjacent to Equity Focus Communities. Reports concerning SBE and DBE participation are regularly shared with surrounding communities.
Westside Purple Line Ext 3	1 of 2 stations (50%) are within or adjacent to Equity Focus Communities. Reports concerning SBE and DBE participation are regularly shared with surrounding communities.
North Hollywood to Pasadena BRT Project	60% of the project is within or adjacent to Equity Focus Communities. Reports concerning SBE and DBE participation are regularly shared with surrounding communities.
G Line BRT Improvements	15 of 17 stations (88%) are within or adjacent to Equity Focus Communities. Reports concerning SBE and DBE participation are regularly shared with surrounding communities.
I-105 Express Lanes	92% of the project is within or adjacent to Equity Focus Communities. Reports concerning SBE and DBE participation are regularly shared with surrounding communities.
East San Fernando Valley Light Rail Transit Project	100% of the project is within or adjacent to Equity Focus Communities. Reports concerning SBE and DBE participation are regularly shared with surrounding communities.
Southeast Gateway Line	65% of the project is within or adjacent to Equity Focus Communities. Reports concerning SBE and DBE participation are regularly shared with surrounding communities.

## **VEHICLE MILES TRAVELED OUTCOME**

VMT and VMT per capita in Los Angeles County are lower than national averages, the lowest in the SCAG region, and on the lower end of VMT per capita statewide, with these declining VMT trends due in part to Metro's significant investment in rail and bus transit.\* Metro's Board-adopted VMT reduction targets align with California's statewide climate goals, including achieving carbon neutrality by 2045. To ensure continued progress, all Board items are assessed for their potential impact on VMT.

The projects in this report have mixed outcomes, but on the whole, most of the projects in this report will likely decrease VMT in LA County. Within this suite of projects, Metro seeks to reduce single-occupancy vehicle trips, provide a safe transportation system, and increase accessibility to destinations via transit, cycling, walking, and carpooling. Some of the projects within this status report include items that will ease congestion for cars and trucks, or expand vehicle capacity, resulting in the possibility of increased VMT. However, these projects also provide for carpooling infrastructure

and reinvestment of funding towards transit projects. In addition, the projects' multi-modal benefits may contribute to offsetting the possible increase in VMT.

Project Name	Vehicle Miles Traveled (VMT)
LAX/Metro Transit Center (AMC)	This item will likely decrease VMT
Gold Line Foothill Ext. Phase 2B	This item will likely decrease VMT
Westside Purple Line Ext 1	This item will likely decrease VMT
Division 20 Portal Widening Turnback	This item will likely decrease VMT
Westside Purple Line Ext 2	This item will likely decrease VMT
I-5 North County Enhancements	This item will likely increase VMT
Westside Purple Line Ext 3 (C1151)	This item will likely decrease VMT
Westside Purple Line Ext 3 (C1152)	This item will likely decrease VMT
North Hollywood to Pasadena BRT Project	This item will likely decrease VMT
G Line BRT Improvements	This item will likely decrease VMT
I-105 Express Lanes	This item will likely increase VMT
East San Fernando Valley Light Rail Transit Project	This item will likely decrease VMT
Southeast Gateway Line	This item will likely decrease VMT

*Footnote 1 - While the agency remains committed to reducing VMT through transit and multimodal investments, some projects may induce or increase personal vehicle travel. However, these individual projects aim to ensure the efficient and safe movement of people and goods. Although the I-5 North County Enhancements and I-105 Expresslanes projects may not directly contribute to the achievement of the Board-adopted VMT Reduction Targets, the VMT Targets were developed to account for the cumulative effect of a suite of programs and projects within the Metro region, which individually may induce or increase VMT. Additionally, Metro has a voter-approved mandate to deliver multimodal projects that enhance mobility while ensuring the efficient and safe movement of people and goods.*

\*Based on population estimates from the United States Census and VMT estimates from Caltrans' Highway Performance Monitoring System (HPMS) data between 2001-2019.

## **IMPLEMENTATION OF STRATEGIC PLAN GOALS**

Strategic plan goal # 1, Metro will expand transportation options, improve the quality of its transit network and assets, and take steps to manage demands on the entire network.

### **SAFETY**

The average national safety rate is 2.3. Below are the project's recordable injury rates as compared to the national average.

	Project Hours	Recordable Injury Rate	Comments
LAX/Metro Transit Center (AMC)	1,678,527	1.19	Below National Average
Gold Line Foothill Ext. Phase 2B	2,539,224	0.39	Below National Average
Westside Purple Line Ext 1	11,022,522	0.8	Below National Average
Division 20 Portal Widening Turnback	1,450,653	1.38	Below National Average
Westside Purple Line Ext 2	5,691,744	2.25	Below National Average
I-5 North County Enhancements	1,149,239	1.57	Below National Average
Westside Purple Line Ext 3 (C1151) footnote 2	2,074,557	2.31	Above National Average
Westside Purple Line Ext 3 (C1152)	2,721,237	1.03	Below National Average
North Hollywood to Pasadena BRT Project	N/A	N/A	N/A - Construction not started
G Line BRT Improvements	176,609	0	Below National Average
I-105 Express Lanes footnote 3	86,469	4.62	Above National Average
East San Fernando Valley Light Rail Transit Project	180,830	2.21	Advanced Utility Adjustment Construction Only
Southeast Gateway Line	N/A	N/A	N/A - Construction not started

Safety project rates are based on the latest available information, consistent with reporting timelines.

*Footnote 2 - PLE3 (C1151) Above National Average - When the safety rate falls above the national average, the contractor establishes a routine program to conduct daily inspections of the different tasks within the construction sites to verify compliance with safety protocols. When injuries occur, the contractor investigates the nature of the injury and develops programs to address the nature of the injuries. The contractor also conducts Safety Standdowns whenever serious injuries occur to reinforce the correct safety protocols. The current safety data for this contractor demonstrates improvement in their safety performance due to these proactive measures.*

*Footnote 3 - I-105 Express Lanes Above National Average - This project is still in its early stages, and as monthly work hours continue to increase, the recordable injury rate is expected to decrease significantly. Based on current projections, staff anticipate reaching a rate lower than the national standard by October 2025.*

## **NEXT STEPS**

Staff will continue to work towards the completion of all capital projects. The next Program Management project status report will be provided in January 2026.

## **ATTACHMENT**

Attachment A - Project Status Report

Prepared by:

Kathy Knox, Senior Executive Officer, Project Management Oversight, (213) 922-7504

Tashai Smith, Executive Officer, Diversity & Economic Opportunities, (213) 922-2128

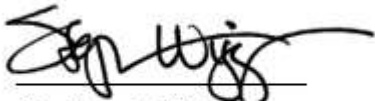
Mat Antonelli, Deputy Chief Program Management Officer, (213) 893-7114

Sameh Ghaly, Deputy Chief Program Management Officer, (213) 418-3369

Michael McKenna, Deputy Chief Program Management Officer, (213) 922-4239

Reviewed by:

Timothy Lindholm, Chief Program Management Officer, (213) 922-7297

A handwritten signature in black ink, appearing to read 'Step Wiggins', written over a horizontal line.

Stephanie Wiggins  
Chief Executive Officer



# **Program Management**

## **Project Status Report**



































**Tim Lindholm**

Chief Program Management Officer

**Construction Committee**

October 2025

# Project Budget & Schedule Status Summary Chart

	Cost Performance		Schedule Performance		
Project	Variance Approved LOP	Variance Revised Budget	Variance Original	Variance Revised Schedule	Comments
1. LAX/Metro Transit Center (AMC)					Project is 99% complete. Zero variance from Approved LOP. No Revised Budget, therefore no variance from Revised Budget. Equity: 100% of the project is located within or adjacent to Equity Focus Communities.
2. A/Gold Line Foothill Extension Phase 2B				N/A	Project is 99% complete. Project is within Life of Project and Schedule, as Substantial Completion was achieved on January 3, 2025. The line opened for Revenue Operation on September 19, 2025. Equity: 25% of the project is located within or adjacent to Equity-Focus Communities.
3. Westside Purple Line Extension Section 1					Project is 98% complete. The Revenue Service Date is under review by Metro. Due to the imminent PLE1 opening, the project contingency is below the 3% Project Reserve threshold as expected. Equity: This Project is not located within or adjacent to Equity Focus Communities.
4. Division 20 Portal Widening Turnback					Project is 86% complete. Project is proceeding towards completion and closeout within LOP Budget. Construction continues from the West Portal at the Union East Crossover to DX08 in preparation of the YL/AL cutover to include the north storage yard. North Ladder tracks regulated and tamping complete, traction power substations (TPSS) assembly and LFAT complete. Equity: 100% of the project is located within or adjacent to Equity Focus Communities.
5. Westside Purple Line Extension Section 2					Project is 83% complete. The Project schedule is currently targeting a date of Spring 2027. The project contingency has dropped below the 3% Project Reserve threshold during the February 2025 reporting period, and LOP increase is forecasted. Equity: This Project is not located within or adjacent to Equity Focus Communities.
6. I-5 North County Enhancements Project				N/A	Project is 55% complete. There is no change to the approved LOP of \$679.3M. The current schedule forecasts a variance of 181 days (10%) from the contract baseline. Equity: This project is not located within or adjacent to Equity Focus Communities.
7. Westside Purple Line Extension Section 3					Project is 72% complete. The Project revised Revenue Service Date is Fall 2027 and staff continue to closely monitor progress. Equity: 1 of 2 stations (50%) are within or adjacent to Equity Focus Communities.
8. North Hollywood to Pasadena BRT*	N/A		N/A	N/A	Project is 29% complete. Program Management Support Service (PMSS), Architect & Engineering and Construction Manager/General Contractor (CM/GC) Phase 1 (Pre-Construction) contracts have been approved by the Board. Equity: 60% of the project is within or adjacent to Equity Focus Communities.
9. G Line BRT Improvements				N/A	Project is 24% complete. Project LOP approved by Board in September 2024. Executed Early Works Package to commence construction on grade separations, station and bike path improvements. Advancing design on gated Intersections alternative including gates at 13 intersections and traffic signal reservicing at remaining crossings. Equity: 15 of 17 stations (88%) are within or adjacent to Equity Focus Communities.
10. I-105 Express Lanes*	N/A			N/A	Design is 91% complete overall. Segment 1 construction started on 2/3/25. Currently we are 29% in completion. Segments 2 and 3 Design is at 90% complete. Preliminary Construction schedule of Segment 2/3 has been submitted and under review by the project team. Equity: 92% of the project is within or adjacent to Equity Focus Communities. Segment 2/3 Regular Roundtable meetings will end in September, and the Equity Assessment draft report is scheduled to be released in September 2025
11. East San Fernando Valley Transit Corridor*	N/A		N/A	N/A	Project is 15% complete. Budget: Negotiations are ongoing with the Contractor for Phase 2. Schedule: Forecasted Start of Revenue Operations - Fall 2031. Equity: 100% of the project is within or adjacent to Equity Focus Communities.
12. Southeast Gateway Line*	N/A		N/A	N/A	While the report reflects 0% overall progress, the Project is advancing utility relocations work as well as design. Advanced Works design advancing to 60%. Pre-Construction budget approved by Metro Board in February 2025. Completed all FTA Project Development requirements and have requested approval to enter the Engineering phase. Equity: 65% of the project is within or adjacent to Equity Focus Communities.



\*Projects without a LOP budget

**October 2025 Construction Committee**

Los Angeles County Metropolitan Transportation Authority



On target



Possible problem  
(5-10% variance)



Significant Impact  
(over 10% variance)



# Small Business Project Status Summary Chart (reflective of payments reported through July 2025)

\*Projects without a LOP budget

\*\*Excludes from contract value time delay, claims, settlements, incentives that Contractor contends has no DBE opportunity.

Project	Phase	Goal Type	Contractor Commitment	Current Participation	Status	Variance from Last Reporting +/-	**Adjusted Participation %	% Complete	Comments
1. LAX/Metro Transit Center (AMC)	Construction	SBE	20.79%	20.73%	OK	+0.20%	-	97%	The AMC contract is currently in close-out; the project is 97% complete based on payments. Prime Contractor TPC is currently exceeding the DVBE goal by 2.25%. The project is currently in the close-out phase and final participation will be determined once completed.
		DVBE	4.96%	7.21%	OK	N/C	-		
2. A/Gold Line/Foothill 2B (A-Line)	Construction	SBE	14.20%	12.42%	OK	--	-	95%	Metro Gold Line Foothill Extension Construction Authority reporting on Kiewit/Parsons JV Construction contract
3. Westside Purple Line Extension Section 1 (D-Line)	Design	DBE	20.25%	23.21%	OK	+0.37%	-	96%	PLE1 Design and Construction are in preliminary close-out having reached 96% and 95% completion, based on payments. STS JV is exceeding the DBE commitment on both Design and Construction by 2.96% and 1.04%.
	Construction	DBE	17%	18.04%	OK	+0.01%	20.13%	95%	
4. Division 20 Portal Widening Turnback	Construction	SBE	19.34%	18.89%	OK	+0.24%	19.12%	88%	The Div. 20 project has reached 88% completion, based on payments. This project is currently in SBE and DVBE shortfall. Tutor Perini Corp has a 0.45% SBE shortfall and a 0.17% DVBE shortfall. TPC has reported that it expects to meet the SBE commitment by the end of the project.
		DVBE	3.31%	3.14%	OK	+0.02%	3.18%		
5. Westside Purple Line Extension Section 2 (D-Line)	Design	DBE	25.31%	28.88%	OK	-0.30%	-	91%	TPOG is exceeding the DBE commitment on Design by 3.57% but has a 1.14% shortfall on Construction. The Construction shortfall has not changed since the last reporting period. TPOG reported that it does not expect to meet the Construction commitment but is currently processing change orders that will lessen the current shortfall.
	Construction	DBE	17%	15.86%	OK	-0.24%	-	78%	
6. I-5 North County Enhancements Project	Construction	DBE	13.01%	17.07%	OK	+1.06%	-	51%	OHLA USA, Inc. appears to exceed the DBE commitment by 4.06%, however due to outstanding reporting concerns the true achievement remains undetermined for this reporting period. The project is currently at 51% complete, based on payments. Staff will continue to meet regularly with OHLA to address and correct outstanding concerns.
7. Westside Purple Line Extension Section 3 Stations, Trackwork, Systems and Testing (D-Line)	Design	DBE	19.25%	16.73%	OK	+1.08%	-	94%	TPOG currently has shortfalls on both Design (2.52%) and Construction (3.74%). TPOG contends that despite the shortfall it expects to meet both Design and Construction commitments. Staff will continue to monitor TPOG's progress towards meeting its commitments on this project.
	Construction	DBE	21%	17.26%		+1.33%	-	66%	



October 2025 Construction Committee

Los Angeles County Metropolitan Transportation Authority



On target



Possible problem  
(3-5% shortfall)



Significant Impact  
(over 5% shortfall)



# Small Business Project Status Summary Chart (reflective of payments reported through July 2025)

\*Projects without a LOP budget

\*\*Excludes from contract value time delay, claims, settlements, incentives that Contractor contends has no DBE opportunity.










Project	Phase	Goal Type	Contractor Commitment	Current Participation	Status	Variance from Last Reporting +/-	**Adjusted Participation %	% Complete	Comments
7. Westside Purple Line Extension Section 3 Tunnels (D-Line)	Design	DBE	11.19%	16.57%	OK	-0.75%	-	99%	Frontier-Kemper/Tutor Perini JV (FKTP) is currently exceeding the DBE commitment on both Design and Construction. Design is 99% complete and Construction is 92% complete, based on payments with an anticipated end date of February 2026.
	Construction	DBE	17.10%	19.65%	OK	-1.90%	19.72%	92%	
8. North Hollywood to Pasadena BRT*	PMSS	SBE	35.59%	69.58%	OK	-2.34%	-	31%	SBE prime, Ramos Consulting Services, Inc's (RCS) continues to exceed both SBE and DVBE commitments by 33.99% and 2.04%, respectively.
		DVBE	3%	5.04%	OK	-0.72%	-		
	A&E	SBE	37.69%	38.98%	OK	-2.55%	-	44%	HDR Engineering (HDR) has a 3.18% shortfall of their SBE commitment and is exceeding the DVBE commitment by 0.59%. HDRs SBE attainment has dropped below the commitment level since the last reporting period.
		DVBE	3%	3.59%	OK	+0.45%	-		
	CM/GC	SBE	43.26%	33.89%	⚠	-66.11%	-	37%	Myers-Shimmick, A Joint Venture (MSJV) current level of SBE and DVBE participation is 33.89% and 0.52%, respectively, the significant decrease in participation from the last reporting period is the result of MSJV reporting payments to the SBE firms prior to receiving payment from Metro. Based on payments, Phase 1 is 37% complete. Staff will continue to monitor this project for attainment.
		DVBE	3.49%	0.52%	OK	-1.03%	-		
9. G Line BRT Improvements (PDB Phase 1) (G-Line)	PDB Phase 1	SBE	18.35%	21.56%	OK	-0.05%	-	95%	Valley Transit Partners (VTP) continues to exceed their SBE and DVBE commitments on this project by 3.21% and 0.59%, respectively. Phase 1 is currently at 95% completion, based on payments and is in close-out.
		DVBE	3.73%	4.32%	OK	N/C	-		
9. G Line BRT Improvements (PDB Phase 2) (G-Line)	PDB Phase 2	SBE	27%	10.49%	⚠	+6.35%	-	20%	Valley Transit Partners' current level of SBE and DVBE is 10.49% and 1.57%, respectively. While the contractor's current performance reflects a shortfall, it is important to note that Phase 2 is only 20% complete. Metro will continue to closely monitor progress to ensure compliance and achievement of the commitments by project completion.
		DVBE	3%	1.57%	OK	+0.04%	-		



# Small Business Project Status Summary Chart (reflective of payments reported through July 2025)

\*Projects without a LOP budget

\*\*Excludes from contract value time delay, claims, settlements, incentives that Contractor contends has no DBE opportunity.

Project	Phase	Goal Type	Contractor Commitment	Current Participation	Status	Variance from Last Reporting +/-	**Adjusted Participation %	% Complete	Comments
10. I-105 Express Lanes* (Phase 1)	CM/GC	DBE	12.40%	12.78%		-0.49%	-	89%	Flatiron-Myers, A Joint Venture (FMJV) continues to exceed the Phase 1 commitment by 0.38%. Phase 1 is nearing 90% completion, based on payments.
10. I-105 Express Lanes* (Phase 2)	CM/GC	DBE	19%	5.45%		+4.78%	-	24%	Flatiron-Myers, A Joint Venture (FMJV) current level of DBE participation on Phase 2 is 5.45%. It is important to note that Phase 2 is only 24% complete however, DBE attainment is expected to rise as construction efforts increase.
11. East San Fernando Valley Transit Corridor*	PE/DSDC	SBE	25.29%	23.20%		-0.06%	-	92%	Gannett Fleming, Inc's (GFI) SBE and DVBE attainments have remained unchanged during this reporting period. GFI has a shortfall of 2.09% and 0.20%, respectively. GFI contends that shortfall is due to a change in the procurement method on the project and a delay in a number of scope elements that were planned for the SBE/DVBE subconsultants in Yr. 5. Staff will continue to monitor and track GFI efforts to meet the commitment on this project.
		DVBE	5.54%	5.34%		-0.02%	-		
11. East San Fernando Valley Transit Corridor* - AUA #1	DBB	DBE	25.32%	21.83%		-0.58%	-	97%	The ESFV – AUA #1 contract is currently in close-out the project is 97% complete, based on payments. WA Rasic currently has a 3.49% DBE shortfall. DEOD is reviewing Rasic's good faith effort documentation to determine compliance with the DBE Program.
11. East San Fernando Valley Transit Corridor* - Phase 1	PDB	DBE	19.33%	22.70%		-0.09%	-	85%	San Fernando Transit Constructors' (SFTC) current level of DBE participation remains unchanged for this reporting period. SFTC is exceeding their commitments by 3.37%. This phase of the project is 85% complete, based on payments.
11. East San Fernando Valley Transit Corridor* - Phase 2	PDB	DBE	28.00%	14.24%		+1.26%	-	61%	San Fernando Transit Constructors' (SFTC) current level of DBE participation is 14.24%. Phase 2 is currently at 61% complete, based on payments.
12. Southeast Gateway Line* (SEGL)	PMSS	DBE	30.16%	26.18%		+0.37%	-	8%	WSP USA, Inc's (WSP) current level of DBE participation remains at 26.18% with 8% project completion, based on payment.
	A&E	DBE	28.03%	23.09%		-0.02%	-	60%	HDR, Inc. current level of DBE participation remains 23.09%, representing a 4.94% shortfall. HDR has a mitigation plan on file and contends it will achieve the 28.03% DBE commitment as additional task orders are executed.



October 2025 Construction Committee

Los Angeles County Metropolitan Transportation Authority



On target





Possible problem  
(3-5% shortfall)





Significant Impact  
(over 5% shortfall)

# LAX/Metro Transit Center (AMC)

BUDGET				
	FFGA	Approved LOP*	Previous Period	Current Forecast
	N/A	\$898.58M	\$898.58M	\$898.58M
	Variance from Approved LOP:		\$0M (0%)	\$0M (0%) 
	Variance from Revised Budget:		N/A	\$0M (0%) 

\*Approved April 2021 Board

SCHEDULE			Revenue Operation	
	Original	Approved Rebaseline	Previous Period*	Actual Opening
	Oct 23, 2024	Nov 25, 2024	Jun 06, 2025	Jun 06, 2025
	Variance from Original:		+226d (20.6%)	+226d (20.6%) 
	Variance from Revised Schedule:		+193d (17.1%)	+193d (17.1%) 

\*Previous period forecast was based on April 2025 schedule



# LAX/Metro Transit Center (AMC)

## Safety

Project Construction Hours: 1,678,527;

Recordable Injury Rate: 1.19 vs. National Average: 2.3.

## Updates

**Overall Project Progress is 99% complete.**

**Construction Contract Progress is 99% complete.**

- The Project is substantially complete and has been open to the public since June 6, 2025
- The contractor is currently addressing remaining 1,100 punch list items
- As-built drawings are under development by the contractor
- All bus chargers are energized. Ongoing coordination with Operations and the contractor is in progress to test the chargers.

## Equity

100% of the project is located within or adjacent to Equity Focus Communities.



VIP Train - Opening Day



First Revenue Train - K Line



Opening Ceremony





October 2025 Construction Committee

Los Angeles County Metropolitan Transportation Authority




# A/Gold Line Foothill Extension Phase 2B

BUDGET				
	FFGA	Approved LOP*	Previous Period	Current Forecast**
	N/A	\$1,533M	\$1,533M	\$1,533M
	Variance from Approved LOP:		\$0M (0%)	\$0M (0%) 
	Variance from Revised Budget:		N/A	\$0M (0%) 

\*At time of the award of contract Board Approval (June 2017)

\*\*Current Forecast does not include funding received from CALSTA SB125

SCHEDULE			Revenue Operation	
	Original*	Approved Rebaseline	Previous Period	Actual Opening
	January 2025	N/A	Sep 19, 2025	Sep 19, 2025
	Variance from Original:		+0d (0%)	+0d (0%) 
	Variance from Revised Schedule:		N/A	N/A

\*The Original date reflects the Authority's Substantial Completion date achieved on January 3, 2025.



# A/Gold Line Foothill Extension Phase 2B

## Safety

Project Construction Hours: 2,539,224;

Recordable Injury Rate: 0.39 vs. National Average: 2.3.

## Updates

**Overall Project Progress is 99% complete.**

**Closeout Progress is 97% complete.**

- Foothill Gold Line Authority achieved substantial completion with the Kiewit-Parsons Joint Venture on January 3, 2025.
- The line opened for Revenue Operation on September 19, 2025.
- Safety Certification Verification Report (SCVR) submitted to CPUC on August 29, 2025, and approval received on September 16, 2025.
- Ticket Vending Machine (TVM) installation completed.
- Tall faregates installed at all stations (Glendora, San Dimas, La Verne & Pomona).

## Equity

25% of the project is located within or adjacent to Equity-Focus Communities.



A Line Extension system map



Glendora Station platform



La Verne/Fairplex Station faregates installation near completion





Pomona North Station platform



October 2025 Construction Committee



Los Angeles County Metropolitan Transportation Authority

# Westside Purple Line Extension Section 1

BUDGET				
	FFGA	Approved LOP*, **	Previous Period**	Current Forecast**
	\$2,822M	\$2,774M	\$3,354M	\$3,508M
	Variance from Approved LOP:		\$580M (20.9%)	\$734M (26.5%) 
	Variance from Revised Budget:		N/A	\$154M (4.6%) 

\*At time of the award of contract - Board Approval July 2014.

\*\*Excludes finance costs.

SCHEDULE			Revenue Operation	
	Original	Approved Rebaseline	Previous Period	Current Forecast
	November 2023	Summer 2025	Fall 2025	Winter 2026*
	Variance from Original:		+773d (24.0%)	+874d (27.1%) 
	Variance from Revised Schedule:		+106d (2.7%)	+207d (5.3%) 

\*RSD is under review by Metro.



# Westside Purple Line Extension Section 1

## Safety

Project Construction Hours: 11,022,522;

Recordable Injury Rate: 0.8 vs. National Average: 2.3.

## Updates

**Overall Project Progress is 98% complete.**

**Construction Contract Progress is 98% complete.**

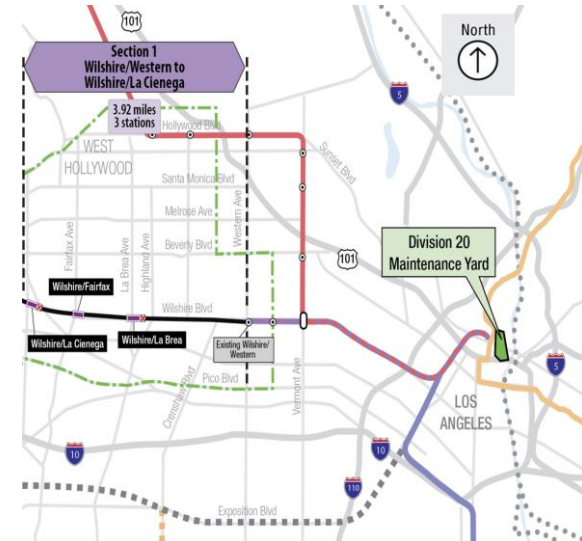
- **Wilshire/La Brea, Wilshire/Fairfax, Wilshire/La Cienega**

**Stations:** Civil restoration on Wilshire Boulevard; Entrance structure/plaza and art finishes; Elevator and escalator work in preparation for inspections, and acceptance (SIT) testing.

- **Reach 1 through Reach 4 Tunnels:** Systems testing in tunnels.
- **Systems Testing:** SIT2 testing is underway.

## Equity


This Project is not located within or adjacent to Equity Focus Communities.



The WPLE1 Project is 3.92 miles (Wilshire/Western to Wilshire/La Cienega); Scope of work includes twin-bored tunnels, three (3) new subway stations, 34 HRVs and Division 20 Yard modifications.



Wilshire/La Brea  
Station: Testing  
Emergency  
Management Panel



Wilshire/Fairfax  
Station: Platform  
View





Wilshire/La Cienega  
Station: Station PIN  
Wire Work



October 2025 Construction Committee





# Division 20 Portal Widening Turnback

BUDGET				
	FFGA	Approved LOP*	Previous Period**	Current Forecast
	N/A	\$801.75M	\$1,056M	\$1,056M
	Variance from Approved LOP:		\$254.73M (31.8%)	\$254.73M (31.8%) 
	Variance from Revised Budget:		N/A	\$0M (0%) 

\*Original LOP approved at the February 2020 Board meeting for award of contract

\*\*LOP increase approved at October 2024 Board meeting

SCHEDULE			Revenue Operation	
	Original	Approved Rebaseline*	Previous Period	Current Forecast**
	June 2024	Spring 2026	Summer 2026	Summer 2026
	Variance from Original:		+733d (46.7%)	+733d (46.7%) 
	Variance from Revised Schedule:		+29d (1.3%)	+29d (1.3%) 

\*Re-baseline Schedule April 2024

\*\*Current forecast is Contractor's recent schedule update



# Division 20 Portal Widening Turnback

## Safety

Project Construction Hours: 1,450,653;

Recordable Injury Rate: 1.38 vs. National Average: 2.3.

## Updates

**Overall Project Progress is 86% complete.**

**Construction Contract Progress is 85% complete.**

### C1136 TPC Portal Widening Turnback Contract

- Contract Progress is 85%
- Traction power substation (TPSS) is complete and energized
- Union East crossover SIT underway
- Communication device (PA and CCTV) installation and testing underway in north and south storage yards and north ladder tracks
- Track acceptance is underway

### C1184 C3M Traction Power Substation Contract

- Contract progress is 97%
- Substation energized in April 2024 and will feed new improvements

### Coordination with Adjacent Projects

- Purple Line Extension (PLE1), Regional Connector; Metro Center Project, HR4000, and A650 Vehicle Delivery

## Equity

100% of the project is located within or adjacent to Equity Focus Communities.


Division 20 PWT Project Area



Division 20 Portal Widening Project Map



Train control cable installation  
at Bungalow B





Signal installation on Road H



October 2025 Construction Committee

Los Angeles County Metropolitan Transportation Authority



# Westside Purple Line Extension Section 2

BUDGET				
	FFGA	Approved LOP*	Previous Period*	Current Forecast*
	\$2,499M	\$2,441M	\$2,575M	\$2,897M - \$2,922M
	Variance from Approved LOP:		\$134M (5.5%)	\$456M (18.7%) - \$481M (19.7%) 
	Variance from Revised Budget:		N/A	\$322M (12.5%) - \$347M (13.5%) 

\*At the time of the award of contract. Board Approval January 2017.

\*\*LOP Budget Amendment July 2023. Excludes finance costs.

\*\*\*Contractor's delay claims and RFCs are currently being negotiated. The results will be reflected in future updates, subject to Board Approval. Current Forecast range is from the FY26 Annual Program Evaluation (APE).

SCHEDULE			Revenue Operation	
	Original	Approved Rebaseline	Previous Period	Current Forecast*
	August 2025	Summer 2026	Fall 2026	Spring 2027
	Variance from Original:		+486d (15.4%)	+594d (18.8%) 
	Variance from Revised Schedule:		N/A	+210d (5.9%) 

\*The Current Forecast is based on Project Revised Schedule reflecting a target RSD of Spring 2027.





# Westside Purple Line Extension Section 2

## Safety

Project Construction Hours: 5,691,744;

Recordable Injury Rate: 2.25 vs. National Average: 2.3.

Safety information is updated as of July 31, 2025.

## Updates

**Overall Project Progress is 83% complete.**

**Construction Contract Progress is 83% complete.**

### Century City Station (CCS)

- Interior walls inside the station box completed and the entrance walls and CMU walls are ongoing.
- Permanent power conduit installation is ongoing.
- Construction of the side structures is ongoing.

### Beverly Dr Station (BDS)

- Construction of the side structures and emergency exit stairs is ongoing.
- Plaza level architectural walls underway.

## Tunnels

- Track installation continues in BR reach 5 and at CCS.
- BL reach 5 Wilshire zone secondary liner installation is completed, reach 5 Lasky zone is ongoing.

## Equity

This Project is not located within or adjacent to Equity Focus Communities.

### D Line Subway Extension Project



Purple Line Extension Projects Alignment



BL R5 Install of Liner Plate along Lasky Zone



BDS Station Entry Portal Rebar and Formwork - Architectural Cast-in-Place Wall



CCS Concourse Entrance Stair #3





October 2025 Construction Committee


Los Angeles County Metropolitan Transportation Authority



# I-5 North County Enhancements Project

BUDGET				
	FFGA	Approved LOP*	Previous Period	Current Forecast
	N/A	\$679.37M	\$679.37M	\$679.37M
	Variance from Approved LOP:		\$0M (0%)	\$0M (0%) 
	Variance from Revised Budget:		N/A	\$0M (0%) 

*\*At time of the award of contract - Board Approval (March 2021)*

SCHEDULE			Substantial Completion	
	Original	Approved Rebaseline	Previous Period	Current Forecast
	July 2026	N/A	Winter 2027	Winter 2027*
	Variance from Original:		+180d (10.0%)	+180d (10.0%) 
	Variance from Revised Schedule:		N/A	N/A

*\*The project schedule was re-sequenced to reduce overall delays. Additional optimizations are being reviewed.*



# I-5 North County Enhancements Project

## Safety

Project Construction Hours: 1,149,239;

Recordable Injury Rate: 1.57 vs. National Average: 2.3.

## Updates

**Overall Project Progress is 55% complete.**

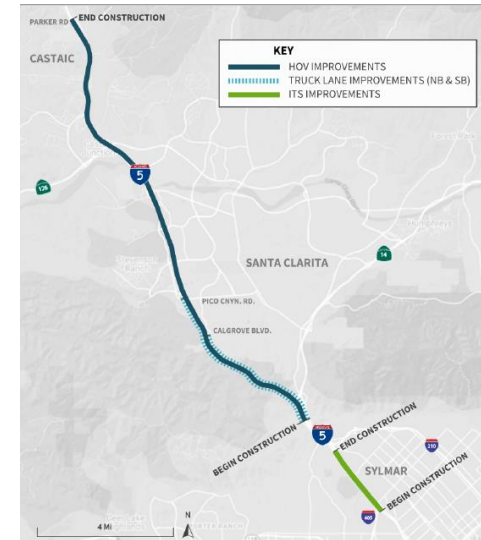
**Construction Contract Progress is 62% complete.**

**Currently Working in Stage 2 (Outside)**

- Roadway work includes drainage, electrical, grading, and paving on southbound shoulders.
- Structural work includes construction/widening of five bridges and 26 walls.
- Critical work on Soundwall 986 and lightweight cellular concrete backfill.

## Equity

This project is not located within or adjacent to Equity Focus Communities.



I-5 North County Enhancements Project Map



Embankment Fill at  
Rye Canyon



Fencing Install NB  
north of Castaic  
Creek





Gavin Canyon  
Bridge Right  
Formwork



October 2025 Construction Committee



Los Angeles County Metropolitan Transportation Authority

# Westside Purple Line Extension Section 3

BUDGET				
	FFGA	Approved LOP*	Previous Period**	Current Forecast**
	\$3,599M	\$3,224M	\$3,277M	\$3,277M
	Variance from Approved LOP:		\$53M (1.6%)	\$53M (1.6%) 
	Variance from Revised Budget:		N/A	\$0M (0%) 

\*At time of the award of contract - Board Approval February 2019

\*\*Excludes finance costs. In June 2023, the Board approved \$53M LOP increase for Concurrent Non-Full Funding Grant Agreement (Non-FFGA) activities.

SCHEDULE			Revenue Operation	
	Original	Approved Rebaseline*	Previous Period	Current Forecast
	March 2027	Fall 2027	Fall 2027	Fall 2027
	Variance from Original:		+260d (7.8%)	+260d (7.8%) 
	Variance from Revised Schedule:		+128d (3.7%)	+0d (0%) 

\*Based upon executed modification.



# Westside Purple Line Extension Section 3

## Safety

Project Construction Hours: 4,795,794;

Recordable Injury Rate: 1.58 vs. National Average: 2.3.

- C1151: Project Hours: 2,074,557; Recordable Injury Rate: 2.31
- C1152: Project Hours: 2,721,237; Recordable Injury Rate: 1.03

## Updates

**Overall Project Progress is 72% complete.**

**Construction Contract Progress is 72% complete.**

- Final design progress is 99.5% complete.
- **Westwood/UCLA Station:** Main station box concrete shell and platform level walls for main station box, and main entrance intermediate deck have been completed. Southeast entrance pile installation is 98% completed. Equipment installation and Mechanical/Electrical/Plumbing work ongoing at both UCLA and VA Hospital stations.
- **Westwood/VA Hospital Station:** Concrete shell for main station box is 60% complete. Upper exterior wall and roof concrete placement is ongoing. Exterior wall concrete placement at main entrance and foundation construction for the North Entrance Plaza (north of Wilshire Blvd.) has begun.
- **Tunnels:** Excavation and Final Lining work has been completed for all fourteen cross passages with only punch list items remaining. Secondary liner installation and first stage invert concrete completed. Walkway concrete is 92% complete.
- **VA Hospital Parking Structure:** Foundation construction is 100% complete.

## Equity

1 of 2 stations (50%) are within or adjacent to Equity Focus Communities.



Westwood/UCLA Station: Installation of Overhead Fire Sprinklers on Concourse



Westwood/VA Hospital Station: Roof Rebar Installation (Looking South)





Tunnels: Tunnel Lighting Installation  
Reach 7 BR Tunnel



October 2025 Construction Committee



# North Hollywood to Pasadena BRT

BUDGET				
		Approved Budget To Date	Previous Period	Current Forecast
	Pre-Construction	\$135.18M*	\$135.18M	\$135.18M
	Project	N/A	\$308M - \$515M	\$308M - \$515M
	Variance from Approved Pre-Construction Budget:		\$0M (0%)	\$0M (0%) 
	Variance from Approved LOP:		N/A	N/A
	Variance from Revised Budget:		N/A	\$0M (0%) 

\*Pre-Construction Approved Budget to Date includes Early Works Package Budget. But this is not captured in Pre-Construction progress % complete.

SCHEDULE			Revenue Operation	
	Original	Approved Rebaseline	Previous Period	Current Forecast*
	N/A	N/A	Fall 2027	Fall 2027
	Variance from Original:		N/A	N/A
	Variance from Revised Schedule:		N/A	N/A

\*Current Forecast is Metro's Internal Schedule. Phase 2 Construction Schedule is under development.



# North Hollywood to Pasadena BRT

## Safety

Project Construction Hours: 0;

Recordable Injury Rate: 0 vs. National Average: 2.3.

Safety data will be reported once the project is in construction.

## Updates

**Overall Project Progress is 29% complete.**

**Pre-Construction Progress is 81% complete.**

- CM/GC submitted 30% Opinion of Probable Construction Cost (OPCC)
- CM/GC 60% Opinion of Probable Construction Cost (OPCC) due October 2025
- 85% package for Pasadena submitted for review. Remaining 85% segment packages to be submitted by Fall 2025
- Potholing work ongoing
- Final Draft of Cooperative Agreement with Glendale pending approval from City
- Early Works Package for Pasadena construction scope under development

## Equity

60% of the project is within or adjacent to Equity Focus Communities.



Project Map





Potholing in Glendale




October 2025 Construction Committee

Los Angeles County Metropolitan Transportation Authority

# G Line BRT Improvements

BUDGET				
	FFGA	Approved LOP	Previous Period	Current Forecast
	N/A	\$668.45M	\$668.45M	\$668.45M
	Variance from Approved LOP:		\$0M (0%)	\$0M (0%) 
	Variance from Revised Budget:		N/A	\$0M (0%) 

SCHEDULE			Revenue Operation	
	Original	Approved Rebaseline	Previous Period	Current Forecast
	December 2027	N/A	Fall 2027	Fall 2027
	Variance from Original:		+0d (0%)	+0d (0%) 
	Variance from Revised Schedule:		N/A	N/A





# G Line BRT Improvements

## Safety

Project Construction Hours: 176,609;

Recordable Injury Rate: 0 vs. National Average: 2.3.

## Updates

**Overall Project Progress is 24% complete.**

**Construction Contract Progress is 4% complete.**

## Design

- The design for Van Nuys grade separation and station, Sepulveda grade separation, and the civil design package for Bike Path improvements are Approved for Construction (AFC).
- 100% lighting design package for Bike Path improvements is underway.
- 60% design for Gated Intersections is under development.

## Construction

- Van Nuys bridge CIDH foundation installation completed in August 2025. Installation of abutments and bent columns are ongoing. Superstructure falsework installation anticipated for September 2025.
- Construction is ongoing for fiber ductbank, conduit installation and storm drain installation
- Pilot Gate technology construction completed in August 2025, field testing to start in September 2025 at Hayvenhurst Ave pedestrian crossing

## Utility Owner-Performed Advanced Utility Relocation (AURs)

- Sepulveda LADWP 34.5kv overhead lines were relocated in June 2025

## Property Acquisitions

- Metro has obtained possession of all required properties

## Equity

15 of 17 stations (88%) are within or adjacent to Equity Focus Communities.



Setting Column Cage at  
Van Nuys Bent 25



Setting Reinforcing  
Steel at Van Nuys  
Abutment 5





Stripping Forms Van Nuys  
Abutment 5






# I-105 Express Lanes

BUDGET				
		Approved Budget To Date	Previous Period	Current Forecast*
	Pre-Construction	\$119.39M	\$119.39M	\$119.39M
	Project	\$757.54M	\$1,400M - \$1,500M	\$1,400M - \$1,500M*
	Variance from Approved Pre-Construction Budget:		\$0M (0%)	\$0M (0%) 
	Variance from Approved LOP:		N/A	N/A
	Variance from Revised Budget:		N/A	\$0M (0%) 

\*Current Forecast is derived from the ongoing Project estimate, which is in progress following the recent construction contract mod award for Seg 1 and a more precise estimate for Seg 2 & 3 by CMGC.

SCHEDULE			Revenue Operation	
	Original	Approved Rebaseline	Previous Period*	Current Forecast*
	June 2029	N/A	Spring 2029	Spring 2029
	Variance from Original:		+0d (0%)	+0d (0%) 
	Variance from Revised Schedule:		N/A	N/A

\*Note: Above table shows Segment 2 & 3 forecasted completion date. Segment 1 is forecasted to complete by Winter 2028.



# I-105 Express Lanes

## Safety

Project Construction Hours: 86,469;

Recordable Injury Rate: 4.62 vs. National Average: 2.3.

This project is still in its early stages, and as monthly work hours continue to increase, the TRIR is expected to decrease significantly. Based on current projections, we anticipate reaching a TRIR of 2.3 or lower by the end of October 2025, aligning with national safety standards.

## Updates

**Design Progress is 91% complete.**

### Segment 1

- Construction is 29% complete.
- Construction is on-going for new sound walls, new retaining walls, bridges widening work (6 of 7) and electrical work.
- Civil and System contractors has developed a final draft median work turnover schedule to be adopted in August 2025 targeting substantial completion in December 2027.
- Cost true-up modification is in process to be completed by September 2025.
- Roadside Toll Collection System (RTCS) Design has been submitted to Caltrans for Review
- Project team continues working with Rail Operations and Maintenance for the work schedule in the freeway median adjacent to the C Line.

### Segments 2 and 3

- Roadway 95% submittal submitted in July.
- Final pricing under negotiation. It will go to the Board in October or December.
- Project is working with Metro's financial advisors to secure toll backed debt financing.
- ROW acquisition and appraisal process initiated.
- Seg 3 design is coordinating with the Southeast Gateway Line project.

## Equity

92% of the project is within or adjacent to Equity Focus Communities.

Segment 2/3 Regular Roundtable meetings will end in September, and the Equity Assessment draft report is scheduled to be released in September 2025



Project Map



105WB-Yukon - Contractor preparing conduit to be installed on bridge





105WB-RW270 - Installing weepholes with geo-composite drain strips with meshing on row 4



105WB-Dominguez Channel - Setting falsework beams



# East San Fernando Valley Transit Corridor

BUDGET				
		Approved Budget To Date*, **	Previous Period**	Current Forecast**
	Pre-Construction	\$1,488M	\$1,488M	\$1,488M
	Project	N/A	\$3,513M	\$3,513M
	Variance from Approved Pre-Construction Budget:		\$0M (0%)	\$0M (0%) 
	Variance from Approved LOP:		N/A	N/A
	Variance from Revised Budget:		N/A	\$0M (0%) 

\*The Board approved an increase to the Pre-Construction Budget in February 2025.

\*\*Excludes finance costs.

SCHEDULE			Revenue Operation	
	Original	Approved Rebaseline	Previous Period	Current Forecast*
	N/A	N/A	Summer 2031	Fall 2031
	Variance from Original:		N/A	N/A
	Variance from Revised Schedule:		N/A	N/A

\*The schedule will be negotiated with Progressive Design Build contractor as part of the Phase 2.





# East San Fernando Valley Transit Corridor

## Safety

Project Construction Hours: 180,830;

Recordable Injury Rate: 2.21 vs. National Average: 2.3.

## Updates

**Overall Project Progress is 15% complete.**

**Construction Contract Progress is 5% complete.**

## Real Estate

- Acquisitions - 23 offers issued, 14 offers accepted
- Relocations underway - 32 businesses relocated

## Design

- Final Design activities underway.
- Utility Adjustment designs are between 85% and 100% complete.
- Roadway and Station design packages are between 60% and 85% complete.
- Maintenance & Storage Facility design packages are 60% complete.

## Construction

- Installed CIDH foundation piles for the future G-Line station.
- Commenced demolition of structures at the site of the future Maintenance & Storage Facility.
- Water, power, and sewer utility relocations continue along Van Nuys Blvd.
- LADWP and SoCal Gas completing electrical intercept work and gas utility relocations, respectively.

## Light Rail Vehicle (LRV) Procurement

- LRV Manufacturing Contract RFPs were received at the end of August.

## Equity

100% of the project is within or adjacent to Equity Focus Communities.





ESFV Project Map





# Southeast Gateway Line

BUDGET				
		Approved Budget To Date	Previous Period	Current Forecast
	Pre-Construction*	\$997.75M	\$997.75M	\$997.75M
	Project**	N/A	\$8,200M - \$9,500M	\$8,200M - \$9,500M***
	Variance from Approved Pre-Construction Budget:		\$0M (0%)	\$0M (0%) 
	Variance from Approved LOP:		N/A	N/A
	Variance from Revised Budget:		N/A	\$0M (0%) 

\*The Board approved Pre-Construction Budget on 2/27/2025.

\*\*The Board has not established LOP budget for the project.

\*\*\*The Current Forecast is based on the latest FTA Risk Assessment.

SCHEDULE			Revenue Operation	
	Original	Approved Rebaseline	Previous Period	Current Forecast*
	N/A	N/A	Fall 2035	Fall 2035
	Variance from Original:		N/A	N/A
	Variance from Revised Schedule:		N/A	N/A

\*Current schedule forecast reflects Metro's Internal Schedule.



# Southeast Gateway Line

## Safety

Project Construction Hours: 0;

Recordable Injury Rate: 0 vs. National Average: 2.3.

## Updates

### Entry to Engineering

- Metro submitted the revised Entry to Engineering rating package on May 21, 2025; awaiting approval from FTA

### Advanced Engineering

- **Advancing design for critical elements:** utilities, freight, and grade crossings for the Advanced Works (AW). AW design is progressing to 60% and AUR design progressing to 90%
- Progressing with virtual and field diagnostics in coordination with CPUC, cities, and UPRR
- Refining the 30% design for LRT elements
- Continuing coordination with key external stakeholders
- Completed the 1st draft term sheets for the Agreements with UPRR, Ports, and Caltrans

### Advanced Works Construction Contract (CM/GC)

- Incorporating CMGCs constructability review comments on the 60% AUR design packages
- Integrating CMGCs CPM Schedule for Phase 2 works with SGLs program schedule
- Completed the 30% OPC estimate review meetings

### Other work

- Additional potholing has begun on La Habra and San Pedro
- Self-Performing Utilities relocations in progress

## Equity

65% of the project is within or adjacent to Equity Focus Communities.



SGL Map



October 2025 Construction Committee