



Board Report

File #: 2026-0116, File Type: Appointment

Agenda Number: 33.

OPERATIONS, SAFETY, AND CUSTOMER EXPERIENCE COMMITTEE MAY 21, 2026

SUBJECT: ANNUAL APPOINTMENTS TO METRO'S SERVICE COUNCILS

ACTION: APPROVE RECOMMENDATION

RECOMMENDATION

APPROVE nominees for membership on Metro's Gateway Cities, San Fernando Valley, San Gabriel Valley, South Bay Cities, and Westside Central Service Councils (Attachment A).

ISSUE

Each Metro Service Council (MSC) is comprised of nine Representatives who serve 3-year terms. The terms of three of the five Council's nine seats expire annually on June 30; incumbent Representatives can serve additional terms if re-nominated by the nominating authority, or new nominees may be forwarded. All nominations are confirmed by the Metro Board.

BACKGROUND

MSCs were created in 2002 as community-based bodies that improve bus service and promote service coordination with municipal and local transit providers. The MSC bylaws specify that representatives who live, work, or represent the region should have a basic working knowledge of public transit service within their area and understand passenger transit needs. To do so, each Representative is expected to ride at least one transit service per month.

The MSCs are responsible for convening public hearings to receive community input on proposed service modifications, rendering decisions for proposed bus route changes, and considering staff recommendations/public comments. All route and major service changes approved by the MSCs will be brought to the Metro Board of Directors as an information item. If the Metro Board moves an MSC-approved service change to an action item, the MSCs will be notified of this change before the next Service Council monthly meeting.

DISCUSSION

The individuals listed below have been nominated by each of the Councils' nominating authorities. If approved by the Board, they will serve for the three-year terms specified below. A brief listing of qualifications for new nominees and the nomination letters are provided in Attachments A and B.

Membership of the Councils with these appointees compared to the regions' demographics and ridership are provided in Attachment C. Lastly, the original date of appointment and attendance record over the previous July 1, 2023-June 30, 2026 term is provided for all incumbent candidates; the May and June 2026 Service Council meetings had not yet been held at the time this report was prepared.

Gateway Cities Service Council

- A. Frank Garcia, New Appointment
Nominated by: Gateway Cities Council of Governments
Term: July 1, 2026 - June 30, 2029

- B. Samuel Peña, Reappointment
Nominated by: Gateway Cities Council of Governments
Term: July 1, 2026 - June 30, 2029
Attendance: Councilmember Peña has served on this Service Council since March 2016. Of the 28 meetings held during his most recent term, he attended 28 (100%).

San Fernando Valley Service Council

- C. Myung-Soo Seok, New Appointment
Nominated by: City of Los Angeles Mayor Karen Bass
Term: July 1, 2026 - June 30, 2029

- D. Victoria Dochoghlian, New Appointment
Nominated by: City of Los Angeles Mayor Karen Bass
Term: July 1, 2026 - June 30, 2029

- E. Michael Menjivar, Reappointment
Nominated by: Cities of Burbank, Glendale, and San Fernando
Term: July 1, 2026 - June 30, 2029
Attendance: Councilmember Menjivar has served on this Service Council since September 2025. Of the 6 meetings held during his most recent term, he attended 2 (33%).

Note: A member of the San Fernando Valley Service Council resigned in January 2026, creating an additional vacancy. City of Los Angeles Mayor Karen Bass has nominated the current appointee of a seat nominated by the Cities of Burbank, Glendale, and San Fernando to fill that vacancy, thus creating an additional vacancy for the Cities of Burbank, Glendale, and San Fernando. Nominations from the Cities of Burbank, Glendale, and San Fernando for their two seats on this Council are pending.

San Gabriel Valley Service Council

- F. Gary Floyd, Reappointment
Nominated by: Cities of La Cañada-Flintridge, Pasadena, and Sierra Madre
Term: July 1, 2026 - June 30, 2029

Attendance: Councilmember Floyd has served on this Service Council since July 2020. Of the 28 meetings held during his tenure, he attended 18 (64%).

G. John Wu, Reappointment

Nominated by: Cities of Alhambra, San Gabriel, San Marino, and South Pasadena

Term: July 1, 2026 - June 30, 2029

Attendance: Councilmember Wu has served on this Service Council since June 2025. Of the 9 meetings held during his tenure, he attended 9 (100%).

Note: The San Gabriel Valley Council of Governments has a nomination pending for one of its three seats.

South Bay Cities Service Council

H. David Mach, Reappointment

Nominated by: South Bay Cities Council of Governments

Term: July 1, 2026 - June 30, 2029

Attendance record: Councilmember Mach has served on the Council since July 2020. Of the 28 meetings held during his current term, he attended 26 (90%).

I. Melissa Molina, Reappointment

Nominated by: South Bay Cities Council of Governments

Term: July 1, 2026 - June 30, 2029

Attendance record: Councilmember Molina has served on the Council since July 2023. Of the 28 meetings held during her current term, she has attended 22 (79%).

J. Bob Wolfe, Reappointment

Nominated by: South Bay Cities Council of Governments

Term: July 1, 2026 - June 30, 2029

Attendance record: Councilmember Wolfe has served on the Council since October 2021. Of the 28 meetings held during his current term, he has attended 28 (100%).

Westside Central Service Council

K. Jennifer Nazario, Reappointment

Nominated by: City of Los Angeles Mayor Karen Bass

Term: July 1, 2026 - June 30, 2029

Attendance: Councilmember Nazario has served on this Service Council since November 2024. Of the 15 meetings held during her tenure, she attended 12 (80%).

L. David Feinberg, Reappointment

Nominated by: Westside Cities Council of Governments

Term: July 1, 2026 - June 30, 2029

Attendance record: Councilmember Feinberg has served on the Council since April 2014. Of the 28 meetings held during his current term, he attended 22 (79%).

M. Dan Wentzel, Reappointment

Nominated by: Third District Supervisor Lindsey P. Horvath

Term: July 1, 2026 - June 30, 2029

Councilmember Wentzel has served on the Council since July 2023. Of the 28 meetings held since Councilmember Wentzel was appointed, he attended 27 (96%).

EQUITY PLATFORM

Staff recommends appointing Service Council members who represent the diverse needs and priorities of the respective region's demographics. To further encourage nominating authorities to nominate individuals who closely reflect the region and its ridership, Metro staff shares the Service Council membership race/ethnicity and gender demographic makeup compared to that of the residents with each nomination request. Membership of the Councils with these appointees, compared to the regions' demographics and ridership, is provided in Attachment C. This practice has resulted in greater diversity of race/ethnicity and gender of the Service Councils over the last several years. However, approximately half of LA County residents and Metro riders are women, and work is still required to achieve gender equity on some of the Service Councils. Staff will continue to share race/ethnicity and gender demographic information and encourage nominating authorities to consider these factors when selecting individuals for nomination.

VEHICLE MILES TRAVELED OUTCOME

VMT and VMT per capita in Los Angeles County are lower than national averages, the lowest in the SCAG region, and on the lower end of VMT per capita statewide, with these declining VMT trends due in part to Metro's significant investment in rail and bus transit.* Metro's Board-adopted VMT reduction targets align with California's statewide climate goals, including achieving carbon neutrality by 2045. To ensure continued progress, all Board items are assessed for their potential impact on VMT.

This item supports Metro's systemwide strategy to reduce VMT through operational activities that will improve and further encourage transit ridership, ridesharing, and active transportation. Metro's Board-adopted VMT reduction targets were designed to build on the success of existing investments, and this item aligns with those objectives.

*Based on population estimates from the United States Census and VMT estimates from Caltrans' Highway Performance Monitoring System (HPMS) data between 2001-2019.

IMPLEMENTATION OF STRATEGIC PLAN GOALS

Approval of this recommendation supports the following Metro Strategic Plan Goal: 30 Enhance communities and lives through mobility and access to opportunity.

ALTERNATIVES CONSIDERED

The alternative to the recommendation would be for the nominees not to be approved for appointment. This would reduce the effectiveness of the Service Councils, as it would increase the

challenge of obtaining a necessary quorum for the Service Councils to formulate and submit recommendations to the Board. It would also result in the Service Councils having a less diverse representation of its service areas.

NEXT STEPS

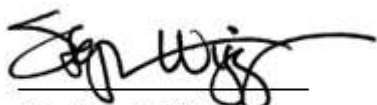
Staff will continue to monitor the major contributors to the quality of bus service from the customer's perspective and share that information with the Service Councils for use in their work to plan, implement, and improve bus service as well as the customer experience in their areas. Staff will also continue to work with the nominating authorities to obtain nominations for the remaining vacant seats.

ATTACHMENTS

Attachment A - New Appointee Nomination Letters
Attachment B - New Appointee Biography and Qualifications
Attachment C - Service Councils Demographic Information

Prepared by: Dolores Ramos, Senior Manager, Regional Service Councils, (213) 922-1210

Reviewed by: Conan Cheung, Chief Operations Officer, (213) 418-3034



Stephanie Wiggins
Chief Executive Officer

Metro Service Council Nomination Letters

Gateway Cities Service Council



April 2, 2026

Ms. Stephanie Wiggins, CEO
Los Angeles County Metropolitan Transportation Authority
One Gateway Plaza
Los Angeles, CA 90012

Dear Ms. Wiggins:

Nominees for the Metro Gateway Cities Service Council

Acting in its capacity as the convening coalition of the Metro Gateway Cities Service Council, the Board of Directors of the Gateway Cities Council of Governments has nominated one elected official to fill one seat expiring on June 30, 2026. In addition, one community member was selected for the second seat expiring June 30, 2026.

At its meeting of April 1, 2026, Gateway Cities Council of Governments Board of Directors nominated Council Member Frank Garcia, City of Maywood. A copy of the nominee's application is enclosed. The nominee will serve the term beginning July 1, 2026, through June 30, 2029.

In addition, Sam Pena is the community member nominated for the second seat. Sam's application is also attached for your information. As you are aware Sam is a current member of the Board.

We would appreciate your assistance in agendizing the nominations for confirmation by the MTA Board of Directors at the next regularly scheduled meeting.

Sincerely,

A handwritten signature in blue ink that reads 'Hector De La Torre'.

Hector De La Torre
Executive Director

Enclosure

Cc: Ms. Dolores Ramos, Senior Manager, Transportation Planning Regional
Service Councils

San Fernando Valley Service Council



KAREN BASS
MAYOR

April 15, 2026

Ms. Dolores Ramos
Manager
Metro Regional Service Councils
One Gateway Plaza MS 99-7-1
Los Angeles, CA 90012

Dear Ms. Ramos:

I hereby appoint Mr. Myung-Soo Seok to serve as a representative on the San Fernando Valley Council, for the term ending June 30, 2027. He will be replacing David Ramirez, who has resigned. His resume is attached.

I certify that in my opinion Mr. Seok is especially qualified by reason of training and experience for the work which shall devolve upon him, and that I make this appointment solely in the interest of the City.

Please let me know if you need any additional information.

Sincerely,

A handwritten signature in cursive script that reads 'Karen Bass'.

KAREN BASS
Mayor

KB:lap

Attachment



200 N. SPRING STREET, ROOM 303 LOS ANGELES, CA 90012 (213) 978-0600
MAYOR.LACITY.ORG





KAREN BASS
MAYOR

April 15, 2026

Ms. Dolores Ramos
Manager
Metro Regional Service Councils
One Gateway Plaza MS 99-7-1
Los Angeles, CA 90012

Dear Ms. Ramos:

I hereby appoint Ms. Victoria Dochoghlian to serve as a representative on the San Fernando Valley Council, for the term ending June 30, 2029. She will be replacing Perri Sloan Goodman, who has resigned. Her resume is attached

I certify that in my opinion Ms. Dochoghlian is especially qualified by reason of training and experience for the work which shall devolve upon her, and that I make this appointment solely in the interest of the City.

Please let me know if you need any additional information.

Sincerely,

KAREN BASS
Mayor

KB:lap

Attachment





KAREN BASS
MAYOR

April 15, 2026

Ms. Dolores Ramos
Manager
Metro Regional Service Councils
One Gateway Plaza MS 99-7-1
Los Angeles, CA 90012

Dear Ms. Ramos:

I hereby reappoint Mr. Michael Menjivar to serve as a representative on the San Fernando Valley Council, for a three year term ending on June 30, 2029. Mr. Menjivar's current term will expire on June 30, 2026. His resume is attached.

I certify that in my opinion Mr. Menjivar is especially qualified by reason of training and experience for the work which shall devolve upon him, and that I make this appointment solely in the interest of the City.

Please let me know if you need any additional information.

Sincerely,

KAREN BASS
Mayor

KB:lap

Attachment



San Gabriel Valley Service Council



OFFICE OF THE CITY MANAGER

April 21, 2026

Ms. Dolores Ramos
Senior Manager, Transportation Services
Metro Regional Service Councils
One Gateway Plaza
Los Angeles, CA 90012

RE: Renomination of Gary Floyd


Dear Ms. Ramos,

This letter serves as the nomination to reappoint Gary Floyd to serve as the representative for the Cities of La Canada-Flintridge, Pasadena, and Sierra Madre (the Cities) on the San Gabriel Valley Service Council for another term. The Cities have collectively voiced their support for Mr. Floyd's renomination.

Sincerely,

A handwritten signature in black ink, appearing to read "M Bruckner".

Michael Bruckner
City Manager



Phone: 626.308.2800
Fax: 626.458.2830
City Hall: 425 South Mission Drive, San Gabriel, California
Mail: 425 South Mission Drive, San Gabriel, California 91776
Web: SanGabrielCity.com

April 7, 2026

Dolores Ramos
Senior Manager
Metro Services Council
One Gateway Plaza
Los Angeles, CA 90012-2952

Sent via email: ramosd@metro.net

RE: Appointment to San Gabriel Valley Service Council

Dear Ms. Ramos,


In response to your email dated April 2, 2026, this letter serves to confirm the nomination of Councilmember John Wu for the unexpired term ending June 30, 2029, on Metro's Service Council. The cities of Alhambra, San Gabriel, San Marino, and South Pasadena have reached a consensus on this nomination.

We greatly appreciate it and look forward to Metro's Board of Directors' approval at a future meeting.

If you have any questions or need any additional information, please feel free to contact me at (626) 308-2805.

Respectfully,

Mark Lazzaretto
City Manager



South Bay Service Council



SOUTH BAY CITIES
COUNCIL OF GOVERNMENTS

357 Van Ness Way, Suite 110
Torrance, CA 90501
(310) 371-7222
sbccog@southbaycities.org
www.southbaycities.org

April 24, 2026

Ms. Dolores Ramos
Chief Administrative Analyst
Metro Regional Service Councils
One Gateway Plaza MS 99-7-1
Los Angeles, CA 90012

Dear Ms. Ramos:

This letter serves as the South Bay Cities Council of Governments (SBCCOG) recommendation to nominate representatives to serve on the South Bay Metro Service Council.

At their April 23 Board of Directors meeting, the SBCCOG Board approved the re-appointments of:

- Melissa Molina
- Bob Wolfe
- David Mach

We respectfully request that the Metro Board re-appoint these nominees for another 3 year term starting July 2026.

Thank you for your attention to this matter.

Sincerely,

Bernadette Suarez, SBCCOG Chair
Councilmember, City of Lawndale

LOCAL GOVERNMENTS IN ACTION

Carson El Segundo Gardena Hawthorne Hermosa Beach Inglewood Lawndale Lomita
Manhattan Beach Palos Verdes Estates Rancho Palos Verdes Redondo Beach Rolling Hills
Rolling Hills Estates Torrance Los Angeles District #15 Los Angeles County

Westside Central Service Council



KAREN BASS
MAYOR

April 15, 2026

Ms. Dolores Ramos
Senior Manager, Transportation Planning
Metro Regional Service Councils
One Gateway Plaza MS 99-7-1
Los Angeles, CA 90012

Dear Ms. Ramos:

I hereby reappoint Ms. Jennifer Nazario to serve as a representative on the Westside/Central Service Council, for the term ending on June 30, 2029. Ms. Nazario current term will expire on June 30, 2026. Her resume is attached.

I certify that in my opinion Ms. Nazario is especially qualified by reason of training and experience for the work which shall devolve upon her, and that I make this appointment solely in the interest of the City.

Please let me know if you need any additional information.

Sincerely,

A handwritten signature in black ink that reads 'Karen Bass'.

KAREN BASS
Mayor

KB:lap

Attachment



200 N. SPRING STREET, ROOM 303 LOS ANGELES, CA 90012 (213) 978-0600
MAYOR.LACITY.ORG





Date: April 17, 2026

To: Dolores Ramos, Senior Manager, Metro Service Councils

From: Cecilia Estolano, WSCCOG Executive Director
Riley O'Brien, WSCCOG Project Director

CC: David Feinberg, Transit Government Relations Officer, Santa Monica Big Blue Bus

Subject: **Westside Cities COG Nomination to the Metro Westside/Central Service Council (April 2026)**

On April 16, 2026, the Westside Cities Council of Governments (WSCCOG) Board voted unanimously to appoint David Feinberg, Transit Government Relations Officer (Santa Monica Big Blue Bus), to continue serving as the WSCCOG representative to the Metro Westside/Central Service Council for a three-year term beginning July 1, 2026, through June 30, 2029. Attached is his letter of interest.

Please accept the WSCCOG's nomination on behalf of the WSCCOG Board. Should you have any questions regarding this matter, please contact the WSCCOG Project Director Riley O'Brien at riley@estolanoadvisors.com or at (213) 612-4545.



BOARD OF SUPERVISORS COUNTY OF LOS ANGELES

821 Kenneth Hahn Hall of Administration, Los Angeles CA 90012
PHONE: 213-974-3333 | FAX: 213-625-7360

LINDSEY P. HORVATH
BOARD OF SUPERVISORS
THIRD DISTRICT

April 8, 2026

Collette Langston, Board Secretary
Los Angeles Metropolitan Transportation Authority
One Gateway Plaza
Los Angeles, CA 90012

Re: Reappointment of Mr. Dan Wentzel to Westside Central Service Council

Dear Ms. Langston:

As a member of the Metro Board of Directors, I would like to reappoint Mr. Dan Wentzel as my representative on the Westside Central Service Council for the term July 1, 2026 – June 30, 2029. Mr. Wentzel currently serves as a member of the City of West Hollywood's Transportation Commission, is an active user of Metro bus and rail services and is highly knowledgeable on a wide range of transportation issues.

Mr. Wentzel may be contacted at danwentzeljr@yahoo.com or (310) 413-8653. Should you need any additional information or assistance with this matter, please do not hesitate to contact my Transportation Deputy, Justin Orenstein. He can be reached at (213) 974-3333.

Sincerely,

Lindsey P. Horvath
Supervisor, Third District
Los Angeles County Board of Supervisors

**EAST SAN FERNANDO VALLEY
DISTRICT OFFICE**
7555 Van Nuys Boulevard, Suite 1
Van Nuys, CA 91405

**WEST VALLEY/MOUNTAIN COMMUNITIES
DISTRICT OFFICE**
26600 Agoura Road, Suite 100
Calabasas, CA 91302

**METRO/WEST HOLLYWOOD
DISTRICT OFFICE**
6464 Sunset Boulevard, Suite 710
Los Angeles, CA 90025

Service Council New Nominee Qualifications

Frank Garcia, Nominee to Gateway Cities Service Council



On November 3, 2020, Frank Garcia was elected to serve a four-year term in the Maywood City Council. Council Member Garcia has been living in Maywood for 20 years along with his wife Lili and his son Giovanni. Council Member Garcia has been a union carpenter for over 20 years and has experience in budget management, leading crews of skilled carpenters to efficiently execute and complete projects ahead of schedule and under budget quotas, and a collaborative approach in driving innovation. Council Member Garcia currently serves as the second Vice President of the Gateway Cities Council of Governments, Delegate of Southern California Association of

Governments, and as a Board of Director for the Los Angeles County Sanitation District.

Victoria Dochoghlian, Nominee to San Fernando Valley Service Council



Victoria Dochoghlian is a Senior Manager of Policy and Government Relations at Children's Hospital Los Angeles (CHLA) Los Angeles. Before joining CHLA, Ms. Dochoghlian worked for Elevate Public Affairs, first as an Account Supervisor, then later as Vice President. Ms. Dochoghlian has also worked as an assistant director of government and community relations at California State University, Northridge and as a Field Representative in the office of former California State Assemblymember Laura Friedman. Ms. Dochoghlian has also served on the boards of several health and professional development nonprofit advocacy organizations and is currently an active member with the Valley Industry & Commerce

Association (VICA), Women's Civic League of Glendale, and Southern California Armenian Democrats.

Victoria is an immigrant from Beirut, Lebanon, with a proud Armenian heritage. She speaks Armenian, Arabic, and French. She earned a Bachelor of Arts in Political Science with a concentration in Constitutional Law and Middle Eastern Studies from UC Irvine. She is also a graduate of the Coro Women in Leadership program. Victoria lives in Los Angeles, where she spends her free time making delicious meals for her loved ones or going to concerts, live performances, and stand-up comedy shows.

Service Council Demographic Information

Council Region demographics in the following tables are taken from the 2023 American Community Survey; regional ridership is taken from the 2023 Metro Ridership Survey.

Service Council membership as of July 1, 2026 with the appointment of the nominees is compared to each region’s demographics and ridership below; the sex/gender composition for Los Angeles County is taken from 2022 Census Quick Facts. Census data includes a question intended to capture current sex; there are no questions about gender, sexual orientation, or sex at birth. This is denoted by an asterisk in the “non-binary/non-conforming” and “prefer to self-describe/decline to state” fields.

Gateway Cities

Table 1: Gateway Cities/GWC Service Council membership race/ethnicity demographics compared to the region and the region’s ridership

GWC Race/Ethnicity	Hispanic or Latino	White	Asian	Pac Isl	Black	Native Amer	Other
GWC Council Region	65.8%	14.0%	9.3%	0.3%	7.8%	0.2%	2.2%
GWC Region Ridership	51%	16%	9%%	1%	18%	1%	4%
GWC Membership/No.*	80%/8	10%/1	0%/0	10%/1	0%/0	0%/0	0%/0

**Note: Table/percentages does not add to the exact number of Council seats as it incorporates each race Councilmembers self-identified with; some current Councilmembers identify as multi-racial.*

Table 2: GWC Service Council membership compared to the region’s gender demographics

GWC Sex/Gender	Male/ Man	Female/ Woman	Non-binary/ Non-conforming	Prefer to self-describe/ Decline to respond
Los Angeles County	49.6%	50.4%	*	*
GWC Region Ridership	51%	46%	2%	1%
GWC Membership/No.	88%/8	11%/1	0%/0	0%/0

San Fernando Valley

Note: The nominating authorities/Cities of Burbank, Glendale, and San Fernando for two of the seats on this Council have not yet confirmed their nominees for the July 1-2026-June 30, 2029 term. The tables below do not include the incumbent members currently serving in those seats; the percentages are calculated using the nine seats of a fully-appointed Council.

Table 3: San Fernando Valley/SFV Service Council membership race/ethnicity demographics compared to the region and the region’s ridership

SFV Race/Ethnicity	Hispanic or Latino	White	Asian	Pac Isl	Black	Native Amer	Other
SFV Council Region	41.3%	39.6%	11.2%	0.2%	3.7%	0.2%	2.2%
SFV Region Ridership	73%	9%	8%	1%	8%	1%	1%
SFV Membership/No.	22%/2	33%/3	11%/1	0%/0	11%/1	0%/0	0%/0

Table 4: SFV Service Council membership compared to the region’s gender demographics

SFV Sex/Gender	Male/Man	Female/Woman	Non-binary/ Non-conforming	Prefer to self-describe/ Decline to respond
Los Angeles County	49.6%	50.4%	*	*
SFV Region Ridership	49%	48%%	2%	1%
SFV Membership/No.	44%/4	22%/2	11%/1	0%/0

San Gabriel Valley

Note: The nominating authority/San Gabriel Valley Council of Governments for one of the seats that will be vacant as of July 1, 2026 has not yet confirmed their nominee for the July 1-2026-June 30, 2029 term. The tables below does not include the incumbent members currently serving in that seat; the percentages are calculated using the nine seats of a fully-appointed Council.

Table 5: San Gabriel Valley/SGV Service Council membership race/ethnicity demographics compared to the region and the region’s ridership

SGV Race/Ethnicity	Hispanic or Latino	White	Asian	Pac Isl	Black	Native Amer	Other
SGV Council Region	49.4%	15.9%	28.5%	0.2%	2.9%	0.2%	2.9%
SGV Region Ridership	78%	5%	9%	1%	6%	1%	0%
SGV Membership/No.	33%/3	22%/2	33%/3	0%/0	0%/0	0%/0	0%/0

Table 6: SGV Service Council membership compared to the region’s gender demographics

SGV Sex/Gender	Male/Man	Female/Woman	Non-binary/ Non-conforming	Prefer to self-describe/ Decline to respond
Los Angeles County	49.6%	50.4%	*	*
SGV Region Ridership	50%	47%	2%	1%
SGV Membership/No.	66%/6	22%/2	0%/0	0%/0

South Bay Cities

Table 7: South Bay Cities/SBC Service Council membership race/ethnicity demographics compared to the region and the region’s ridership

SBC Race/Ethnicity	Hispanic or Latino	White	Asian	Pac Isl	Black	Native Amer	Other
SBC Council Region	45.2%	20.8%	13.7%	0.3%	15.3%	0.2%	4.6%
SBC Region Ridership	66%	6%	7%	1%	18%	1%	0%
SBC Membership/No.	11%/1	33%/3	11%/1	11%/1	33%/3	0%/0	0%/0

Table 8: SBC Service Council membership compared to the region’s gender demographics

SBC Sex/Gender	Male/Man	Female/Woman	Non-binary/Non-conforming	Prefer to self-describe/Decline to respond
Los Angeles County	49.6%	50.4%	*	*
SBC Region Ridership	51%	47%	2%	1%
SBC Membership/No.	55%/5	44%/4	0%/0	0%/0

Westside Central

Table 9: Westside Central/WSC Service Council membership race/ethnicity demographics compared to the region and the region’s ridership

WSC Race/Ethnicity	Hispanic or Latino	White	Asian	Pac Isl	Black	Native Amer	Other
WSC Council Region	41.0%	31.1%	13.8%	0.1%	9.0%	0.1%	4.8%
WSC Region Ridership	67%	8%	6%	1%	17%	1%	1%
WSC Membership/No.*	27%/3	45%/5	0%/0	0%/0	18%/2	9%/1	0%/0

**Note: Table/percentages does not add to the exact number of Council seats as it incorporates each race Councilmembers self-identified with; some current Councilmembers identify as multi-racial*

Table 10: WSC Service Council membership compared to the region’s gender demographics

WSC Sex/Gender	Male/Man	Female/Woman	Non-binary/Non-conforming	Prefer to self-describe/Decline to respond
Los Angeles County	49.6%	50.4%	**	**
WSC Region Ridership	48%	49%	2%	1%
WSC Membership/No.	44%/4	33%/3	11%/1	11%/1


Sex/Gender Representation on Service Councils

Table 11: Gender representation on all Service Councils as of July 1, 2026;

Sex/Gender	Male/Man	Female/Woman	Non-binary/Non-conforming	Prefer to self-describe/Decline to respond	Nominations Pending to Council
Los Angeles County	49.6%	50.4%	*	*	N/A
SBC Membership/No.	55%/5	44%/4	0%/0	0%/0	0%/0
SFV Membership/No.	44%/4	22%/2	11%/1	0%/0	2/22%
SGV Membership/No.	66%/6	22%/2	0%/0	0%/0	1/11%
GWC Membership/No.	88%/8	11%/1	0%/0	0%/0	0%/0
WSC Membership/No.	44%/4	33%/3	11%/1	11%/1	0%/0


REGIONAL SERVICE COUNCILS

APPOINTMENTS TO METRO SERVICE COUNCILS




Operations, Safety, & Customer Experience Committee Meeting
May 21, 2026

RECOMMENDATION



APPROVE nominees for membership on Metro's Gateway Cities, San Fernando Valley, San Gabriel Valley, South Bay Cities, and Westside Central Service Councils

ISSUE & DISCUSSION




ISSUE

Each Metro Service Council (MSC) is comprised of nine Representatives who serve terms of three years; terms are staggered so that the terms of three of each Council's nine members expire annually on June 30. Incumbent Representatives can serve additional terms if re-nominated by the nominating authority and confirmed by the Metro Board.

DISCUSSION

If approved by the Board, the nominees will each serve a three-year term (July 1, 2026 – June 30, 2029) on the Council they have been nominated to.

Nominating Authority



The nominating authorities for each of the seats that have terms set to expire on June 30, 2026 highlighted below.


Region	Nominating Authorities
Gateway Cities	<i>Gateway Cities Council of Governments (9)</i>
San Fernando Valley	<i>Cities of Burbank, Glendale, San Fernando (2)*</i> <i>City of Los Angeles Mayor (4)</i> LA County 3 rd District Supervisor (1) LA County 5 th District Supervisor (1) Las Virgenes-Malibu Council of Governments (1)
San Gabriel Valley	LA County 1 st District Supervisor (1) LA County 5 th District Supervisor (1) <i>Cities of Alhambra, South Pasadena, San Gabriel, San Marino (1)</i> Cities of Arcadia, El Monte, Temple City (1) Cities of Montebello, Monterey Park, Rosemead (1) <i>Cities of Pasadena, Sierra Madre, La Canada Flintridge (1)</i> <i>San Gabriel Valley Council of Governments (3)*</i>
South Bay Cities	<i>South Bay Cities Council of Governments (9)</i>
Westside Central	<i>City of Los Angeles Mayor (4)</i> LA County 2 nd District Supervisor (1) <i>LA County 3rd District Supervisor (1)</i> <i>Westside Cities Council of Governments (3)</i>

*Nominations from these nominating authorities pending.



Metro

Sex/Gender Demographics




With these nominees, the Service Council composition and representation will be:

Sex/Gender	Male/ Man	Female/ Woman	Non-binary/ Non-conforming	Prefer to self-describe/ Decline to respond	Nominations Pending to Council
Los Angeles County	49.6%	50.4%	*	*	N/A
SBC Membership/No.	55%/5	44%/4	0%/0	0%/0	0%/0
SFV Membership/No.	44%/4	22%/2	11%/1	0%/0	22%/2
SGV Membership/No.	66%/6	22%/2	0%/0	0%/0	11%/1
GWC Membership/No.	88%/8	11%/1	0%/0	0%/0	0%/0
WSC Membership/No.	44%/4	33%/3	11%/1	11%/1	0%/0

**Sex/gender composition for Los Angeles County is taken from 2022 Census Quick Facts; Census data includes a question intended to capture current sex; there are no questions about gender, sexual orientation, or sex at birth.*

Race/Ethnicity Demographics



With these nominees, the Service Council composition and representation will be:

Race/Ethnicity	Hispanic or Latino	White	Asian	Pac Isl	Black	Native Amer	Other
GWC Council Region	65.8%	14.0%	9.3%	0.3%	7.8%	0.2%	2.2%
GWC Region Ridership	51%	16%	9%	1%	18%	1%	4%
GWC Membership/No.*	80%/8	10%/1	0%/0	10%/1	0%/0	0%/0	0%/0
SFV Council Region	41.3%	39.6%	11.2%	0.2%	3.7%	0.2%	2.2%
SFV Region Ridership	73%	9%	8%	1%	8%	1%	1%
SFV Membership/No.	22%/2	33%/3	11%/1	0%/0	11%/1	0%/0	0%/0
SGV Council Region	49.4%	15.9%	28.5%	0.2%	2.9%	0.2%	2.9%
SGV Region Ridership	78%	5%	9%	1%	6%	1%	0%
SGV Membership/No.	33%/3	22%/2	33%/3	0%/0	0%/0	0%/0	0%/0
SBC Council Region	45.2%	20.8%	13.7%	0.3%	15.3%	0.2%	4.6%
SBC Region Ridership	66%	6%	7%	1%	18%	1%	0%
SBC Membership/No.	11%/1	33%/3	11%/1	11%/1	33%/3	0%/0	0%/0
WSC Council Region	41.0%	31.1%	13.8%	0.1%	9.0%	0.1%	4.8%
WSC Region Ridership	67%	8%	6%	1%	17%	1%	1%
WSC Membership/No.*	27%/3	45%/5	0%/0	0%/0	18%/2	9%/1	0%/0



**Note: Table/percentages does not add to the exact number of Council seats as it incorporates each race Councilmembers self-identified with; some current Councilmembers identify as multi-racial.*

Metro