

Metro

*Los Angeles County Metropolitan Transportation Authority
One Gateway Plaza
3rd Floor Board Room*



Agenda - Final

Thursday, May 19, 2016

1:00 PM

**One Gateway Plaza, Los Angeles, CA 90012,
3rd Floor, Metro Board Room**

Ad-Hoc Transit Policing Oversight Committee

James Butts, Chair

Michael Antonovich, Vice Chair

Jacquelyn Dupont-Walker

John Fasana

Don Knabe

Carrie Bowen, non-voting member

Phillip A. Washington, Chief Executive Officer

METROPOLITAN TRANSPORTATION AUTHORITY BOARD RULES (ALSO APPLIES TO BOARD COMMITTEES)

PUBLIC INPUT

A member of the public may address the Board on agenda items, before or during the Board or Committee's consideration of the item for one (1) minute per item, or at the discretion of the Chair. A request to address the Board should be submitted in person at the meeting to the Board Secretary. Individuals requesting to speak on more than three (3) agenda items will be allowed to speak up to a maximum of three (3) minutes per meeting. For individuals requiring translation service, time allowed will be doubled.

The public may also address the Board on non-agenda items within the subject matter jurisdiction of the Board during the public comment period, which will be held at the beginning and/or end of each meeting. Each person will be allowed to speak for up to three (3) minutes per meeting and may speak no more than once during the Public Comment period. Speakers will be called according to the order in which the speaker request forms are received. Elected officials, not their staff or deputies, may be called out of order and prior to the Board's consideration of the relevant item.

In accordance with State Law (Brown Act), all matters to be acted on by the MTA Board must be posted at least 72 hours prior to the Board meeting. In case of emergency, or when a subject matter arises subsequent to the posting of the agenda, upon making certain findings, the Board may act on an item that is not on the posted agenda.

CONDUCT IN THE BOARD ROOM - The following rules pertain to conduct at Metropolitan Transportation Authority meetings:

REMOVAL FROM THE BOARD ROOM The Chair shall order removed from the Board Room any person who commits the following acts with respect to any meeting of the MTA Board:

- a. Disorderly behavior toward the Board or any member of the staff thereof, tending to interrupt the due and orderly course of said meeting.
- b. A breach of the peace, boisterous conduct or violent disturbance, tending to interrupt the due and orderly course of said meeting.
- c. Disobedience of any lawful order of the Chair, which shall include an order to be seated or to refrain from addressing the Board; and
- d. Any other unlawful interference with the due and orderly course of said meeting.

INFORMATION RELATING TO AGENDAS AND ACTIONS OF THE BOARD

Agendas for the Regular MTA Board meetings are prepared by the Board Secretary and are available prior to the meeting in the MTA Records Management Department and on the Internet. Every meeting of the MTA Board of Directors is recorded on CD's and as MP3's and can be made available for a nominal charge.

DISCLOSURE OF CONTRIBUTIONS

The State Political Reform Act (Government Code Section 84308) requires that a party to a proceeding before an agency involving a license, permit, or other entitlement for use, including all contracts (other than competitively bid, labor, or personal employment contracts), shall disclose on the record of the proceeding any contributions in an amount of more than \$250 made within the preceding 12 months by the party, or his or her agent, to any officer of the agency, additionally PUC Code Sec. 130051.20 requires that no member accept a contribution of over ten dollars (\$10) in value or amount from a construction company, engineering firm, consultant, legal firm, or any company, vendor, or business entity that has contracted with the authority in the preceding four years. Persons required to make this disclosure shall do so by filling out a "Disclosure of Contribution" form which is available at the LACMTA Board and Committee Meetings. Failure to comply with this requirement may result in the assessment of civil or criminal penalties.

ADA REQUIREMENTS

Upon request, sign language interpretation, materials in alternative formats and other accommodations are available to the public for MTA-sponsored meetings and events. All requests for reasonable accommodations must be made at least three working days (72 hours) in advance of the scheduled meeting date. Please telephone (213) 922-4600 between 8 a.m. and 5 p.m., Monday through Friday. Our TDD line is (800) 252-9040.

LIMITED ENGLISH PROFICIENCY

A Spanish language interpreter is available at all Board Meetings. Interpreters for Committee meetings and all other languages must be requested 72 hours in advance of the meeting by calling (213) 922-4600 or (323) 466-3876.



323.466.3876 x2

Español

323.466.3876 x3

한국어	日本語
中文	русский
Հայերէն	ภาษาไทย
Tiếng Việt	ភាសាខ្មែរ

HELPFUL PHONE NUMBERS

Copies of Agendas/Record of Board Action/Recordings of Meetings - (213) 922-4880 (Records Management Department)

General Information/Rules of the Board - (213) 922-4600

Internet Access to Agendas - www.metro.net

TDD line (800) 252-9040

NOTE: ACTION MAY BE TAKEN ON ANY ITEM IDENTIFIED ON THE AGENDA

CALL TO ORDER

ROLL CALL

34. RECEIVE AND FILE **monthly update on Transit Policing performance.** [2016-0366](#)

Attachments: [Attachment A - Transit Policing Division Report March 2016](#)
[Attachment B - Matrix of Bus Operator Assault Suspects](#)

37. AUTHORIZE the Chief Executive Officer to execute Modification No. 13 to Memorandum of Understanding (MOU) No. PS2610LASD with the **County of Los Angeles Sheriff's Department (LASD) to provide law enforcement services** for up to six (6) months for the period covering July 1, 2016 through December 31, 2016 in the amount of \$56,296,146, thereby increasing the total contract value from \$569,570,714 to \$625,866,860. [2016-0360](#)

Attachments: [Attachment A - Procurement Summary](#)
[Attachment B - Contract Modification_Change Order Log](#)
[Attachment C - DEOD Summary](#)

Adjournment

Consideration of items not on the posted agenda, including: items to be presented and (if requested) referred to staff; items to be placed on the agenda for action at a future meeting of the Committee or Board; and/or items requiring immediate action because of an emergency situation or where the need to take immediate action came to the attention of the Committee subsequent to the posting of the agenda.



Board Report

File #: 2016-0366, **File Type:** Informational Report

Agenda Number: 34

SYSTEM SAFETY, SECURITY, OPERATIONS COMMITTEE JUNE 16, 2016

SUBJECT: MONTHLY UPDATE ON TRANSIT POLICING PERFORMANCE

ACTION: RECEIVE AND FILE

RECOMMENDATION

RECEIVE AND FILE **monthly update on Transit Policing performance.**

ISSUE

On September 4, 2014, the board requested that staff provide a monthly update on transit policing performance to Systems Safety and Operations Committee. Specifically, the board requested monthly updates on criminal activity, fare enforcement, response time, deployment and perception of safety.

DISCUSSION

In April 2016, staff continues to be proactive in working with Operations, Los Angeles County Sheriff's Department (LASD), and Communications in addressing perception of safety, criminal activity, fare enforcement, response time, and deployment.

In the new law enforcement services contract, staff is including key performance indicators as tools to track performance.

Below are the key highlights for April 2016:

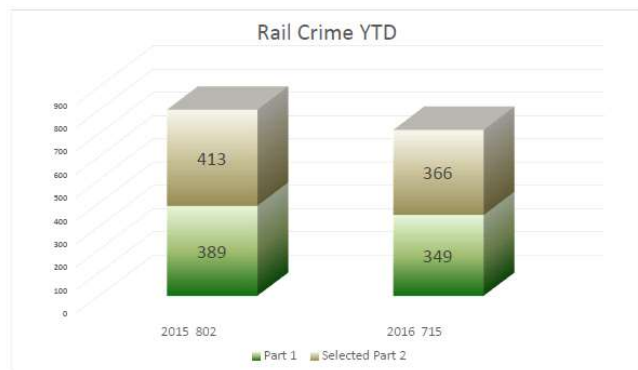
Actions to Improve the Ridership Experience

- Staff is utilizing Problem Oriented Policing strategies to develop innovative solutions at the Westlake/MacArthur Park Station.
- Staff is continuing to increase presence on the system using new technologies and redeployment of personnel.
- High Visibility

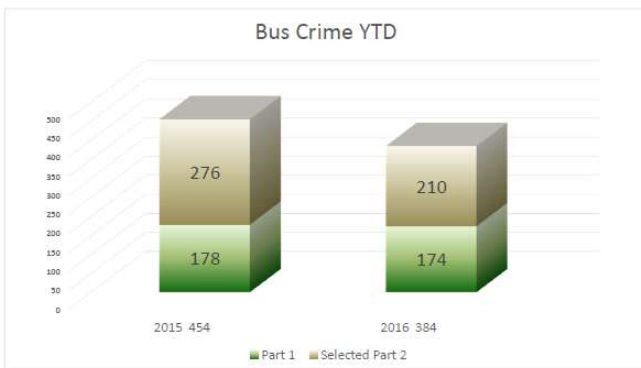
- Transit Security Officers (TSO) and Los Angeles County Sheriffs have been engaging and interacting with patrons and operators to increase presence and increase the perception of safety on the Metro system.
 - TSO Bus Boarding Activity: The total number of TSO Bus Boardings for the month of April 2016 is 860. The total number of fare checks is 6,545.
 - LASD Bus Riding Team (BRT): The total number of BRT Bus Rides for the months of April 2016 is 940. The total number of fare checks is 39,528.

Criminal Activity:

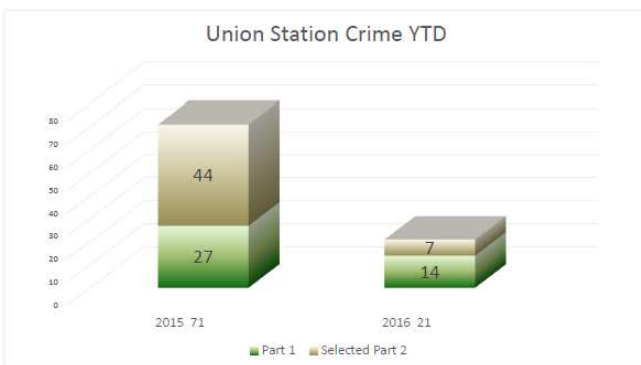
APRIL 2016



Rail Part 1 Crime
DOWN -10.3%
from last year
Rail Part 2 Crime
DOWN -11.4%
from last year
Total Rail Crime
DOWN -10.8%
from last year



Bus Part 1 Crime
Down -2.2%
from last year
Bus Part 2 Crime
DOWN -23.9%
from last year
Total Bus Crime
DOWN -15.4%
from last year



Union Station Part 1 Crime
DOWN -48.1%
from last year
Union Station Part 2 Crime
DOWN -84.1%
from last year
Total Union Station Crime
DOWN -70.4%
from last year

Bus Operator Assaults:

- From January to April 2016, there were 38 operator assaults. Of the 38 total operator assaults, 34.2% of the total assaults have had a suspect taken into custody. The majority of bus operator assaults are caused by fare related followed by missed stop.
- Comparing January-April 2015 to January-April 2016, Operator Assaults have decreased 39%.
- Of the 38 total operator assaults from January to April 2016, there were 37 non-aggravated assaults and 1 aggravated assault. The method of assault was as follows: 19 used hands, 12 used spit, 4 threw cold liquid, 2 threw an object, and there was 1 robbery.
- Attachment B contains the matrix for the suspects who have assaulted Bus Operators that LASD has been tracking.
- From January to April 2016, there were 213,413,272 bus boardings and 38 total operator assaults, equating to 1 bus operator assault per 5.6 million boardings.

Operator Safety:

- The Metro Communications team is rolling out a new marketing campaign targeted at reducing Bus Operator assaults.
- The ongoing Transit Ambassador Program focuses on classes that address conflict resolution for Operators and Supervisors.
- Metro Operations is continuing to move forward with the installation of barriers and monitors in the remaining serviceable fleet. Staff is on track to have all 900 New Flyer buses outfitted with barriers and monitors by October 2016.
- For the rest of Metro's fleet (about 1300 buses), staff will be starting a program to retrofit operator barriers onto buses starting in June 2016. This program is expected to run for approximately 24 months. Staff is also developing a new program to have video monitors retrofit onto the rest of Metro's bus fleet.
- As of May 13, 2016 the Metro New Flyer Buses that in service are as follows:
 - Number of New Flyer buses in service = 693 of 900
 - Number of buses "in-service" with protective barriers =335
 - Number of buses "in-service" with live video monitors = 477
 - Number of buses remaining to retrofit = 216

Significant Activities

- **03/22/2016** - Deputies from the TPD Crime Impact Team #1 assisted the TPD Detective Bureau in serving a search warrant in Southwest LA, at the residence of two brothers that were wanted for robbery. During the robbery in question, one of the two siblings attacked a

defenseless Metro Ambassador and knocked him unconscious. Evidence was found at the home linking the pair to the crime, and during the interview, at least one of the suspects confessed to this and several other crimes committed on the Metro system. The two gave information on their accomplices to these crimes. They were booked for the Robbery; however additional charges against these suspects and their named co-conspirators may be forthcoming.

- 03/31/2016** - During a late morning fare inspection/sweep, LASD Transit Security Assistant/Fare Inspectors and deputy personnel stopped a person for fare evasion. During the investigation, it was determined that the person, now a suspect, had numerous pieces of US mail not addressed to him, and credit/debit cards in various names. Some of the cards had been used to purchase Metro fare and products. He also had a ledger that chronicled what cards worked and how much could be withdrawn from each. The suspect was arrested for being in possession of stolen mail, and the case is now being investigated jointly by LASD Transit Detectives and the US Postal Inspectors. The investigation into the case is in its infancy and additional charges are expected to be filed against not only this suspect but maybe others.

Fare Enforcement:

- In April 2016, law enforcement performed 774,580 fare checks on the rails and Orange Line. Based on the monthly targets, in April 2016 law enforcement had an 8% saturation rate.
- Based on the chart, green checks occur when a patron has valid fare and has tapped at a turnstile or stand-alone validator. Yellow checks occur when a patron has valid fare, but failed to TAP at a transfer point. Red checks occur when a patron either has a daily/weekly/monthly pass and has not tapped at all during their trip, has stored value and failed to TAP, or has no stored value.
- At the discretion of the fare inspector, patrons are encouraged to make payment at the ticket vending machine or TAP their card on the validator in lieu of receiving a citation.

MARCH	2016								*MONTHLY TARGET
	FARES CHECKED	GREEN CHECKS	YELLOW CHECKS	RED CHECKS	TICKETS	TARGET* ATTAINED	RIDERSHIP	TAP ENTRIES	
Red/Purple	247,256	222,846	9,327	15,083	1,394	112%	3,961,407	3,114,817	220,000
Blue	150,915	106,264	27,888	16,763	976	71%	2,105,889	1,333,324	212,000
Green	119,352	98,534	13,075	7,743	34	88%	996,103	676,708	136,000
Gold	127,756	114,271	5,218	8,267	158	110%	1,471,470	899,275	116,000
Expo	53,145	41,177	7,843	4,125	39	59%	843,749	327,874	90,000
Orange	73,049	65,265	2,932	4,852	323	79%	719,160	508,444	92,000
Bus	3,107	1,746	1,078	283	130		-	-	
Total	774,580	650,103	67,361	57,116	3,054		10,097,778	6,860,442	
SATURATION RATE	8%								

Response Time:

- In April 2016, the average response time for “Calls for Service” (Emergency, Priority and Routine) for all rail lines and buses was 17 minutes.
- LASD currently complies with Metro’s Performance Metrics requirement of average of 30 minutes for calls for service. The response time for emergency calls was 5.9 minutes for April 2016.

ATTACHMENTS


Attachment A - Transit Policing Division Report April 2016

Attachment B - Matrix of Bus Operator Assault Suspects

Prepared by: Alex Wiggins, EO System Security and Law Enforcement, (213) 922-4433

Reviewed by:

Stephanie Wiggins, Deputy Chief Executive Officer, (213) 922-1023



Phillip A. Washington
Chief Executive Officer

*LOS ANGELES COUNTY SHERIFF'S DEPARTMENT
TRANSIT POLICING DIVISION
RONENE M. ANDA, CHIEF*



**MTA
MONTHLY REPORT
March 2016**

Prepared by the Crime Analysis Unit



LOS ANGELES COUNTY SHERIFF'S DEPARTMENT
 TRANSIT POLICING DIVISION
 RONENE M. ANDA, CHIEF

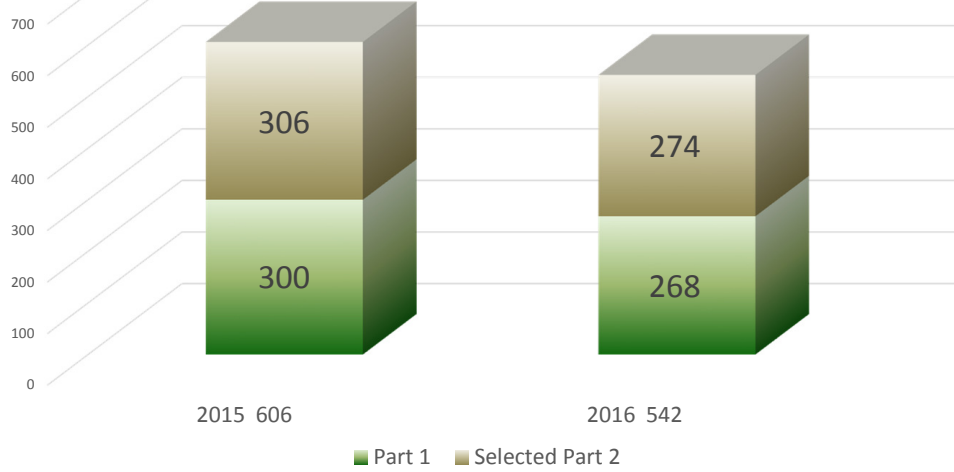
TABLE OF CONTENTS

Monthly Statistics

Summary	3
Summary	4
Part 1 Crimes by Month - Rail	5
Part 1 Crimes by Month - Bus	6
Blue Line	7
Green Line	8
Expo Line	9
Red Line	10
Gold Line	11
Orange Line	12
Silver Line	13
South Bus	14
North Bus	15
Union Station	16
Reserve Company Services	17

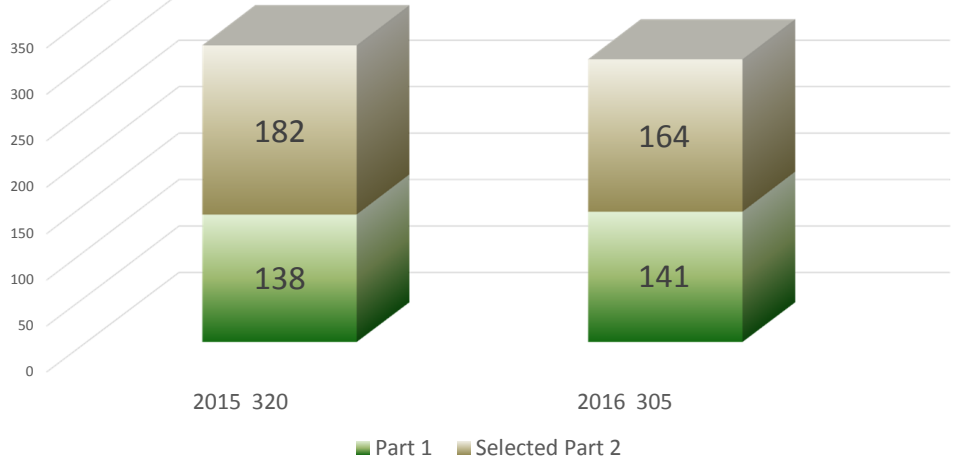
TRANSIT POLICING DIVISION - 2016

Rail Crime YTD



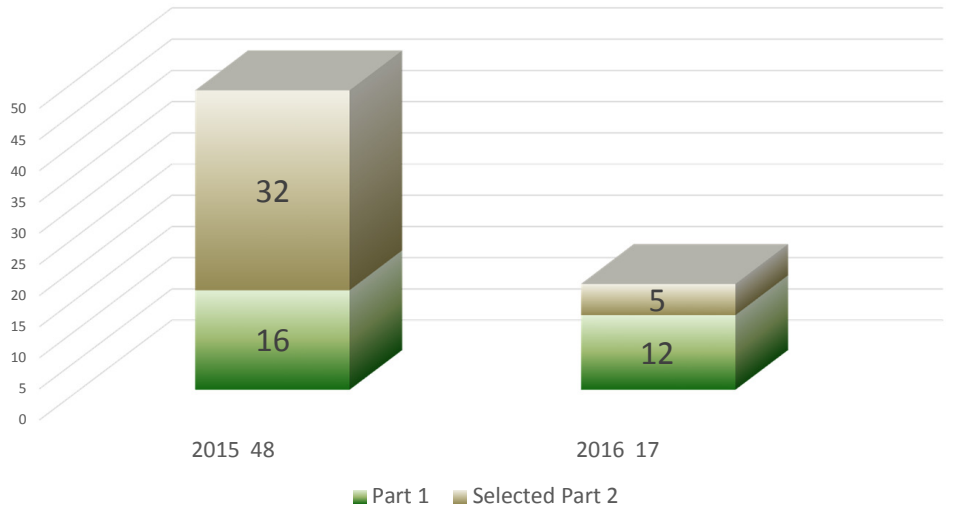
Rail Part 1 Crime
DOWN -10.7%
from last year
Rail Part 2 Crime
DOWN -10.5%
from last year
Total Rail Crime
DOWN -10.6%
from last year

Bus Crime YTD



Bus Part 1 Crime
UP 2.2%
from last year
Bus Part 2 Crime
DOWN -9.9%
from last year
Total Bus Crime
DOWN -4.7%
from last year

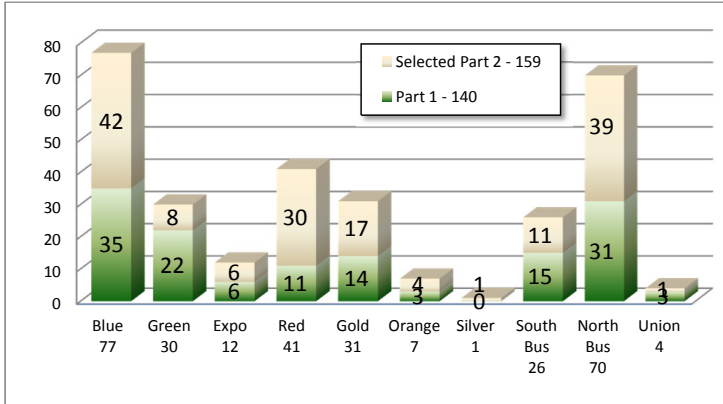
Union Station Crime YTD



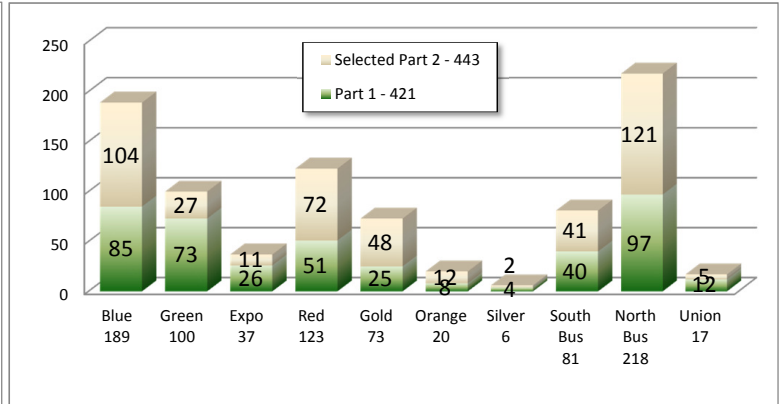
Union Station Part 1 Crime
DOWN -25.0%
from last year
Union Station Part 2 Crime
DOWN -84.4%
from last year
Total Union Station Crime
DOWN -64.6%
from last year

TRANSIT POLICING DIVISION - 2016

Mar Crimes - 299



YTD Crimes - 864

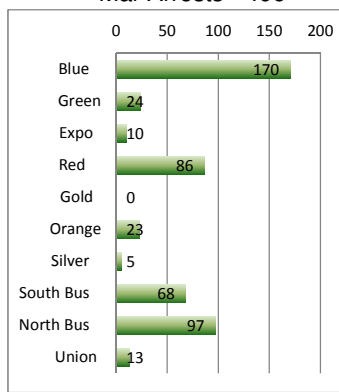


Part 1 Crimes per 1,000,000 Riders

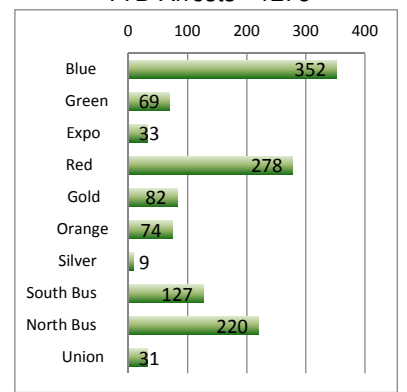
	2016 Jan - Mar	2015 Jan - Mar	2014 Jan - Mar	2013 Jan - Mar
Blue	14.1 ↓	14.8	13.0	14.3
Green	25.4 ↑	20.3	22.6	23.7
Expo	10.6 ↓	15.3	11.9	12.8
Red	4.5 =	4.5	4.3	4.8
Gold	6.4 ↓	11.2	4.5	6.5
Orange	4.0 ↓	6.9	5.4	5.3
Silver	3.4 ↑	1.9	2.9	1.1
Bus	1.8 ↑	1.2	1.0	0.8

Arrow indicates an increase or decrease from last year.

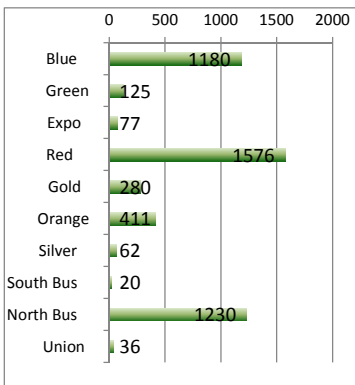
Mar Arrests - 496



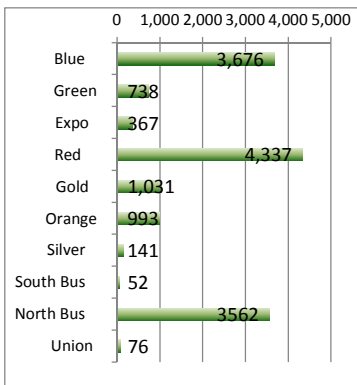
YTD Arrests - 1275



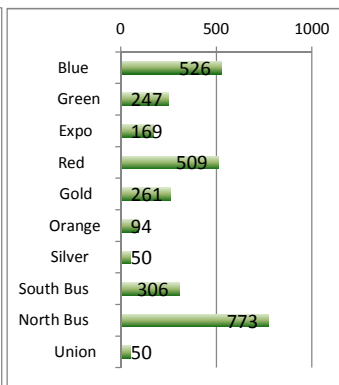
Mar Citations - 4997



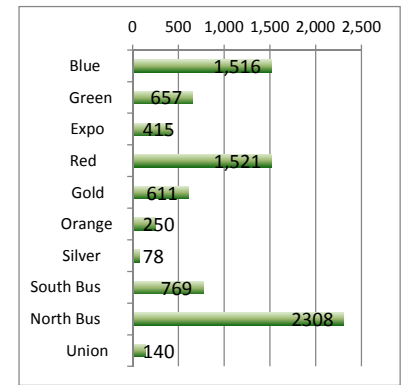
YTD Citations - 14973



Mar Calls For Service - 2985



YTD Calls For Service - 8265



SATURATION RATE

March	BLUE	GREEN	EXPO	RED	GOLD	ORG	TOTAL
Ridership	2,105,889	996,103	843,749	3,961,407	1,471,470	719,160	10,097,778
Contacts	150,915	119,352	53,145	247,256	127,756	73,049	771,473
%Passengers Inspected	7.17%	11.98%	6.30%	6.24%	8.68%	10.16%	7.64%
Boardings	0	0	0	0	0	0	0
Rides	0	0	0	0	0	0	0
Fare Warnings	0	0	0	0	0	0	0

YTD	BLUE	GREEN	EXPO	RED	GOLD	ORG	TOTAL
YTD Ridership	6,018,897	2,876,506	2,448,483	11,402,850	3,932,310	1,991,693	28,670,739
YTD Contacts*	465,902	354,028	158,931	700,174	367,406	209,040	2,255,481
%Passengers Inspected	7.74%	12.31%	6.49%	6.14%	9.34%	10.50%	7.87%
Boardings	0	0	0	0	0	0	0
Rides	0	0	0	0	0	0	0
Fare Warnings	0	0	0	0	0	0	0

* Contacts are calculated by adding MPV checks and citations.

System-Wide Highlights

Part 1 Crimes have decreased by 7% from Jan - Mar 2016 compared to Jan - Mar 2015.

The Blue, Expo, and Gold Lines had a decrease in part 1 crimes per 1,000,000 riders, while the Red Line had the same, and the Green Line had an increase.

Overall, buses had an increase in part 1 crimes per 1,000,000 riders from the same period last year.

*Part 1 Crimes by Month - Rail

Blue Line	Jan	Feb	Mar	Apr	May	Jun	Jul	Aug	Sep	Oct	Nov	Dec	YTD
Homicide	0	0	0	0	0	0	0	0	0	0	0	0	0
Rape	0	0	0	0	0	0	0	0	0	0	0	0	0
Robbery	13	6	5	0	0	0	0	0	0	0	0	0	24
Agg Assault	2	5	7	0	0	0	0	0	0	0	0	0	14
Agg Assault on Op	0	0	0	0	0	0	0	0	0	0	0	0	0
Burglary	0	0	0	0	0	0	0	0	0	0	0	0	0
Grand Theft	7	3	9	0	0	0	0	0	0	0	0	0	19
Petty Theft	3	4	9	0	0	0	0	0	0	0	0	0	16
GTA	1	0	4	0	0	0	0	0	0	0	0	0	5
BTFV	3	3	1	0	0	0	0	0	0	0	0	0	7
Arson	0	0	0	0	0	0	0	0	0	0	0	0	0
Total	29	21	35	0	0	0	0	0	0	0	0	0	85

Green Line	Jan	Feb	Mar	Apr	May	Jun	Jul	Aug	Sep	Oct	Nov	Dec	YTD
Homicide	0	0	0	0	0	0	0	0	0	0	0	0	0
Rape	1	0	0	0	0	0	0	0	0	0	0	0	1
Robbery	8	3	8	0	0	0	0	0	0	0	0	0	19
Agg Assault	6	1	2	0	0	0	0	0	0	0	0	0	9
Agg Assault on Op	0	0	0	0	0	0	0	0	0	0	0	0	0
Burglary	0	0	0	0	0	0	0	0	0	0	0	0	0
Grand Theft	9	1	2	0	0	0	0	0	0	0	0	0	12
Petty Theft	1	7	5	0	0	0	0	0	0	0	0	0	13
GTA	4	5	3	0	0	0	0	0	0	0	0	0	12
BTFV	2	2	2	0	0	0	0	0	0	0	0	0	6
Arson	1	0	0	0	0	0	0	0	0	0	0	0	1
Total	32	19	22	0	0	0	0	0	0	0	0	0	73

Expo Line	Jan	Feb	Mar	Apr	May	Jun	Jul	Aug	Sep	Oct	Nov	Dec	YTD
Homicide	0	0	0	0	0	0	0	0	0	0	0	0	0
Rape	0	0	0	0	0	0	0	0	0	0	0	0	0
Robbery	0	6	3	0	0	0	0	0	0	0	0	0	9
Agg Assault	0	2	1	0	0	0	0	0	0	0	0	0	3
Agg Assault on Op	0	0	0	0	0	0	0	0	0	0	0	0	0
Burglary	0	0	0	0	0	0	0	0	0	0	0	0	0
Grand Theft	4	6	0	0	0	0	0	0	0	0	0	0	10
Petty Theft	2	0	0	0	0	0	0	0	0	0	0	0	2
GTA	0	0	1	0	0	0	0	0	0	0	0	0	1
BTFV	0	0	1	0	0	0	0	0	0	0	0	0	1
Arson	0	0	0	0	0	0	0	0	0	0	0	0	0
Total	6	14	6	0	0	0	0	0	0	0	0	0	26

Red Line	Jan	Feb	Mar	Apr	May	Jun	Jul	Aug	Sep	Oct	Nov	Dec	YTD
Homicide	0	0	0	0	0	0	0	0	0	0	0	0	0
Rape	1	0	0	0	0	0	0	0	0	0	0	0	1
Robbery	6	4	2	0	0	0	0	0	0	0	0	0	12
Agg Assault	4	8	2	0	0	0	0	0	0	0	0	0	14
Agg Assault on Op	0	0	0	0	0	0	0	0	0	0	0	0	0
Burglary	0	0	0	0	0	0	0	0	0	0	0	0	0
Grand Theft	2	3	3	0	0	0	0	0	0	0	0	0	8
Petty Theft	6	5	3	0	0	0	0	0	0	0	0	0	14
GTA	1	0	1	0	0	0	0	0	0	0	0	0	2
BTFV	0	0	0	0	0	0	0	0	0	0	0	0	0
Arson	0	0	0	0	0	0	0	0	0	0	0	0	0
Total	20	20	11	0	0	0	0	0	0	0	0	0	51

Gold Line	Jan	Feb	Mar	Apr	May	Jun	Jul	Aug	Sep	Oct	Nov	Dec	YTD
Homicide	0	0	0	0	0	0	0	0	0	0	0	0	0
Rape	0	0	0	0	0	0	0	0	0	0	0	0	0
Robbery	1	1	0	0	0	0	0	0	0	0	0	0	2
Agg Assault	2	0	0	0	0	0	0	0	0	0	0	0	2
Agg Assault on Op	0	0	0	0	0	0	0	0	0	0	0	0	0
Burglary	0	0	0	0	0	0	0	0	0	0	0	0	0
Grand Theft	1	0	0	0	0	0	0	0	0	0	0	0	1
Petty Theft	1	0	4	0	0	0	0	0	0	0	0	0	5
GTA	0	0	1	0	0	0	0	0	0	0	0	0	1
BTFV	5	0	9	0	0	0	0	0	0	0	0	0	14
Arson	0	0	0	0	0	0	0	0	0	0	0	0	0
Total	10	1	14	0	0	0	0	0	0	0	0	0	25

* Part 1 Crimes are calculated in accordance with the FBI Uniform Crime Report standards. Homicides, Rapes, and Aggravated Assaults are counted by the number of victims.

Part 1 Crimes by Month - Bus

Orange Line	Jan	Feb	Mar	Apr	May	Jun	Jul	Aug	Sep	Oct	Nov	Dec	YTD
Homicide	0	0	0	0	0	0	0	0	0	0	0	0	0
Rape	0	0	0	0	0	0	0	0	0	0	0	0	0
Robbery	1	0	0	0	0	0	0	0	0	0	0	0	1
Agg Assault	0	0	1	0	0	0	0	0	0	0	0	0	1
Agg Assault on Op	0	0	0	0	0	0	0	0	0	0	0	0	0
Burglary	0	0	0	0	0	0	0	0	0	0	0	0	0
Grand Theft	1	0	0	0	0	0	0	0	0	0	0	0	1
Petty Theft	1	2	1	0	0	0	0	0	0	0	0	0	4
GTA	0	0	1	0	0	0	0	0	0	0	0	0	1
BTFV	0	0	0	0	0	0	0	0	0	0	0	0	0
Arson	0	0	0	0	0	0	0	0	0	0	0	0	0
Total	3	2	3	0	0	0	0	0	0	0	0	0	8

Silver Line	Jan	Feb	Mar	Apr	May	Jun	Jul	Aug	Sep	Oct	Nov	Dec	YTD
Homicide	0	0	0	0	0	0	0	0	0	0	0	0	0
Rape	0	0	0	0	0	0	0	0	0	0	0	0	0
Robbery	2	1	0	0	0	0	0	0	0	0	0	0	3
Agg Assault	1	0	0	0	0	0	0	0	0	0	0	0	1
Agg Assault on Op	0	0	0	0	0	0	0	0	0	0	0	0	0
Burglary	0	0	0	0	0	0	0	0	0	0	0	0	0
Grand Theft	0	0	0	0	0	0	0	0	0	0	0	0	0
Petty Theft	0	0	0	0	0	0	0	0	0	0	0	0	0
GTA	0	0	0	0	0	0	0	0	0	0	0	0	0
BTFV	0	0	0	0	0	0	0	0	0	0	0	0	0
Arson	0	0	0	0	0	0	0	0	0	0	0	0	0
Total	3	1	0	0	0	0	0	0	0	0	0	0	4

South Bus	Jan	Feb	Mar	Apr	May	Jun	Jul	Aug	Sep	Oct	Nov	Dec	YTD
Homicide	0	0	0	0	0	0	0	0	0	0	0	0	0
Rape	0	0	0	0	0	0	0	0	0	0	0	0	0
Robbery	4	4	1	0	0	0	0	0	0	0	0	0	9
Agg Assault	2	3	3	0	0	0	0	0	0	0	0	0	8
Agg Assault on Op	0	0	0	0	0	0	0	0	0	0	0	0	0
Burglary	0	0	0	0	0	0	0	0	0	0	0	0	0
Grand Theft	1	2	6	0	0	0	0	0	0	0	0	0	9
Petty Theft	5	0	4	0	0	0	0	0	0	0	0	0	9
GTA	2	0	0	0	0	0	0	0	0	0	0	0	2
BTFV	1	1	1	0	0	0	0	0	0	0	0	0	3
Arson	0	0	0	0	0	0	0	0	0	0	0	0	0
Total	15	10	15	0	0	0	0	0	0	0	0	0	40

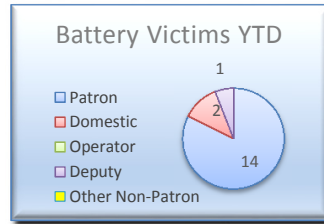
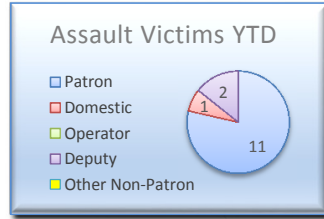
North Bus	Jan	Feb	Mar	Apr	May	Jun	Jul	Aug	Sep	Oct	Nov	Dec	YTD
Homicide	0	0	0	0	0	0	0	0	0	0	0	0	0
Rape	0	0	0	0	0	0	0	0	0	0	0	0	0
Robbery	6	5	3	0	0	0	0	0	0	0	0	0	14
Agg Assault	6	7	5	0	0	0	0	0	0	0	0	0	18
Agg Assault on Op	0	1	1	0	0	0	0	0	0	0	0	0	2
Burglary	0	0	2	0	0	0	0	0	0	0	0	0	2
Grand Theft	14	9	6	0	0	0	0	0	0	0	0	0	29
Petty Theft	5	11	10	0	0	0	0	0	0	0	0	0	26
GTA	0	1	0	0	0	0	0	0	0	0	0	0	1
BTFV	0	1	3	0	0	0	0	0	0	0	0	0	4
Arson	0	0	1	0	0	0	0	0	0	0	0	0	1
Total	31	35	31	0	0	0	0	0	0	0	0	0	97

Union Station	Jan	Feb	Mar	Apr	May	Jun	Jul	Aug	Sep	Oct	Nov	Dec	YTD
Homicide	0	0	0	0	0	0	0	0	0	0	0	0	0
Rape	0	1	0	0	0	0	0	0	0	0	0	0	1
Robbery	0	0	0	0	0	0	0	0	0	0	0	0	0
Agg Assault	1	0	0	0	0	0	0	0	0	0	0	0	1
Agg Assault on Op	0	0	0	0	0	0	0	0	0	0	0	0	0
Burglary	2	1	1	0	0	0	0	0	0	0	0	0	4
Grand Theft	0	0	0	0	0	0	0	0	0	0	0	0	0
Petty Theft	3	1	2	0	0	0	0	0	0	0	0	0	6
GTA	0	0	0	0	0	0	0	0	0	0	0	0	0
BTFV	0	0	0	0	0	0	0	0	0	0	0	0	0
Arson	0	0	0	0	0	0	0	0	0	0	0	0	0
Total	6	3	3	0	0	0	0	0	0	0	0	0	12

Total	Jan	Feb	Mar	Apr	May	Jun	Jul	Aug	Sep	Oct	Nov	Dec	YTD
Homicide	0	0	0	0	0	0	0	0	0	0	0	0	0
Rape	2	1	0	0	0	0	0	0	0	0	0	0	3
Robbery	41	30	22	0	0	0	0	0	0	0	0	0	93
Agg Assault	24	26	21	0	0	0	0	0	0	0	0	0	71
Agg Assault on Op	0	1	1	0	0	0	0	0	0	0	0	0	2
Burglary	2	1	3	0	0	0	0	0	0	0	0	0	6
Grand Theft	39	24	26	0	0	0	0	0	0	0	0	0	89
Petty Theft	27	30	38	0	0	0	0	0	0	0	0	0	95
GTA	8	6	11	0	0	0	0	0	0	0	0	0	25
BTFV	11	7	17	0	0	0	0	0	0	0	0	0	35
Arson	1	0	1	0	0	0	0	0	0	0	0	0	2
Total	155	126	140	0	0	0	0	0	0	0	0	0	421

BLUE LINE

REPORTED CRIME		
PART 1 CRIMES	Mar	YTD
Homicide	0	0
Rape	0	0
Robbery	5	24
Agg Assault	7	14
Agg Assault on Op	0	0
Burglary	0	0
Grand Theft	9	19
Petty Theft	9	16
Motor Vehicle Theft	4	5
Burg/Theft From Vehicle	1	7
Arson	0	0
SUB-TOTAL	35	85
Selected Part 2 Crimes		
Battery	3	17
Battery Rail Operator	0	0
Sex Offenses	1	4
Weapons	5	11
Narcotics	12	22
Trespassing	16	35
Vandalism	5	15
SUB-TOTAL	42	104
TOTAL	77	189



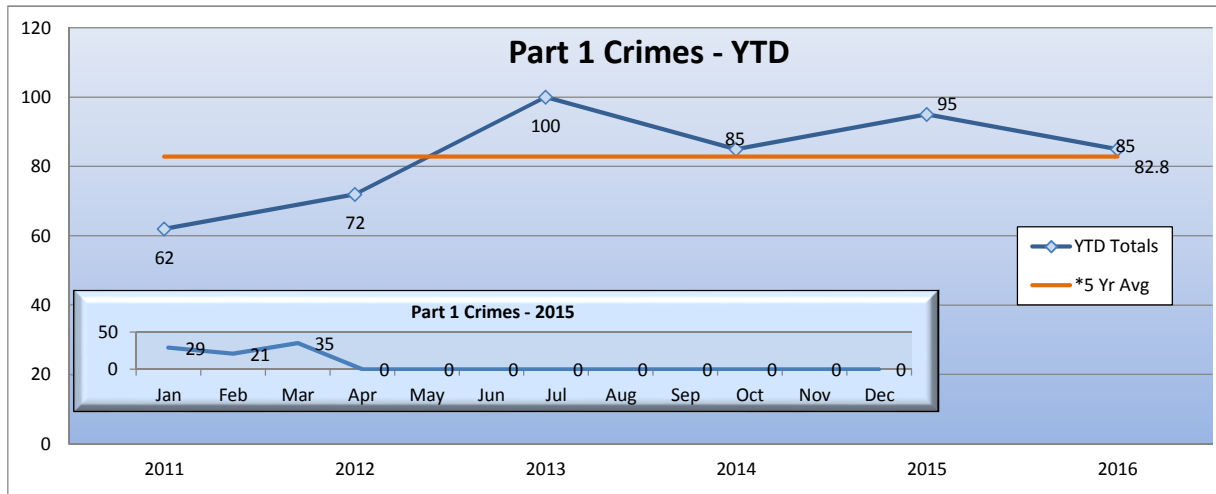
Part 1 Crimes per Station		
Station	Mar	YTD
7th/Metro	2	4
Pico	1	1
Grand	2	2
San Pedro	0	1
Washington	0	0
Vernon	1	2
Slauson	2	4
Florence	1	3
Firestone	3	10
103rd St	2	5
Willowbrook	4	4
Compton	1	7
Artesia	5	7
Del Amo	2	14
Wardlow	2	4
Willow	1	4
PCH	3	5
Anaheim	2	3
5th St	0	1
1st St	0	0
Transit Mall	0	2
Pacific	1	2
Rail Yard	0	0
Total	35	85

ARRESTS		
Type	Mar	YTD
Felony	37	87
Misdemeanor	133	265
TOTAL	170	352

CITATIONS		
Type	Mar	YTD
Fare Evasion Citations	914	2,673
Other Citations	108	502
Vehicle Code Citations	158	501
TOTAL	1,180	3,676

CALLS FOR SERVICE				
TYPE	Mar		YTD	
	Total	Avg	Total	Avg
Emergency	37	8.5	115	7.3
Priority	281	14.1	797	13.6
Routine	208	27.4	604	23.1
Total	526	19.0	1,516	16.9

FARE ENFORCEMENT		
	Mar	YTD
Ridership	2,105,889	6,018,897
Contacts	150,915	465,902
% of Patrons Inspected	7.17	7.74
Boardings	0	0
Ride	0	0
Fare Warning	0	0



Blue Line Highlights

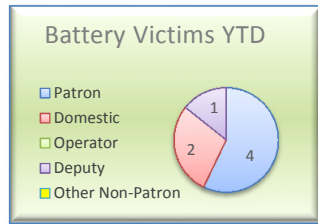
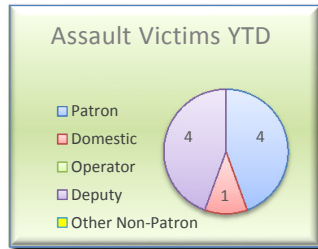
The Blue Line had 10 less part 1 crimes, which is a 11% decrease from the same period last year.

Part 1 crimes per 1,000,000 riders were down from the same period last year.

*5 yr average is based on the average of part 1 crimes from 2011 - 2015.

GREEN LINE

REPORTED CRIME		
PART 1 CRIMES	Mar	YTD
Homicide	0	0
Rape	0	1
Robbery	8	19
Agg Assault	2	9
Agg Assault on Op	0	0
Burglary	0	0
Grand Theft	2	12
Petty Theft	5	13
Motor Vehicle Theft	3	12
Burg/Theft From Vehicle	2	6
Arson	0	1
SUB-TOTAL	22	73
Selected Part 2 Crimes		
Battery	4	7
Battery Rail Operator	0	0
Sex Offenses	0	0
Weapons	0	1
Narcotics	3	6
Trespassing	0	2
Vandalism	1	11
SUB-TOTAL	8	27
TOTAL	30	100



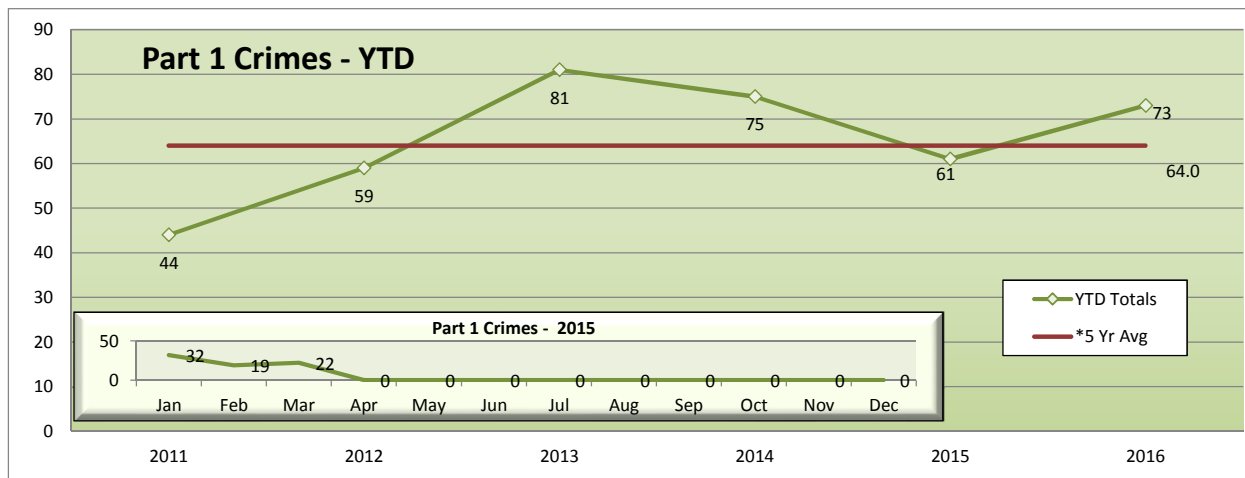
Part 1 Crimes per Station		
Station	Mar	YTD
Redondo Beach	0	1
Douglas	0	0
El Segundo	0	2
Mariposa	0	0
Aviation	1	2
Hawthorne	1	2
Crenshaw	1	5
Vermont	1	9
Harbor	6	14
Avalon	3	5
Willowbrook	2	6
Long Beach	5	17
Lakewood	1	4
Norwalk	1	6
Total	22	73

ARRESTS		
Type	Mar	YTD
Felony	8	25
Misdemeanor	16	44
TOTAL	24	69

CITATIONS		
Type	Mar	YTD
Fare Evasion Citations	44	404
Other Citations	7	60
Vehicle Code Citations	74	274
TOTAL	125	738

CALLS FOR SERVICE				
TYPE	Mar		YTD	
	Total	Avg	Total	Avg
Emergency	18	4.3	43	5.4
Priority	98	11.4	265	11.3
Routine	131	19.2	349	19.6
Total	247	15.0	657	15.3

FARE ENFORCEMENT		
	Mar	YTD
Ridership	996,103	2,876,506
Contacts	119,352	354,028
% of Patrons Inspected	11.98	12.31
Boardings	0	0
Ride	0	0
Fare Warning	0	0



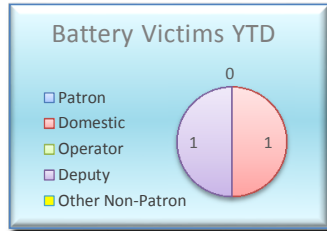
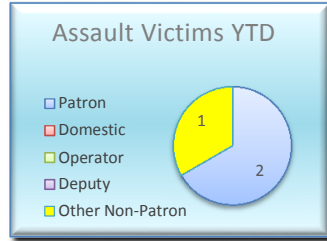
Green Line Highlights
The Green Line had 12 more part 1 crimes, which is a 20% increase from the same period last year.
Part 1 crimes per 1,000,000 riders were up from the same period last year.

*5 yr average is based on the average of part 1 crimes from 2011 - 2015.

EXPO LINE

REPORTED CRIME

PART 1 CRIMES	Mar	YTD
Homicide	0	0
Rape	0	0
Robbery	3	9
Agg Assault	1	3
Agg Assault on Op	0	0
Burglary	0	0
Grand Theft	0	10
Petty Theft	0	2
Motor Vehicle Theft	1	1
Burg/Theft From Vehicle	1	1
Arson	0	0
SUB-TOTAL	6	26
Selected Part 2 Crimes		
Battery	1	2
Battery Rail Operator	0	0
Sex Offenses	0	1
Weapons	0	0
Narcotics	2	3
Trespassing	2	2
Vandalism	1	3
SUB-TOTAL	6	11
TOTAL	12	37



Part 1 Crimes per Station

Station	Mar	YTD
7th/Metro	0	0
Pico	0	0
23rd St	0	1
Jefferson/USC	1	3
Expo/USC	0	0
Expo/Vermont	0	3
Expo/Western	1	2
Expo/Crenshaw	0	2
Farmdale	1	5
La Brea	1	2
La Cienega	0	0
Culver City	2	8
Total	6	26

ARRESTS

Type	Mar	YTD
Felony	4	12
Misdemeanor	6	21
TOTAL	10	33

CITATIONS

Type	Mar	YTD
Fare Evasion Citations	35	210
Other Citations	7	28
Vehicle Code Citations	35	129
TOTAL	77	367

CALLS FOR SERVICE

TYPE	Mar		YTD	
	Total	Avg	Total	Avg
Emergency	6	6.3	25	5.7
Priority	79	33.8	203	22.6
Routine	84	20.4	187	22.2
Total	169	26.2	415	16.3

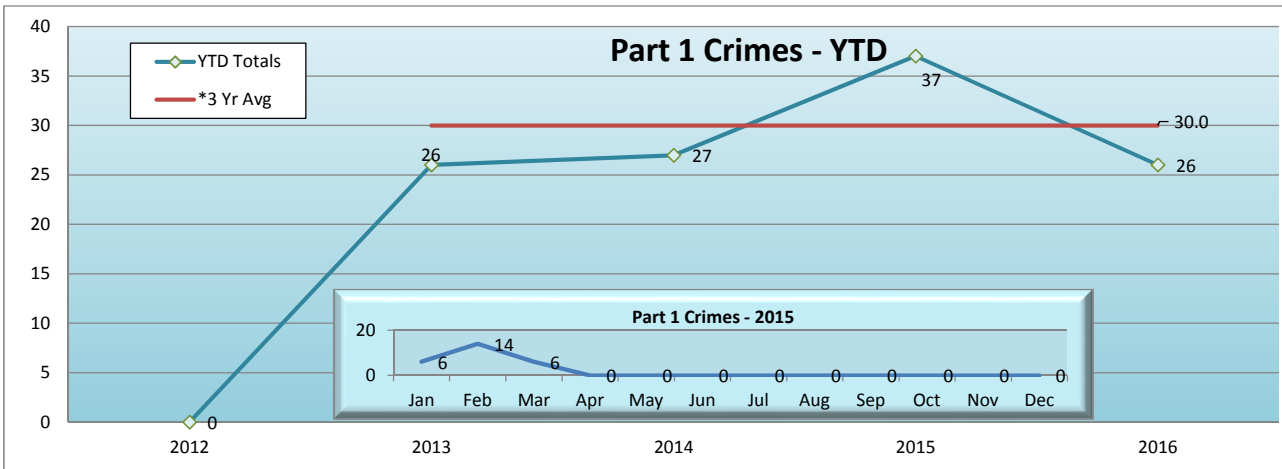
FARE ENFORCEMENT

	Mar	YTD
Ridership	843,749	2,448,483
Contacts	53,145	158,931
% of Patrons Inspected	6.30	6.49
Boardings	0	0
Ride	0	0
Fare Warning	0	0

Expo Line Highlights

The Expo Line had 11 less part 1 crime, which is a 30% decrease from the same period last year.

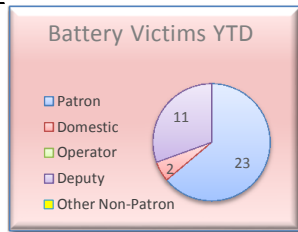
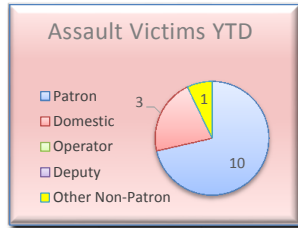
Part 1 crimes per 1,000,000 riders were down from the same period last year.



*Expo line opened in April 2012, so a 3 yr average from 2013 - 2015 is calculated.

RED LINE

REPORTED CRIME		
PART 1 CRIMES	Mar	YTD
Homicide	0	0
Rape	0	1
Robbery	2	12
Agg Assault	2	14
Agg Assault on Op	0	0
Burglary	0	0
Grand Theft	3	8
Petty Theft	3	14
Motor Vehicle Theft	1	2
Burg/Theft From Vehicle	0	0
Arson	0	0
SUB-TOTAL	11	51
Selected Part 2 Crimes		
Battery	12	36
Battery Rail Operator	0	0
Sex Offenses	2	3
Weapons	2	3
Narcotics	7	15
Trespassing	7	11
Vandalism	0	4
SUB-TOTAL	30	72
TOTAL	41	123



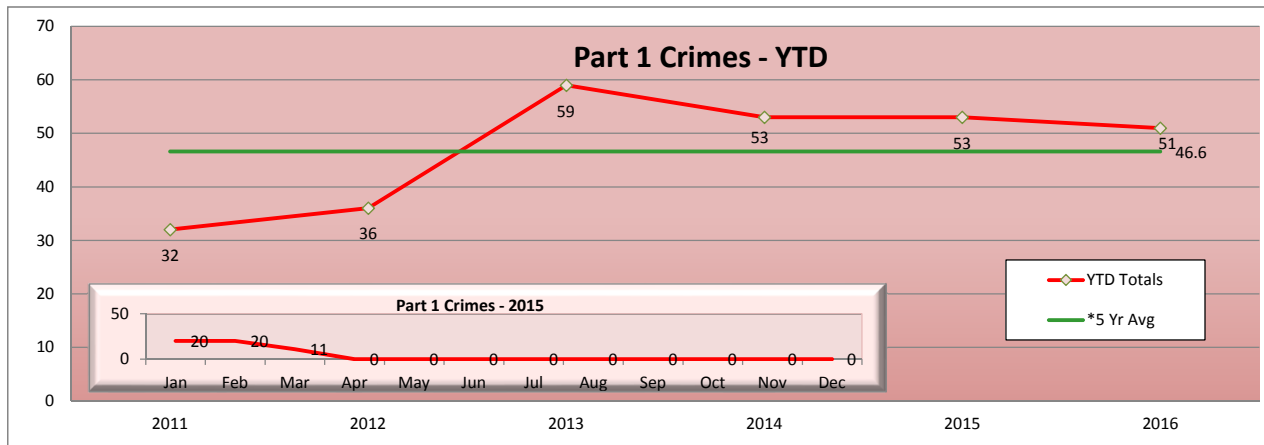
Part 1 Crimes per Station		
Station	Mar	YTD
Union Station	2	6
Civic Center	1	3
Pershing Square	0	2
7th/Metro	0	1
Westlake	1	6
Wilshire/Vermont	1	4
Wilshire/Normandie	0	0
Vermont/Beverly	0	1
Wilshire/Western	1	2
Vermont/Santa Monica	1	4
Vermont/Sunset	0	1
Hollywood/Western	0	2
Hollywood/Vine	1	4
Hollywood/Highland	0	6
Universal	1	1
North Hollywood	2	8
Red Line Rail Yard	0	0
Total	11	51

ARRESTS		
Type	Mar	YTD
Felony	17	58
Misdemeanor	69	220
TOTAL	86	278

CITATIONS		
Type	Mar	YTD
Fare Evasion Citations	1,349	3,477
Other Citations	111	373
Vehicle Code Citations	116	487
TOTAL	1,576	4,337

CALLS FOR SERVICE				
TYPE	Mar		YTD	
	Total	Avg	Total	Avg
Emergency	30	5.6	83	5.3
Priority	274	13.1	803	14.5
Routine	205	20.6	635	22.9
Total	509	15.7	1521	17.5

FARE ENFORCEMENT		
	Mar	YTD
Ridership	3,961,407	11,402,850
Contacts	247,256	700,174
% of Patrons Inspected	6.24	6.14
Boardings	0	0
Ride	0	0
Fare Warning	0	0



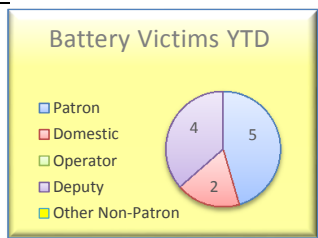
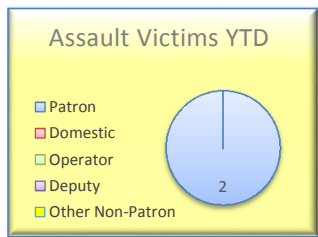
RED Line Highlights
The Red Line had 2 less part 1 crimes which is a 4% decrease from the same period last year.
Part 1 crimes per 1,000,000 riders were up from the same period last year.

*5 yr average is based on the average of part 1 crimes from 2011 - 2015.

GOLD LINE

REPORTED CRIME

PART 1 CRIMES	Mar	YTD
Homicide	0	0
Rape	0	0
Robbery	0	2
Agg Assault	0	2
Agg Assault on Op	0	0
Burglary	0	0
Grand Theft	0	1
Petty Theft	4	5
Motor Vehicle Theft	1	1
Burg/Theft From Vehicle	9	14
Arson	0	0
SUB-TOTAL	14	25
Selected Part 2 Crimes		
Battery	5	11
Battery Rail Operator	0	0
Sex Offenses	0	1
Weapons	0	0
Narcotics	0	3
Trespassing	5	19
Vandalism	7	14
SUB-TOTAL	17	48
TOTAL	31	73



Part 1 Crimes per Station

Station	Mar	YTD
Citrus	1	1
Alameda	0	0
Irwindale	0	0
Duarte	0	0
Monrovia	0	0
Arcadia	0	0
Sierra Madre	1	2
Allen	1	3
Lake	0	0
Memorial Park	0	1
Del Mar	0	0
Fillmore	0	0
South Pasadena	1	1
Highland Park	0	0
SW Museum	0	0
Heritage Square	1	1
Lincoln Heights	7	8
Chinatown	0	1
Union Station	0	0
Little Tokyo	0	0
Pico	0	0
Mariachi	0	0
Soto	0	0
Indiana	0	0
Maravilla	0	0
East La	0	0
Atlantic	2	7
Total	14	25

ARRESTS

Type	Mar	YTD
Felony	0	6
Misdemeanor	16	76
TOTAL	16	82

CITATIONS

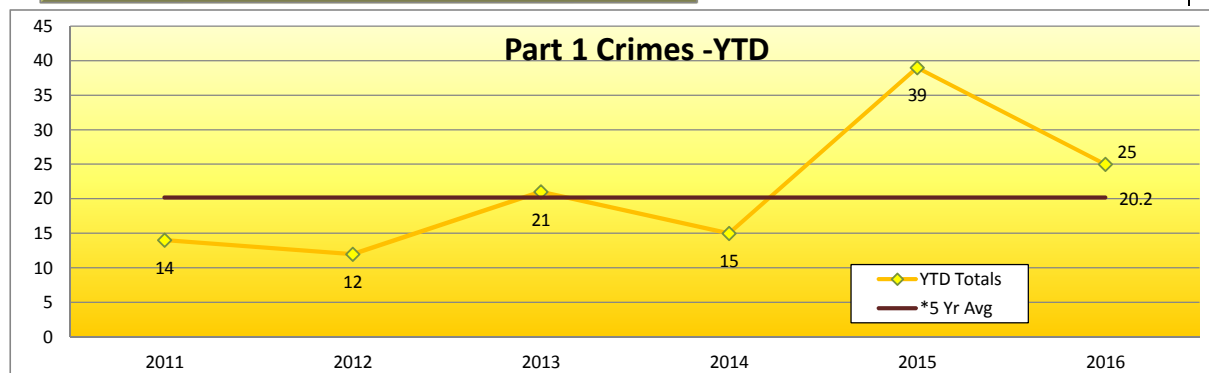

Type	Mar	YTD
Fare Evasion Citations	151	615
Other Citations	19	72
Vehicle Code Citations	110	344
TOTAL	280	1,031

CALLS FOR SERVICE

TYPE	Mar		YTD	
	Total	Avg	Total	Avg
Emergency	18	6.0	30	6.7
Priority	136	13.5	328	14.2
Routine	107	24.1	253	24.9
Total	261	17.3	611	18.3

FARE ENFORCEMENT

	Mar	YTD
Ridership	1,471,470	3,932,310
Contacts	127,756	367,406
% of Patrons Inspected	8.68	9.34
Boardings	0	0
Ride	0	0
Fare Warning	0	0



*5 yr average is based on the average of part 1 crimes from 2011 - 2015.

Gold Line Highlights

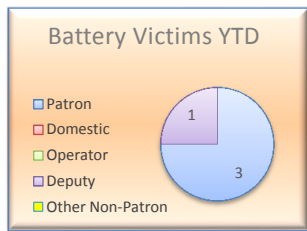
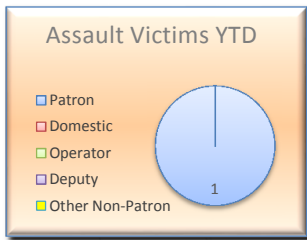
The Gold Line had 14 less part 1 crimes, which is a 36% decrease of from the same period last year.

Part 1 crimes per 1,000,000 riders were down from the same period last year.

ORANGE LINE

REPORTED CRIME

PART 1 CRIMES	Mar	YTD
Homicide	0	0
Rape	0	0
Robbery	0	1
Agg Assault	1	1
Agg Assault on Op	0	0
Burglary	0	0
Grand Theft	0	1
Petty Theft	1	4
Motor Vehicle Theft	1	1
Burg/Theft From Vehicle	0	0
Arson	0	0
SUB-TOTAL	3	8
Selected Part 2 Crimes		
Battery	1	4
Battery Bus Operator	0	0
Sex Offenses	1	2
Weapons	0	0
Narcotics	1	2
Trespassing	0	0
Vandalism	1	4
SUB-TOTAL	4	12
TOTAL	7	20



Part 1 Crimes per Station

Station	Mar	YTD
North Hollywood	0	0
Laurel Canyon	0	0
Valley College	0	0
Woodman	1	1
Van Nuys	0	2
Sepulveda	0	1
Woodley	0	0
Balboa	1	1
Reseda	0	0
Tampa	0	0
Pierce College	0	1
De Soto	0	0
Canoga	0	0
Warner Center	0	0
Sherman Way	0	0
Roscoe	0	0
Nordhoff	0	0
Chatsworth	1	2
Total	3	8

ARRESTS

Type	Mar	YTD
Felony	4	9
Misdemeanor	19	65
TOTAL	23	74

CITATIONS

Type	Mar	YTD
Fare Evasion Citations	319	698
Other Citations	16	32
Vehicle Code Citations	76	263
TOTAL	411	993

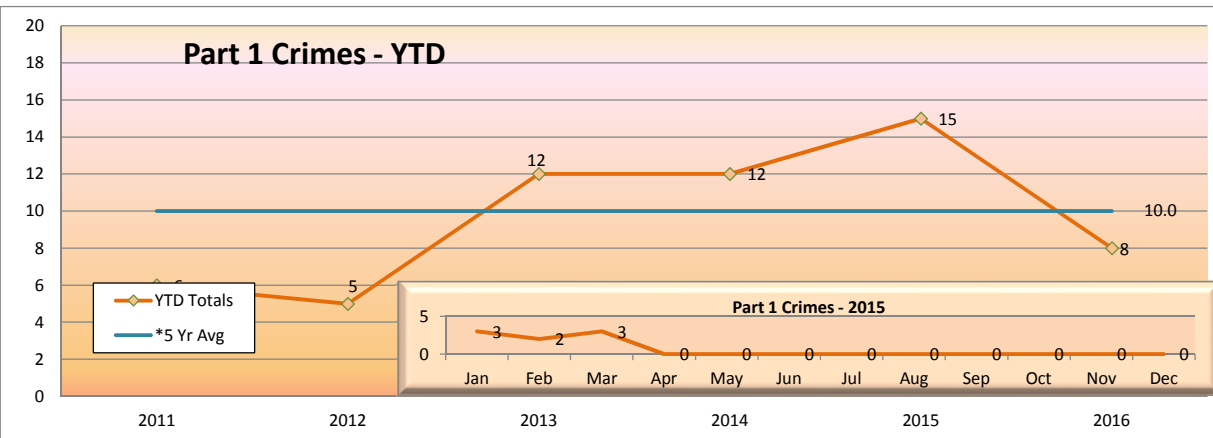
CALLS FOR SERVICE

TYPE	Mar		YTD	
	Total	Avg	Total	Avg
Emergency	7	8.3	15	9.4
Priority	59	12.9	151	13.9
Routine	28	28.1	84	23.1
Total	94	17.1	250	16.7

FARE ENFORCEMENT

	Mar	YTD
Ridership	719,160	1,991,693
Contacts	73,049	209,040
% of Patrons Inspected	10.16	10.50
Boardings	0	0
Ride	0	0
Fare Warning	0	0

Part 1 Crimes - YTD



Orange Line Highlights

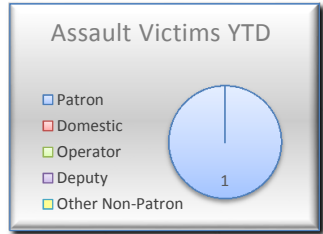
The Orange Line had 7 less part 1 crimes, which is a 47% decrease from the same period last year.

Part 1 crimes per 1,000,000 riders were up from the same period last year.

SILVER LINE

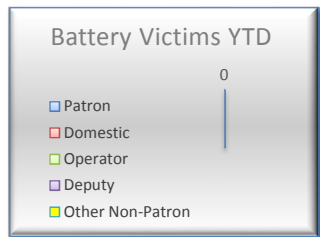
REPORTED CRIME

PART 1 CRIMES	Mar	YTD
Homicide	0	0
Rape	0	0
Robbery	0	3
Agg Assault	0	1
Agg Assault on Op	0	0
Burglary	0	0
Grand Theft	0	0
Petty Theft	0	0
Motor Vehicle Theft	0	0
Burg/Theft From Vehicle	0	0
Arson	0	0
SUB-TOTAL	0	4



Part 1 Crimes per Station

Station	Mar	YTD
El Monte	0	0
Cal State LA	0	0
LAC/USC	0	1
Alameda	0	0
Downtown	0	1
37th St/USC	0	0
Slauson	0	0
Manchester	0	0
Harbor Fwy	0	2
Rosecrans	0	0
Harbor/Gateway	0	0
Total	0	4



Selected Part 2 Crimes	Mar	YTD
Battery	0	0
Battery Bus Operator	0	0
Sex Offenses	0	1
Weapons	1	1
Narcotics	0	0
Trespassing	0	0
Vandalism	0	0
SUB-TOTAL	1	2
TOTAL	1	6

ARRESTS

Type	Mar	YTD
Felony	3	3
Misdemeanor	2	6
TOTAL	5	9

CITATIONS

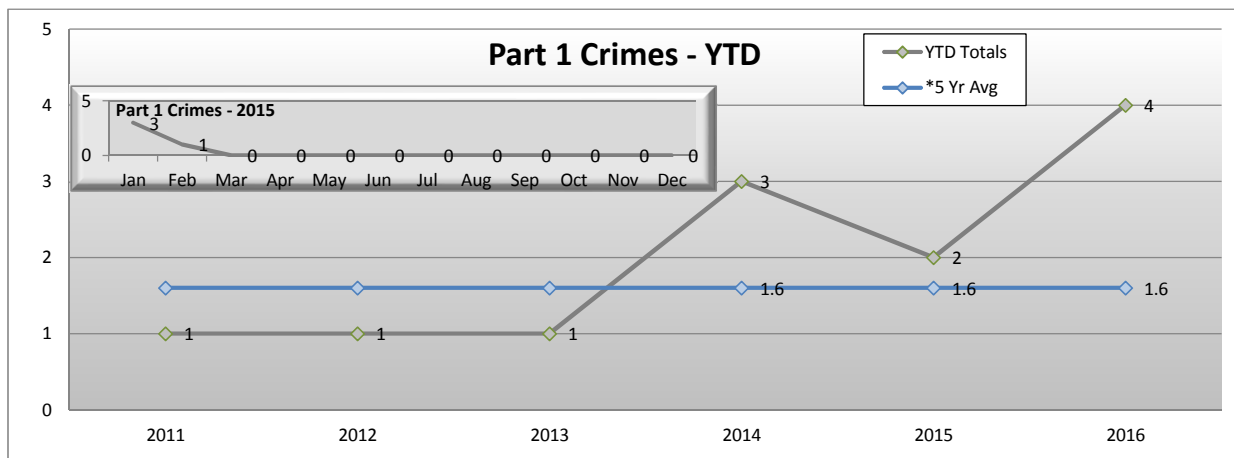
Type	Mar	YTD
Fare Evasion Citations	0	2
Other Citations	31	65
Vehicle Code Citations	31	74
TOTAL	62	141

CALLS FOR SERVICE

TYPE	Mar		YTD	
	Total	Avg	Total	Avg
Emergency	0	N/A	2	6.0
Priority	24	7.0	39	8.7
Routine	26	11.3	37	19.1
Total	50	9.2	78	13.6

FARE ENFORCEMENT

	Mar	YTD
Ridership	407,574	1,187,446
Contacts	0	1,249
% of Patrons Inspected	0.00	0.11
Boardings	0	0
Ride	0	0
Fare Warning	0	2



Silver Line Highlights

The Silver Line had 2 more part 1 crimes compared to the same period last year.

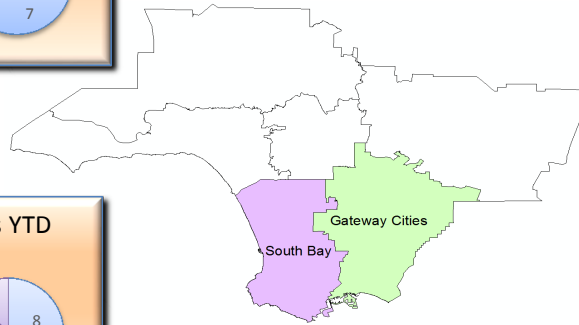
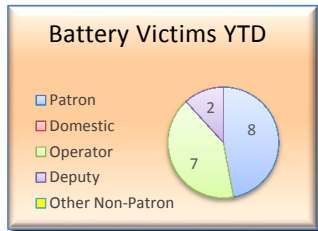
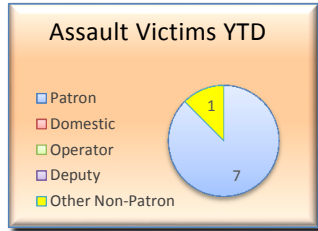
Part 1 crimes per 1,000,000 riders were up from the same period last year.

*5 yr average is based on the average of part 1 crimes from 2011 - 2015.

South Bus Patrol

REPORTED CRIME		
PART 1 CRIMES	Mar	YTD
Homicide	0	0
Rape	0	0
Robbery	2	9
Agg Assault	3	8
Agg Assault on Op	0	0
Burglary	0	0
Grand Theft	6	9
Petty Theft	3	9
Motor Vehicle Theft	0	2
Burg/Theft From Vehicle	1	3
Arson	0	0
SUB-TOTAL	15	40
Selected Part 2 Crimes		
Battery	2	10
Battery Bus Operator	4	7
Sex Offenses	1	4
Weapons	0	4
Narcotics	0	4
Trespassing	1	1
Vandalism	3	11
SUB-TOTAL	11	41
TOTAL	26	81

Part 1 Crimes per Sector		
Sector	Mar	YTD
Gateway Cities	1	6
South Bay	14	34
Total	15	40



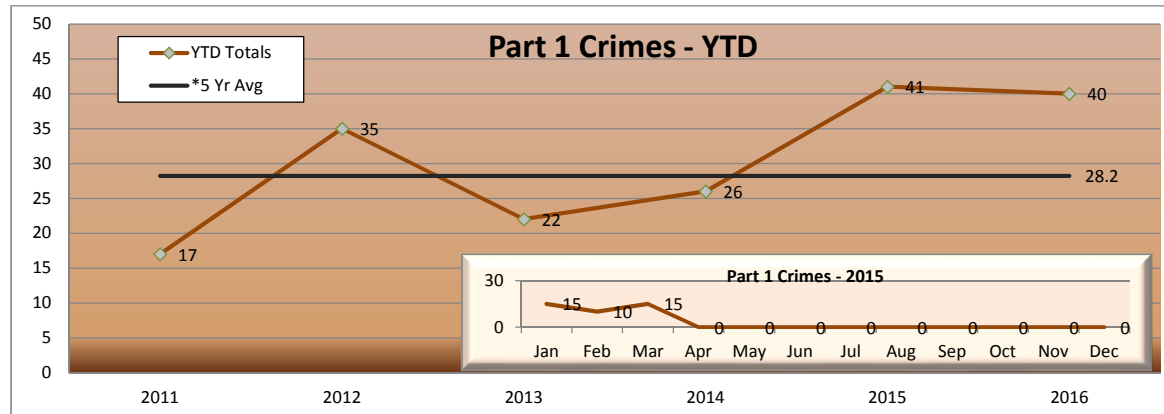
ARRESTS		
Type	Mar	YTD
Felony	16	36
Misdemeanor	52	91
TOTAL	68	127

CITATIONS		
Type	Mar	YTD
Fare Evasion Citations	10	16
Other Citations	4	9
Vehicle Code Citations	6	27
TOTAL	20	52

CALLS FOR SERVICE				
TYPE	Mar		YTD	
	Total	Avg	Total	Avg
Emergency	17	11.1	40	9.1
Priority	201	17.5	480	15.8
Routine	88	27.1	249	28.7
Total	306	19.9	769	19.7

FARE ENFORCEMENT*

*South Bus Fare Enforcement data is combined with North Bus.



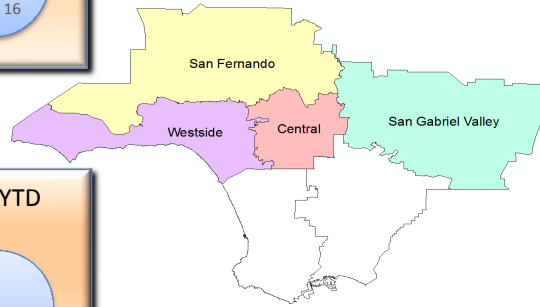
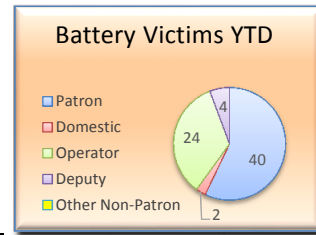
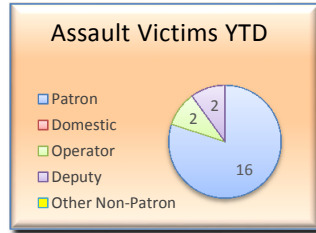
South Bus Highlights
The South bus Lines had 1 less part 1 crimes, which is a 2% decrease from the same period last year.

*5 yr average is based on the average of part 1 crimes from 2011 - 2015.

North Bus Patrol

REPORTED CRIME		
PART 1 CRIMES	Mar	YTD
Homicide	0	0
Rape	0	0
Robbery	3	14
Agg Assault	5	18
Agg Assault on Op	1	2
Burglary	2	2
Grand Theft	6	29
Petty Theft	10	26
Motor Vehicle Theft	0	1
Burg/Theft From Vehicle	3	4
Arson	1	1
SUB-TOTAL	31	97
Selected Part 2 Crimes		
Battery	14	46
Battery Bus Operator	9	24
Sex Offenses	4	12
Weapons	2	4
Narcotics	3	9
Trespassing	1	1
Vandalism	6	25
SUB-TOTAL	39	121
TOTAL	70	218

Part 1 Crimes per Sector		
Sector	Mar	YTD
San Gabriel	1	4
Westside	0	6
San Fernando	5	13
Central	25	74
Total	31	97

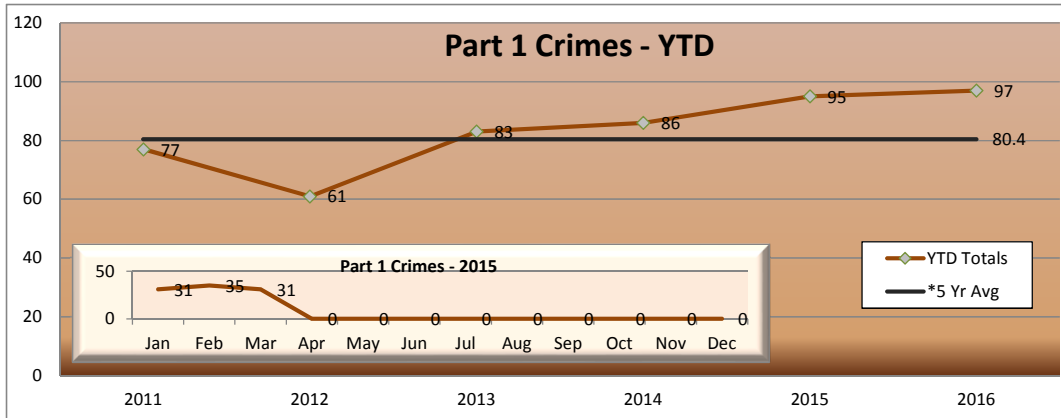


ARRESTS		
Type	Mar	YTD
Felony	17	36
Misdemeanor	80	184
TOTAL	97	220

CITATIONS		
Type	Mar	YTD
Fare Evasion Citations	40	143
Other Citations	21	57
Vehicle Code Citations	1,169	3,362
TOTAL	1,230	3,562

CALLS FOR SERVICE				
TYPE	Mar		YTD	
	Total	Avg	Total	Avg
Emergency	55	8.4	110	9.3
Priority	406	15.2	1,321	15.5
Routine	312	29.3	877	28.6
Total	773	20.4	2,308	20.2

FARE ENFORCEMENT		
	Mar	YTD
Ridership*	26,275,591	75,120,652
Contacts	3,107	6,809
% of Patrons Inspected	0.01	0.01
Boardings	3,459	11,141
Rides	2,054	5,449
Fare Warning	465	1,204

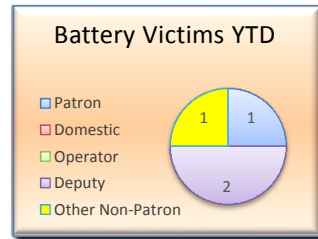
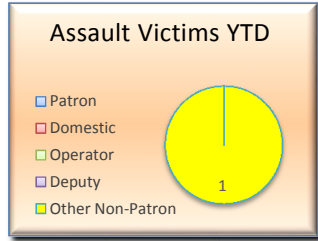


North Bus Highlights
The North Bus Lines had 2 more part 1 crimes, which is a 2% increase from the same period last year.

*5 yr average is based on the average of part 1 crimes from 2011 - 2015.

Union Station

REPORTED CRIME		
PART 1 CRIMES	Mar	YTD
Homicide	0	0
Rape	0	1
Robbery	0	0
Agg Assault	0	1
Agg Assault on Op	0	0
Burglary	1	4
Grand Theft	0	0
Petty Theft	2	6
Motor Vehicle Theft	0	0
Burg/Theft From Vehicle	0	0
Arson	0	0
SUB-TOTAL	3	12
Selected Part 2 Crimes		
Battery	1	4
Battery Bus Operator	0	0
Sex Offenses	0	1
Weapons	0	0
Narcotics	0	0
Trespassing	0	0
Vandalism	0	0
SUB-TOTAL	1	5
TOTAL	4	17



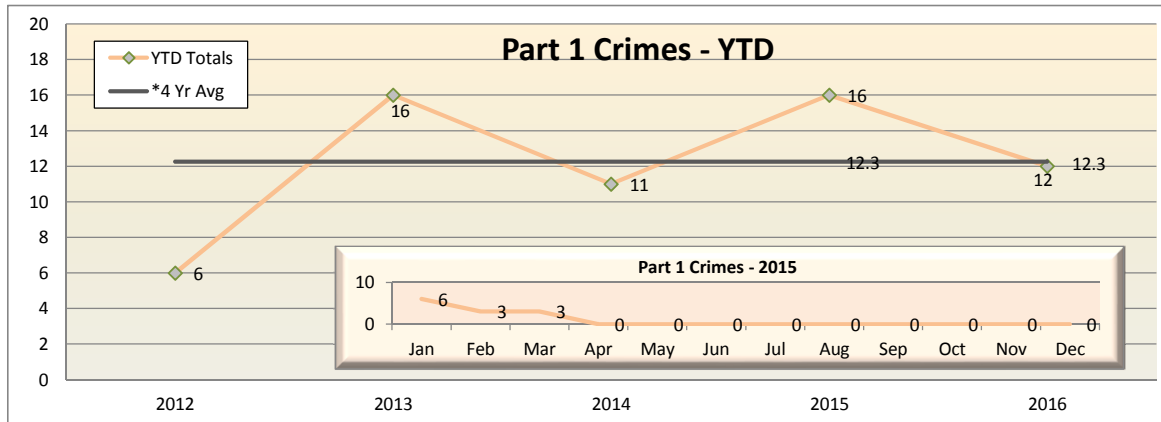
Part 1 Crimes at Union Station		
Side	Mar	YTD
Westside	2	10
Eastside	1	2
Total	3	12



ARRESTS		
Type	Mar	YTD
Felony	2	7
Misdemeanor	11	24
TOTAL	13	31

CITATIONS		
Type	Mar	YTD
Fare Evasion Citations	5	16
Other Citations	13	41
Vehicle Code Citations	18	29
TOTAL	36	86

CALLS FOR SERVICE				
TYPE	Mar		YTD	
	Total	Avg	Total	Avg
Emergency	0	N/A	4	1.5
Priority	24	7.0	72	6.8
Routine	26	11.3	64	13.2
Total	50	9.2	140	9.6



Union Station Highlights

Union Station had 4 less part 1 crimes, which is a 25% decrease from the same period last year.

*4 yr average is based on the average of part 1 crimes from 2012 - 2015.



LOS ANGELES COUNTY SHERIFF'S DEPARTMENT
 TRANSIT POLICING DIVISION
 RONENE M. ANDA, CHIEF

**ALLOCATION OF LAW ENFORCEMENT SERVICES
 RESERVE COMPANY SERVICES
 MARCH 2016**

	JAN	FEB	MAR	APR	MAY	JUN	JUL	AUG	SEP	OCT	NOV	DEC	YTD
TSB San Fernando Valley	12	40	61										113
Westside/Central Motors	161	120	155										436
SGV Volunteer Company	16	21	24										61
Blue/Green Line Sector	16	16	16										48
TOTAL	205	197	256	0	0	0	0	0	0	0	0	0	658

*Each month, Reserve totals will display totals from the previous month because totals are not submitted until the end of each month.

The LASD reserve units are attached to regular LASD units of assignments. The reserves are there to perform the same function as any deputy. In that way, the reserves augment the force at no increase in cost. Contract agencies benefit significantly by the presence of reserves since they are directly paying for the LASD contract and do not have to pay for the additional reserve force.

*N/C = Not Complete

www.lasdreserve.org

Bus Operator Assault Matrix

Reason	Line	Div	Type	Date	Day	Time	Narrative	Flye r	Barrie r	Arrest	Charges Requeste d	Charge s Filed	Sentence (Probation/Ti me/Jail or Prison)
Passenger Pass Up	L244	15	Battery	1/6/2016	Wed	21:00	Sus MB/50/510/180/Blk/Bro spit in the bus op face for passing him up, no barrier	Y					
Fare	L2	10	Battery	1/8/2016	Fri	19:37	Battery sus arrested for bumping bus op outside of bus after she asked for fare, barrier, only half shut						
Fare	L111	18	Battery	1/11/2016	Mon	15:15	Sus MH/35/601/250 spit on the bus op after he was asked for fare	Y					
Demand Stop	L207	18	Battery	1/16/2016	Sat	12:52	Battery sus arrested for spitting on bus op after he wouldn't stop the bus where the sus wanted						
Missed stop	L164	8	Battery	1/17/2016	Sun	17:19	Battery sus arrested for puchning bus op in the face for missing her stop, no barrier						
Fare	L240	8	Battery	1/21/2016	Thu	17:50	Sus MB/18-20 threw cold liquid on bus op after sus stated his TAP card wasn't working, vic said Whatever, no barrier						
Disorderly	L245	8	Battery	2/2/2016	Tue	16:30	Sus FW/25-30 spit on bus op when he asked her to leave for yelling, no barrier						
Other/Bus Pass	L45	1	Battery	2/3/2016	Wed	9:25	Sus MB/25-30/511/thin spit on bus op after he asked to see his day pass						
Policy/door	L243	8	Battery	2/5/2016	Fri	11:30	Battery sus arrested for throwing coin slot cover at bus op for not holding bus for her brother and requesting fare						
No Reason	L-Unk	3	Battery	2/10/2016	Wed	23:20	Sus MH/25/507/508/175 punched bus op in the face unprovoked, no barrier						
Missed stop	L51	2	Battery	2/13/2016	Sat	12:15	Battery sus arrested for hitting bus op in the head with a purse for missing a stop, barrier installed, only bottom portion being used						
Other/Calling Police	L115	18	Battery	2/13/2016	Sat	16:10	Battery sus arrested for assaulting vic1 and then spitting on bus op for calling the police						
Fare	L62	1	Battery	2/19/2016	Fri	9:59	Sus MB/20-25/511/170 reached over barrier and poured water on bus op after he asked for fare, barrier in use						
No Reason	L165	9	Battery	2/20/2016	Sat	11:45	Sus MW/509/170/Bro/Blu grabbed bus op shoulders with both hands and held on, vic pushed him away						
Mentally ill	L234	15	Battery	2/21/2016	Sun	19:46	Battery sus arrested for attacking bus op and 2 other patrons, mentally ill, happened outside bus (no barrier)						
Missed stop	L705	7	Battery	2/26/2016	Fri	16:32	Sus MB/20/507/140 spit on bus op for passing sus stop b/c it was a rapid bus, no barrier						
No Reason	L110	5	Battery	2/27/2016	Sat	13:34	Sus MB/50/600/165/Blk/Bro attempted to assault bus op for no reason, but was unable to get to vic because barrier was up, vic hurt his knee & back avoiding sus						
Policy/Blocking	L2		Battery	2/29/2016	Mon	22:20	Sus MW/35/207/150 spit on bus op for telling sus to move bags out of the aisle						

*Highlighted in yellow: have court dates pending or have been referred to the LA County Attorney's Office with no disposition yet.

ATTACHMENT B

Reason	Line	Div	Type	Date	Day	Time	Narrative	Flyer	Barrier	Arrest	Charges Requested	Charges Filed	Sentence (Probation/Tme/Jail or Prison)
Policy/end of line	L210		Battery	3/6/2016	Sun	23:08	Sus MB/20s/508/160/Blk/Brn punched the bus op in the face for vic asking him to leave at the end of the line, no barrier (bus op standing in front of bus)						
Policy/out of service	L704		Battery	3/7/2016	Mon	10:00	Battery sus arrested for pushing & punching bus op for asking sus to exit bus at the end of service, no barrier (bus op standing in front of bus)						
Policy/drugs	L40		Battery	3/9/2016	Wed	15:55	L40 MLK Blvd/Normandie 3/9 1555hrs - Battery sus arrested for throwing cold liquid on the bus op after telling sus he could not board w/ marijuana,						
Policy/Boarding	L487		Battery	3/10/2016	Thu	14:20	Battery sus arrested for punching and kicking bus op outside bus when vic told her to board at passenger pickup, no barrier (outside bus)						
Other/Closed door on sus	L204		Battery	3/11/2016	Fri	23:01	Sus FB/25-35 kicked and slapped the bus op for closing the rear door on her						
Policy/Boarding	L745		Battery	3/12/2016	Sat	5:40	Battery sus arrested for spitting on bus op after he told sus he would have to board at the bus stop, (spit through window)						
Missed stop	L728		Battery	3/17/2016	Thu	10:50	Sus MB/60s/600/160-170/Bald spit on the bus op for rapid bus missing his designated stop, no barrier - but monitor						
Other/Indecent Behavior	L90		Assault	3/19/2016	Sat	12:10	Assault sus arrested for swinging plank at bus op outside bus when vic asked sus to exit dur to indecent behavior, no barrier (outside)						
Demand Stop	L45		Battery	3/19/2016	Sat	15:58	Battery sus arrested for punching bus op in the face and demanded to be let out of the bus						
Other/Closing door on sus	L270		Battery	3/24/2016	Thu	18:00	Sus MW/35-40/600/180 punched the bus op in the face for not stopping to pick him up and closing the doors on his wife						
Fare	L207		Battery	3/25/2016	Fri	18:40	Sus MB/510/180/40yrs spit on bus op over not having fare						
Missed stop	L207		Battery	3/26/2016	Sat	17:55	Sus FB/18-25/504/slim/Brn/Brn threw dirt on bus op after missing stop						
Missed stop	L45		Battery	3/27/2016	Sun	10:41	Sus FB/506/160/30-40 punched bus op 3 times for missing stop						

*Highlighted in yellow: have court dates pending or have been referred to the LA County Attorney's Office with no disposition yet.

**Board Report**

File #: 2016-0360, **File Type:** Contract**Agenda Number:** 37

**AD HOC TRANSIT POLICING OVERSIGHT COMMITTEE
MAY 19, 2016****SUBJECT: TRANSIT COMMUNITY POLICING SERVICES****ACTION: CONTRACT MODIFICATION****RECOMMENDATION**

AUTHORIZE the Chief Executive Officer to execute Modification No. 13 to Memorandum of Understanding (MOU) No. PS2610LASD with the **County of Los Angeles Sheriff's Department (LASD) to provide law enforcement services** for up to six (6) months for the period covering July 1, 2016 through December 31, 2016 in the amount of \$56,296,146, thereby increasing the total contract value from \$569,570,714 to \$625,866,860.

ISSUE

The current Memorandum of Understanding (MOU) with the Los Angeles Sheriff's Department (LASD) will expire on June 30, 2016. The proposed MOU modification will extend the term of the MOU to align with the scheduled implementation date of the new Transit Policing contract.

DISCUSSION

On June 18, 2015, the Board authorized a twelve (12) month contract extension of the LASD contract, for the period covering July 1, 2015 through June 30, 2016, to complete the following items:

1. Review draft Transit Policing Statement of Work with the Ad Hoc Transit Policing Oversight Committee Board members (Per Motion By: Mayor Garcetti, Supervisor Molina, Supervisor Antonovich, and Director Fasana);
2. Release the Request for Proposal for Transit Policing Contract; and
3. Provide Law Enforcement Services to Foothill and Expo Extensions and add additional administrative staff and Deputies to support the new Transit Policing Division and current rail lines.

On February 5, 2016, Metro issued a new solicitation for a five-year Transit Policing contract. The statement of work took into consideration the workload and staffing recommendations of the Office of the Inspector General (based on a Board directed audit conducted by Bazilio Cobb Associates of the current LASD MOU). Following the release of the solicitation, one of the proposers requested a sixty (60) day extension. Proposals are now due on May 27, 2016. Staff anticipates bringing an award

recommendation to the September Board meeting.

The extended solicitation period provided potential proposers with additional time to obtain the necessary internal approvals and consider alternative technical proposals.

Staff is requesting a six (6) month extension to the current contract to ensure continuous safety and protection for our patrons, employees and critical infrastructure protection until a new contract is in place.

DETERMINATION OF SAFETY IMPACT

The authorization of FY17 contract extension will provide a positive impact on safety for our employees and patrons by mitigating potential terrorist incidents and deterring crimes on our transit system.

FINANCIAL IMPACT

The funding of \$56,296,146 for Modification No. 13 is included in the FY17 budget in Cost Center 2610, System Security and Law Enforcement, under multiple bus and rail operating projects in Account 50320-Contract Services

Impact on Bus and Rail Operating and Capital Budget

The FY17 funding for contract Transit Policing Services will come from Enterprise Fund revenues (fares, sales tax revenues, and TDA4). These funds are eligible for bus and rail operating and capital expenses.

ALTERNATIVES CONSIDERED

The Board may decide not to authorize the modification to the existing contract. The alternative is not recommended because this is a critical security program and we do not currently have in place an alternative policy or strategy, nor do we have security assets to provide the current level of protection for our customers and employees that will be supported by Modification No. 13. Further, this would result in a minimal level of protection for our customers, employees, and critical infrastructure.

NEXT STEPS

Upon approval by the Board, staff will execute Modification No. 13 with LASD under the current MOU No. PS2610LASD to continue providing transit law enforcement services until the replace contract begins.

Metro staff intends to return to the Board in September 2016 to recommend award of a new Transit Policing contract.


ATTACHMENTS

Attachment A - Procurement Summary
Attachment B - Contract Modification/Change Order Log
Attachment C - DEOD Summary

Prepared by: Alex Wiggins, Executive Officer, System, Security & Law Enforcement, (213) 922-4433

Reviewed by: Ivan Page, Interim Executive Director, Vendor/Contract Management, (213) 922-6383

Stephanie Wiggins, Deputy Chief Executive Officer, (213) 922-1023



Phillip A. Washington
Chief Executive Officer

PROCUREMENT SUMMARY

TRANSIT COMMUNITY POLICING SERVICES/PS2610LASD

1.	Contract Number: PS2610LASD		
2.	Contractor: County of Los Angeles Sheriff's Department		
3.	Mod Work Description: Continuation of Transit Law Enforcement Services		
4.	Contract Work Description: Transit Community Policing Services		
5.	The following data is current as of : April 12, 2016		
6.	Contract Completion Status		Financial Status
	Contract Awarded:	07/01/09	Contract Award Amount: \$65,921,937
	Notice to Proceed (NTP):	N/A	Total of Modifications Approved: \$503,648,777
	Original Complete Date:	06/30/12	Pending Modifications (including this action): \$56,296,146
	Current Est. Compete Date:	06/30/16	Current Contract Value (with this action): \$625,866,860
7	Contract Administrator: Aielyn Q. Dumaua		Telephone Number: (213) 922-7320
8	Project Manager: Alex Wiggins		Telephone Number: (213) 922-4433

A. Procurement Background

This board action is to approve Modification No. 13 issued in support of continued Metro system-wide law enforcement services, as set forth in Memorandum of Understanding (MOU) PS2610LASD currently in effect between Metro and Los Angeles County Sheriff's Department (LASD).

This modification will be processed in accordance with Metro's Acquisition Policy. The contract type is firm fixed unit rate.

The MOU with LASD was originally approved for a five-year term covering the period July 1, 2009 through June 30, 2014 (inclusive of two one-year options). Several contract actions/modifications have been executed and approved by the Board.

(Refer to Attachment B – Contract Modification/Change Order Log)

B. Cost/Price Analysis

The recommended price has been determined to be fair and reasonable based upon LASD's proposed rates established on an annual basis by the County of Los Angeles Auditor/Controller as required by Government Code Section 53069.8(b). The proposed rates were reviewed and found to be consistent with the pricing established by the Auditor-Controller.

Proposal Amount	Metro ICE	Negotiated Amount
\$56,296,146	\$56,301,059	\$56,296,146

CONTRACT MODIFICATION/CHANGE LOG

TRANSIT COMMUNITY POLICING SERVICES/PS2610LASD

Mod No.	Description	Status (approved or pending)	Date	\$ Amount
1	Provide additional law enforcement personnel for the Metro Gold Line Eastside extension.	Approved	12/10/09	\$2,895,460
1-A	Threat Interdiction Unit (TIU) - grant funded	Approved	12/10/09	\$943,216
2	Funding for the period July 1, 2010 through June 30, 2011, the second year of the base contract.	Approved	7/22/10	\$62,937,004
3	Funding for the period July 1, 2011 through July 31, 2011.	Approved	6/22/11	\$5,470,211
4	Funding for the period August 1, 2011 through September 30, 2011. In addition, LASD shall provide specified Access Services in the amount of \$227,461 for the period July 1, 2011 through June 30, 2012	Approved	8/4/11	\$11,167,883
5	Funding for the period October 1, 2011 through October 31, 2011	Approved	9/22/11	\$5,470,211
6	Funding for November 1, 2011 through June 30, 2012, the remaining portion of the third year of the base contract	Approved	11/1/11	\$58,844,951
7	Item D of Article 20, Standards of Performance of the MOU was revised to allow LASD assigned personnel to complete "Patrol Training" at Metro	Approved	8/1/12	\$0

Mod no.	Description	Status (approved or pending)	Date	\$ Amount
8	Exercise Option No. 1 to extend the period of performance from July 1, 2012 through June 30, 2013 and increase contract value. <i>Note: Board approval was for \$80,622,796 but MOD 8 was issued in the reduced amount of \$80,325,626</i>	Approved	8/1/12	\$80,325,626
9	Exercise Option 2 to extend the period of performance from July 1, 2013 through June 30, 2014 and provide dedicated law enforcement staff for the TAP program.	Approved	9/1/13	\$83,855,638
10	Extend the term of the MOU for 6 months from July 1, 2014 through December 31, 2014	Approved	6/5/14	\$44,443,488
11	Extended the term of the MOU for 6 months from January 1, 2015 through June 30, 2015	Approved	1/1/15	\$44,443,488
12	Extended term of the MOU for one year from July 1, 2015 through June 30, 2016 and provided additional law enforcement personnel for the Gold Line and Expo Line extensions.	Approved	7/1/15	\$102,851,601
13	Six-month extension of the term of the MOU from July 1, 2016 through December 31, 2016	Pending	5/19/16	\$56,296,146
	Modification 1 thru 13 Total:			\$559,944,923
	Original Contract:			\$ 65,921,937
	Total:			\$625,866,860

DEOD SUMMARY

TRANSIT COMMUNITY POLICING SERVICES / PS2610LASD

A. Small Business Participation

The Diversity and Economic Opportunity Department (DEOD) did not establish a Disadvantaged Business Enterprise (DBE) goal for this project as there were no identified subcontracting opportunities. The County of Los Angeles Sheriff's Department (LASD) provides transit policing services with their own workforces.

B. Living Wage and Service Contract Worker Retention Policy Applicability

The Living Wage and Service Contract Worker Retention Policy is not applicable to this modification.

C. Prevailing Wage Applicability

Prevailing wage is not applicable to this modification.

D. Project Labor Agreement/Construction Careers Policy

Project Labor Agreement/Construction Careers Policy is not applicable to this contract.