

Metro

*Los Angeles County Metropolitan Transportation Authority
One Gateway Plaza
3rd Floor Board Room
Los Angeles, CA*



Agenda - Final

Thursday, February 15, 2018

10:15 AM

**One Gateway Plaza, Los Angeles, CA 90012,
3rd Floor, Metro Board Room**

Construction Committee

James Butts, Chair

Jacquelyn Dupont-Walker, Vice Chair

Robert Garcia

Janice Hahn

Sheila Kuehl

Carrie Bowen, non-voting member

Phillip A. Washington, Chief Executive Officer

METROPOLITAN TRANSPORTATION AUTHORITY BOARD RULES
(ALSO APPLIES TO BOARD COMMITTEES)

PUBLIC INPUT

A member of the public may address the Board on agenda items, before or during the Board or Committee's consideration of the item for one (1) minute per item, or at the discretion of the Chair. A request to address the Board should be submitted in person at the meeting to the Board Secretary. Individuals requesting to speak on more than three (3) agenda items will be allowed to speak up to a maximum of three (3) minutes per meeting. For individuals requiring translation service, time allowed will be doubled.

Notwithstanding the foregoing, and in accordance with the Brown Act, this agenda does not provide an opportunity for members of the public to address the Board on any Consent Calendar agenda item that has already been considered by a Committee, composed exclusively of members of the Board, at a public meeting wherein all interested members of the public were afforded the opportunity to address the Committee on the item, before or during the Committee's consideration of the item, and which has not been substantially changed since the Committee heard the item.

The public may also address the Board on non-agenda items within the subject matter jurisdiction of the Board during the public comment period, which will be held at the beginning and/or end of each meeting. Each person will be allowed to speak for up to three (3) minutes per meeting and may speak no more than once during the Public Comment period. Speakers will be called according to the order in which the speaker request forms are received. Elected officials, not their staff or deputies, may be called out of order and prior to the Board's consideration of the relevant item.

In accordance with State Law (Brown Act), all matters to be acted on by the MTA Board must be posted at least 72 hours prior to the Board meeting. In case of emergency, or when a subject matter arises subsequent to the posting of the agenda, upon making certain findings, the Board may act on an item that is not on the posted agenda.

CONDUCT IN THE BOARD ROOM - The following rules pertain to conduct at Metropolitan Transportation Authority meetings:

REMOVAL FROM THE BOARD ROOM The Chair shall order removed from the Board Room any person who commits the following acts with respect to any meeting of the MTA Board:

- a. Disorderly behavior toward the Board or any member of the staff thereof, tending to interrupt the due and orderly course of said meeting.
- b. A breach of the peace, boisterous conduct or violent disturbance, tending to interrupt the due and orderly course of said meeting.
- c. Disobedience of any lawful order of the Chair, which shall include an order to be seated or to refrain from addressing the Board; and
- d. Any other unlawful interference with the due and orderly course of said meeting.

INFORMATION RELATING TO AGENDAS AND ACTIONS OF THE BOARD

Agendas for the Regular MTA Board meetings are prepared by the Board Secretary and are available prior to the meeting in the MTA Records Management Department and on the Internet. Every meeting of the MTA Board of Directors is recorded on CD's and as MP3's and can be made available for a nominal charge.

DISCLOSURE OF CONTRIBUTIONS

The State Political Reform Act (Government Code Section 84308) requires that a party to a proceeding before an agency involving a license, permit, or other entitlement for use, including all contracts (other than competitively bid, labor, or personal employment contracts), shall disclose on the record of the proceeding any contributions in an amount of more than \$250 made within the preceding 12 months by the party, or his or her agent, to any officer of the agency, additionally PUC Code Sec. 130051.20 requires that no member accept a contribution of over ten dollars (\$10) in value or amount from a construction company, engineering firm, consultant, legal firm, or any company, vendor, or business entity that has contracted with the authority in the preceding four years. Persons required to make this disclosure shall do so by filling out a "Disclosure of Contribution" form which is available at the LACMTA Board and Committee Meetings. Failure to comply with this requirement may result in the assessment of civil or criminal penalties.

ADA REQUIREMENTS

Upon request, sign language interpretation, materials in alternative formats and other accommodations are available to the public for MTA-sponsored meetings and events. All requests for reasonable accommodations must be made at least three working days (72 hours) in advance of the scheduled meeting date. Please telephone (213) 922-4600 between 8 a.m. and 5 p.m., Monday through Friday. Our TDD line is (800) 252-9040.

LIMITED ENGLISH PROFICIENCY

A Spanish language interpreter is available at all Board Meetings. Interpreters for Committee meetings and all other languages must be requested 72 hours in advance of the meeting by calling (213) 922-4600 or (323) 466-3876.



323.466.3876 x2

Español

323.466.3876 x3

한국어

日本語

中文

русский

ភាសាខ្មែរ

ภาษาไทย

Tiếng Việt

ភាសាជប៉ុន

HELPFUL PHONE NUMBERS

Copies of Agendas/Record of Board Action/Recordings of Meetings - (213) 922-4880 (Records Management Department)

General Information/Rules of the Board - (213) 922-4600

Internet Access to Agendas - www.metro.net

TDD line (800) 252-9040

NOTE: ACTION MAY BE TAKEN ON ANY ITEM IDENTIFIED ON THE AGENDA

CALL TO ORDER**ROLL CALL**

29. **SUBJECT: PROGRAM MANAGEMENT MAJOR PROJECT STATUS REPORT** [2017-0884](#)

RECOMMENDATION

RECEIVE oral report on the Major Project Status by the Chief Program Management Officer.

Attachments: [Program Management Major Project Status Report - February 2018](#)

30. **SUBJECT: PROJECT LABOR AGREEMENT/CONSTRUCTION CAREERS POLICY (PLA/CCP)** [2017-0887](#)

RECOMMENDATION

RECEIVE AND FILE the:

- A. Status update on the Project Labor Agreement and Construction Careers Policy programs through the quarter ending December 2017; and
- B. Female Utilization Action Plan Update.

Attachments: [Attachment A - PLA CCP Completed Contracts](#)
[Attachment B - PLA CCP Report Data](#)

Adjournment**GENERAL PUBLIC COMMENT**

Consideration of items not on the posted agenda, including: items to be presented and (if requested) referred to staff; items to be placed on the agenda for action at a future meeting of the Committee or Board; and/or items requiring immediate action because of an emergency situation or where the need to take immediate action came to the attention of the Committee subsequent to the posting of the agenda.



Board Report

File #: 2017-0884, File Type: Oral Report / Presentation

Agenda Number: 29.

CONSTRUCTION COMMITTEE FEBRUARY 15, 2018

**SUBJECT: PROGRAM MANAGEMENT MAJOR PROJECT STATUS
REPORT**

ACTION: RECEIVE ORAL REPORT

RECOMMENDATION

RECEIVE oral report on the Major Project Status by the Chief Program Management Officer.

DISCUSSION

- A. Update report covering the month of February 2018 by the Chief Program Management Officer; and
- B. At the January 2018 Board meeting, staff summarized the positive program results and impacts of the one-year pilot program, which the Board approved in January 2017, authorizing the CEO to negotiate and execute project-related agreements, including contract modification (s) up to the authorized Life of Project budget, to streamline project management of the four (4) major transit corridor projects (Crenshaw/LAX, Regional Connector, Westside Purple Line Extension Section 1 and 2 projects).

Also at the January 2018 meeting, the Board approved continuation and expansion of the authority delegation for LOP budget management on all transit and regional rail capital projects program-wide. Staff was further directed to provide quarterly reports and include details on change orders and modifications. The first quarterly of this detailed changes and modifications report to the Board will be issued by April 2018. In the interim, staff will continue reporting on project cost contingency and contract change activity, as shown in Attachment A.

ATTACHMENTS

Attachment A - Program Management Major Project Status Report - February 2018

Prepared by:

- **Master Schedule** - Julie Owen, DEO, Project Mgmt., (213) 922-7313
- **Crenshaw/LAX** - Charles Beauvoir, EO Project Mgmt., (213) 903-4113
- **Regional Connector** - Gary Baker, EO Project Mgmt., (213) 893-7191
- **Westside Purple Line Ext 1** - James Cohen, EO Project Mgmt., (213) 922-7911
- **Westside Purple Line Ext 2** - Michael McKenna, EO Project Mgmt., (213) 312-3132
- **Westside Purple Line Ext 3** - Michael McKenna, EO Project Mgmt., (213) 312-3132
- **Patsaouras Plaza Busway Station** - Timothy Lindholm, EO Project Engr., (213) 922-7297
- **Willowbrook/Rosa Park Station** - Timothy Lindholm, EO Project Engr., (213) 922-7297
- **The New Blue** - Androush Danielians, EO Project Engr (Interim)., (213) 922-7598
- **Presentation** - Yohana Jonathan, Departmental System Analyst, (213) 922-7592

Program Management Major Project Status Report

Presented By

Richard Clarke

Chief Program Management Officer

















February 2018

Construction Committee

Los Angeles County Metropolitan Transportation Authority



PROJECT BUDGET & SCHEDULE STATUS SUMMARY CHART

Project	Cost Performance	Schedule Performance	Comments
Crenshaw/LAX			The remaining cost contingency is below 2% of the total project budget (\$38 million in contingency remains). Contractor is 40 days behind schedule and is required to mitigate schedule to maintain planned revenue service in October 2019.
Regional Connector			Project is 45% complete and proceeding on schedule forecast and within Life of Project (LOP) budget.
Westside Purple Line Extension-Section 1			Project is 27% complete, no significant issues.
Westside Purple Line Extension-Section 2			Project is 5% complete with no significant issues.
Westside Purple Line Extension-Section 3			Requested entry into the Engineering Phase from the FTA in April 2017. Sent request for Letter of No Prejudice (LONP) for the tunnel contract to FTA in September 2017. Awaiting FTA approval.
Patsaouras Plaza			Project 46% complete with approved substantial completion date of December 2018.
Willowbrook/Rosa Parks Station			Design activities progressed to 100% complete and in final reviews.
Metro Blue Line Projects			Pedestrian Swing Gate project 90% complete. MBL Signal Rehab project has just started at 10% completion. City of Long Beach Fare Gates Design 100% complete.

February 2018



On target



Possible problem



Major issue



Metro 2

Construction Committee

Los Angeles County Metropolitan Transportation Authority

TRANSIT MASTER SCHEDULE (Page 1 of 2)

TASK filters: Code Cleanup_1, Name contains, Show on Master Schedule, WBS Categories_WBS				* 00 Master Program (By Phase) no contin																	12-Jan-18
Activity Name	PMIS Project Manager	Start	Finish	Original Budget	FY2017	FY2018	FY2019	FY2020	FY2021	FY2022	FY2023	FY2024	FY2025	FY2026	FY2027	FY2028	FY2029	FY2030			
Transit Projects		01-Mar-07 A	26-Jun-57	7,479,403,650.00																	
Environmental		01-Mar-07 A	26-Jun-57	2,419,000,000.00																	
North San Fernando Valley BRT Improvements	Cencic	04-Jan-17 A	02-Sep-25	\$180,000,000.00																	
North Hollywood to Pasadena BRT	Richmai	30-Jan-15 A	02-Sep-25	\$267,000,000.00																	
Orange Line Grade Separations	Patel	23-May-16 A	30-Jun-25	\$286,000,000.00																	
East San Fernando Valley Transit Corridor	Davis	11-Oct-10 A	10-Jan-29	1,331,000,000.00																	
Vermont BRT Corridor	Cencic	30-Jan-15 A	09-Nov-29	\$425,000,000.00																	
Crenshaw Northern Extension	Moosavi	31-Jan-18	17-Jun-47	2,240,000,000.00																	
West Santa Ana Transit Corridor	Pan	01-Oct-09 A	05-Jul-41	4,000,000,000.00																	
Sepulveda Phase 1 - Express Lanes	Wong	20-Feb-18	10-Nov-26	\$260,000,000.00																	
Sepulveda Phase 3 - Westwood to LAX	Mieger	26-Apr-17 A	26-Jun-57	3,865,000,000.00																	
South Bay Green Line Ext. Crenshaw Blvd in Torr	Khanna	23-Mar-17 A	15-May-30	\$891,000,000.00																	
Sepulveda Phase 2 - Transit Corridor	Zelmer	26-Apr-17 A	24-Apr-37	5,674,000,000.00																	
Eastside Transit Corridor Phase 2 (1 Align)	Liu	01-Mar-07 A	08-Nov-35	3,000,000,000.00																	
Design		04-Oct-10 A	28-Apr-27	2,030,270,758.00																	
Airport Metro Connector	Zelmer	04-Oct-10 A	29-Dec-23	\$623,400,000.00																	
Gold Line Foothill Extension Phase 2B	Meade	02-Oct-13 A	28-Apr-27	1,406,870,758.00																	
Procurement																					
Purple Line Extension Section 3	McKenna	29-Feb-16 A	04-Mar-26	3,478,000,000.00																	
Construction Contract																					
Crenshaw/LAX Transit Corridor	Beauvoir	01-Jul-09 A	30-Oct-19	2,058,000,000.00																	
Regional Connector Transit Corridor	Baker	26-Jan-09 A	15-Nov-21	1,810,132,892.00																	
Purple Line Extension Section 1	Cohen	01-Jun-07 A	29-Nov-23	3,154,300,000.00																	
Purple Line Extension Section 2	McKenna	02-Mar-15 A	30-Aug-25	2,529,700,000.00																	
Transit Facilities		07-May-15 A	18-Apr-23	\$577,546,000.00																	

Planning / Environmental
 ROW / Utility Relocation
 DB Construction
 System Testing
 Not Funded (Env/ROW/Test)

Design / Engineering
 Adv / Award
 DBB Construction
 Not Funded (Eng/Bid/Con)

TRANSIT MASTER SCHEDULE (Page 2 of 2)

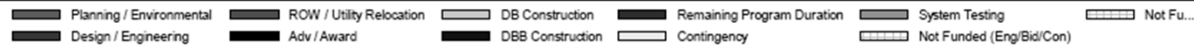
TASK filters: Code Cleanup_1, Name contains, Show on Master Schedule, WBS Categories_WBS				* 00 Master Program (By Phase) no contin												12-Jan-18		
Activity Name	PMIS Project Manager	Start	Finish	Original Budget	FY2017	FY2018	FY2019	FY2020	FY2021	FY2022	FY2023	FY2024	FY2025	FY2026	FY2027	FY2028	FY2029	FY2030
Design		07-May-15 A	18-Apr-23	\$577,546,000.00														
Willowbrooks/Rosa Parks Station Improvement	Lindholm	07-May-15 A	31-Dec-20	\$102,546,000.00														
Div 20 Portal/Turnback	Meade	16-May-16 A	18-Apr-23	\$475,000,000.00														
Regional Rail Projects	Owens	02-Sep-13 A	24-Jun-27	3,099,400,000.00														
Environmental	Owens	01-Dec-14 A	24-Jun-27	2,662,000,000.00														
Link Union Station	Owens	01-Dec-14 A	24-Jun-27	2,662,000,000.00														
Design	Owens	01-Apr-15 A	02-May-22	\$422,400,000.00														
Brighton to Roxford Double Track	Owens	01-Sep-15 A	28-Jan-22	\$186,600,000.00														
Lone Hill to CP White	Owens	03-May-16 A	02-May-22	\$82,000,000.00														
Rosecrans & Marquardt Grade Separation	Owens	01-Apr-15 A	14-Sep-21	\$153,800,000.00														
Construction Contract	Owens	02-Sep-13 A	01-Jun-18	\$15,000,000.00														
Bob Hope Airport Station	Owens	02-Sep-13 A	01-Jun-18	\$15,000,000.00														
Bus Facilities Projects	Gurrola	31-Mar-14 A	21-Mar-19	\$0.00														
Construction Contract	Gurrola	31-Mar-14 A	21-Mar-19	\$0.00														
Patsouras Plaza	Gurrola	31-Mar-14 A	21-Mar-19	\$0.00														
Construction	Gurrola	31-Mar-14 A	21-Mar-19															
State of Good Repair/Improvements		01-Jul-13 A	31-Mar-23	\$180,999,946.00														
Design	Danielans	13-Jun-16 A	31-Mar-23	\$11,078,366.00														
210 Freeway Barrier Rail	Danielans	13-Jun-16 A	31-Mar-23	\$11,078,366.00														
Procurement	Wei	21-Sep-15 A	30-Apr-20	\$118,990,580.00														
MBL Resignaling	Wei	21-Sep-15 A	30-Apr-20	\$118,990,580.00														
Construction Contract		01-Jul-13 A	30-Mar-18	\$50,931,000.00														
Pershing Sq. Esc. Replace & New Canopy Project	Patel	11-May-15 A	31-Aug-17 A	\$20,756,000.00														
MBL Ped Safety Enhancement At-Grade Crossing	Chong	01-Jul-13 A	30-Mar-18	\$30,175,000.00														

Planning / Environmental
 ROW / Utility Relocation
 DB Construction
 System Testing
 Not Funded (Env/ROW/Test)

Design / Engineering
 Adv / Award
 DBB Construction
 Not Funded (Eng/Bid/Con)

HIGHWAY MASTER SCHEDULE (Page 1 of 2)

Activity Name	Project Manager	Start	Finish	Latest Estimate	* 00 Hwy Master Program Schedule (By Pha												12-Jan-18						
					FY2017	FY2018	FY2019	FY2020	FY2021	FY2022	FY2023	FY2024	FY2025	FY2026	FY2027	FY2028	FY2029	FY2030	FY2031	FY2032	FY2033	FY2034	
					2017	2018	2019	2020	2021	2022	2023	2024	2025	2026	2027	2028	2029	2030	2031	2032	2033	2034	
Highway Projects		01-Jan-08 A	01-Jul-67	\$31,252,027,000.00																			
Environmental		02-Jan-08 A	01-Jul-67	\$28,237,080,000.00																			
SR-138 Corridor Improvement Project	Ansari	01-Apr-13 A	03-Feb-28	\$744,000,000.00																			
High Desert Corridor	Panuco	10-Sep-10 A	01-Jul-67	\$11,451,000,000.00																			
I-710 South (Phase 1)	Chaves	02-Jan-08 A	01-Nov-29	\$3,211,240,000.00																			
I-710 South (Phase 2)	Chaves	02-Jan-08 A	28-Jun-41	\$4,816,860,000.00																			
SR-57/SR-60 Interchange Improvements	Jong	02-Jul-18	31-May-29	\$770,000,000.00																			
I-5 Corridor Improvements (I-605 to I-710)	Chaves	02-Jan-19	30-Jun-42	\$1,105,060,000.00																			
I-105 Express Lane from I-405 to I-605	Amiri	01-May-17 A	27-Jun-29	\$175,000,000.00																			
I-110 Express Lane Ext South to I-405/I-110 Interchange	Amiri	03-Jul-35	29-Jun-46	\$280,000,000.00																			
I-605 Interchange Improvements	Various	01-Jun-16 A	01-Feb-30	\$1,343,800,000.00																			
I-605/SR-91 Interchange Improvements	Various	01-Jun-16 A	26-Sep-24	\$143,300,000.00																			
On-Hold I-710/SR-91 Interchange Improvements	Various	03-Dec-18	23-Jul-29	\$530,000,000.00																			
On-Hold I-605/I-405 Interchange Improvements	Various	02-Jan-19	01-Feb-30	\$670,500,000.00																			
I-605 Corridor Improvements	Panuco	01-Oct-15 A	12-Jun-28	\$2,340,100,000.00																			
I-605/I-5 Interchange Improvements	Panuco	01-Oct-15 A	12-Jun-28	\$1,108,100,000.00																			
I-605/SR-60 Interchange Improvements	Panuco	31-Aug-16 A	12-Jun-28	\$1,232,000,000.00																			
Design		01-Dec-11 A	01-Apr-24	\$1,989,200,000.00																			
I-5 North Capacity Enhancement (SR-14 to Parker Rd.)	Antaramian	02-Jul-12 A	24-Feb-23	\$1,620,000,000.00																			
SR-71 Gap Between I-10 to Rio Rancho Rd	Jong	01-Jul-12 A	01-Apr-24	\$295,000,000.00																			
I-710 Early Action Projects	Delgadillo	01-Dec-11 A	13-Apr-21	\$60,200,000.00																			
I-605 Hot Spots	Montez	01-Jun-14 A	26-Jul-21	\$14,000,000.00																			
Arterial Intersections - Whittier	Montez	02-Jun-14 A	26-Jul-21	\$5,600,000.00																			
Arterial Intersections - La Mirada	Montez	02-Jun-14 A	30-Mar-20	\$4,300,000.00																			
Arterial Intersections - Cerritos	Montez	01-Jun-14 A	28-Apr-21	\$2,900,000.00																			
Arterial Intersections - Bellflower	Montez	01-Jun-14 A	08-Nov-19	\$1,200,000.00																			
Procurement		15-Dec-10 A	09-Mar-22	\$283,500,000.00																			
I-405 South Bay Curve Improvements	Panuco	02-Jan-14 A	09-Mar-22	\$126,700,000.00																			
I-405 Crenshaw Blvd On/Off Ramp Improvements	Panuco	02-Jan-14 A	09-Mar-22	\$82,700,000.00																			
I-405/I-110 Interchange Improvements	Panuco	02-Jan-14 A	10-Apr-19	\$44,000,000.00																			



HIGHWAY MASTER SCHEDULE (Page 2 of 2)

* 00 Hwy Master Program Schedule (By Pina)					12-Jan-18																			
Activity Name	Project Manager	Start	Finish	Latest Estimate	FY2017	FY2018	FY2019	FY2020	FY2021	FY2022	FY2023	FY2024	FY2025	FY2026	FY2027	FY2028	FY2029	FY2030	FY2031	FY2032	FY2033	FY2034	FY2035	
Countywide Soundwall Construction	Owen	15-Dec-10 A	17-Feb-21	\$156,800,000.00																				
Package #10 - SR-210 Fair Oaks, Lake and Baldwin to Sant	Owen	02-Sep-14 A	17-Feb-21	\$59,300,000.00																				
Package #11 - SR-170 from 101 to Sherman Way and I-405	Owen	15-Dec-10 A	21-Dec-20	\$97,500,000.00																				
Construction Contract		01-Jan-98 A	01-Aug-22	\$2,742,267,000.00																				
I-5 North Capacity Enhancements SR-134 to SR-118	Subeh	01-Apr-98 A	15-Jun-20	\$853,900,000.00																				
SR-118 to SR-170 (Segment 1A)	Subeh	30-Jul-99 A	15-Jul-16 A	\$219,400,000.00																				
Planning / Environmental	Subeh	30-Jul-99 A	29-Dec-00 A	\$219,400,000.00																				
Right of Way	Subeh	03-Jun-02 A	31-Mar-09 A																					
Design Engineering	Subeh	01-Jul-02 A	09-Oct-09 A																					
DBB Construction	Subeh	19-Jul-10 A	15-Jul-16 A																					
SR-170 to Buena Vista (Segments 2)	Subeh	01-Apr-98 A	16-Dec-15 A	\$94,700,000.00																				
Magnolia to SR-134 (Segment 4)	Subeh	01-Apr-98 A	18-Dec-19	\$137,400,000.00																				
Buena Vista to Magnolia (Segment 3)	Subeh	01-Apr-98 A	15-Jun-20	\$402,400,000.00																				
I-5 South Capacity Enhancements from I-605 to Orange Coun	Gau	01-Jan-98 A	01-Aug-22	\$1,888,367,000.00																				
I-5 Carmenita Road Interchange	Gau	01-Jan-01 A	20-Mar-18	\$420,000,000.00																				
Alondra (Segment 1)	Gau	01-Jan-01 A	19-May-16 A	\$114,071,000.00																				
Imperial Highway (Segment 4)	Gau	01-Jan-01 A	26-Jul-19	\$323,285,000.00																				
Shoemaker - Rosecrans (Segment 3)	Gau	01-Jan-98 A	28-Nov-18	\$188,216,000.00																				
Florence (Segment 5)	Gau	01-Jan-01 A	30-Jul-20	\$211,671,000.00																				
Valley View (Segment 2)	Gau	01-Jan-98 A	01-Aug-22	\$631,124,000.00																				

Planning / Environmental
 ROW / Utility Relocation
 DB Construction
 Remaining Program Duration
 System Testing
 Not Fu...

Design / Engineering
 Adv / Award
 DBB Construction
 Contingency
 Not Funded (Eng/Bid/Con)

CRENSHAW/LAX TRANSIT PROJECT

◇ BUDGET	Current	Forecast
TOTAL COST	\$2,058M	\$2,058M

◇ SCHEDULE	Current	Forecast
REVENUE OPERATION	Oct 2019	Oct 2019

- Overall Project Progress is 77% complete; contractor needs to mitigate 40 days schedule delay
- Major initial interface effort commenced on January 26, 2018 for the Green Line tie-in to Crenshaw/LAX Line. Planned closure from January 26 to April 7, 2018 of Green Line at Aviation Station to end of line.
- Contractor continues critical track work installation along southern area of alignment
- Contractor continues concrete wall and roof placements for cut-and-cover tunnel and the three underground stations along Crenshaw Boulevard
- The Southwestern Yard Maintenance Facility is progressing ahead of schedule



Backfilling continues on main line near LAX Airport runways



Concourse level columns and walls at Leimert Park Station

February 2018



On target



Possible problem



Major issue

Construction Committee

Los Angeles County Metropolitan Transportation Authority



Metro 7

REGIONAL CONNECTOR TRANSIT PROJECT

OK BUDGET

	Current	Forecast
TOTAL COST	\$1,810M	\$1,810M

* Includes Board approved LOP plus finance costs.

OK SCHEDULE

	Current Dec 2021	Forecast Dec 2021
REVENUE		
OPERATION		

- Overall Project Progress is 45%
- Tunneling: Second tunnel completed; dismantling of the Tunnel Boring Machine (TBM) underway
- Little Tokyo/Arts District Station: Under steady state; construction resuming after removal of TBM
- Historic Broadway Station: Underpinning of LA Times Building, and excavation continue under steady state
- Grand Av Arts/Bunker Hill Station: Permanent invert and wall construction underway
- Flower Street: Utility relocations, support of excavation, decking and excavation continue; moveable noise and visual barriers erected at four locations



Excavation of 20" waterline on Central Avenue



Tieback installation at Historic Broadway Station

February 2018



On target



Possible problem



Major issue

Construction Committee

Los Angeles County Metropolitan Transportation Authority



Metro 8

WESTSIDE PURPLE LINE EXTENSION – SECTION 1

OK BUDGET

	Current	Forecast
TOTAL COST*	\$3,154M	\$3,154M

* Includes Board approved LOP plus Finance costs.

OK SCHEDULE

	Current	Forecast
REVENUE OPERATION	Oct 2024 (FFGA)	Nov 2023

- Overall Project Progress is 27% complete.
- Support of Excavation (SOE) pile installation began at the Wilshire/Western Retrieval Shaft in December 2017. Decking in this area is anticipated to start in February 2018.
- Wilshire/La Brea Station dewatering activities, grounding grid installation and HDPE installation are on going. Station structural concrete activities are scheduled to begin in January 2018.
- At the Wilshire/Fairfax Station, station excavation and the installation of walers and struts are on-going.
- Street decking at Wilshire/La Cienega Station commenced on the weekend of October 6, 2017. This operation was completed on January 8, 2018.
- Tunnel Boring Machines (TBMs) were delivered to Los Angeles in December 2017 and will be taken to the contractor's Riverside storage site until needed. Tunneling is planned to start in August of 2018.



Wilshire/La Brea Station



Wilshire/La Cienega Decking Operation

February 2018



On target



Possible problem



Major issue

Construction Committee

Los Angeles County Metropolitan Transportation Authority



Metro 9

WESTSIDE PURPLE LINE EXTENSION – SECTION 2

OK BUDGET

	Current	Forecast
TOTAL COST*	\$2,530M	\$2,530M

* Includes Board approved LOP plus Finance costs.

OK SCHEDULE

	Current	Forecast
REVENUE OPERATION	Dec 2026 (FFGA)	Aug 2025

- Overall project progress is 5% complete.
- Design progress is 47% complete.
- Century City Constellation: Southern California Gas (SCG) completed work in November 2017. AT&T and LADWP (Power) utility relocations are underway.
- Wilshire/Rodeo: Southern California Edison (SCE) civil work completed in November 2017, and cable pulling and splicing completed in January 2018. SCG and AT&T began in late January 2018.
- Negotiations with the City of Beverly Hills (COBH) for an MOA for the C1120 Contract began in August 2017 and are anticipated to complete by April 2018.



AT&T CA manhole Installation in Century City

February 2018



On target



Possible problem



Major issue

Construction Committee

Los Angeles County Metropolitan Transportation Authority



Metro 10

WESTSIDE PURPLE LINE EXTENSION – SECTION 3

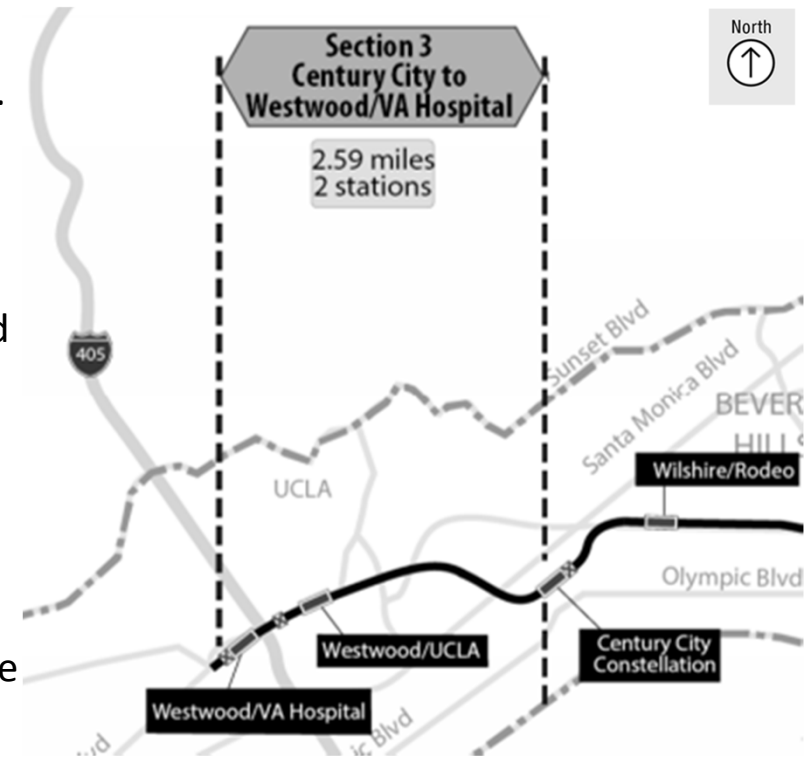
OK BUDGET

	Current	Forecast
TOTAL COST	TBD	\$3,478M

OK SCHEDULE

	Current	Forecast
REVENUE OPERATION	TBD	March 2026

- Request for Letter of No Prejudice (LONP) for the Tunnel Contract was submitted to the FTA on September 11, 2017.
- Construction Management Support Services (CMSS) Contract was executed on November 29, 2017.
- C1151 Tunnel Contract - Technical proposals were received on November 13, 2017, and price proposals are anticipated in early 2018.
- C1152 Stations, Trackwork and Systems Contract - Request for Qualifications (RFQ)/Request for Proposals (RFP) was issued on September 15, 2017. Qualifications from respondents were received on November 20, 2017.
- C1153 Advanced Utility Relocations (AUR) Contract – Notice to Proceed (NTP) was issued on January 2, 2018.



February 2018



On target



Possible problem



Major issue



Metro 11

Construction Committee

Los Angeles County Metropolitan Transportation Authority

PATSAOURAS PLAZA BUSWAY STATION

OK BUDGET		
	Current	Forecast
TOTAL COST	\$39.7M	\$39.7M

◇ SCHEDULE		
	Current	Forecast
SUBSTANTIAL COMPLETION	Nov 2018	Dec 2018

- Native bone find requires Native American monitoring of construction activities
- Pedestrian overcrossing design complete, elevator foundations pending redesign due to garage conflict
- All bridge falsework complete and concrete pours pending Caltrans FW certification
- Installation of bridge post-tensioning, deck drains and rebar complete
- Vignes Street on/off-ramp intermittent non-peak closures ongoing
- Falsework over Center Street complete, concrete pour to be scheduled for nighttime work
- Working with contractor to expedite negotiated project schedule delays and request for changes



Aerial view of project site



Bridge Deck – Left Side

February 2018



On target



Possible problem



Major issue

Construction Committee

Los Angeles County Metropolitan Transportation Authority



Metro 12

WILLOWBROOK/ROSA PARKS STATION

OK BUDGET		
	Current	Forecast
TOTAL COST	N/A	\$92.4M

OK SCHEDULE		
	Current	Forecast
SUBSTANTIAL COMPLETION	Dec 2020	Dec 2020

- Early Start Phase (Package E) Construction mobilization has begun. Construction expected to start February.
- Package A and C at 100% design completion. Bid to be released to the public Mid-January. Package includes provisions for the closure of the Blue Line (the New Blue).
- Pedestrian grade crossing documents submitted to Union Pacific (UP) and Public Utilities Commission (PUC).



South Platform Improvements



Central Plaza & Bus Bays



Main Plaza

February 2018



On target



Possible problem



Major issue

Construction Committee

Los Angeles County Metropolitan Transportation Authority



Metro 13

THE NEW BLUE

<u>Project Name</u>	Budget	Percent Completed	Forecast Completion	Status
• Pedestrian Gates	\$31.4M	90%	March 2018	OK
• City of Long Beach Fare Gates Design (Design)	\$6M	100%(Design)	Feb 2018	OK
• Blue Line Signal Rehabilitation (OCS, Signals, Div. 11)	\$119M*	10%	April 2021	OK
Total: \$156.4M				

Project Status

- **Pedestrian gates**
 - Construction completed within Cities of Long Beach and Compton
 - Construction within County of LA 90% complete
 - Working with LADOT on temporary Street closures and traffic control plan approvals
- **MBL Signal Rehab Design at 100%**
- **City of Long Beach Fare Gates Design** (Design)
 - Design completed on 5th and Wardlow stations.



*Budget Estimate

February 2018



On target



Possible problem



Major issue

Construction Committee

Los Angeles County Metropolitan Transportation Authority



Metro

Crenshaw/LAX Transit Project

Change Activity

December 2017

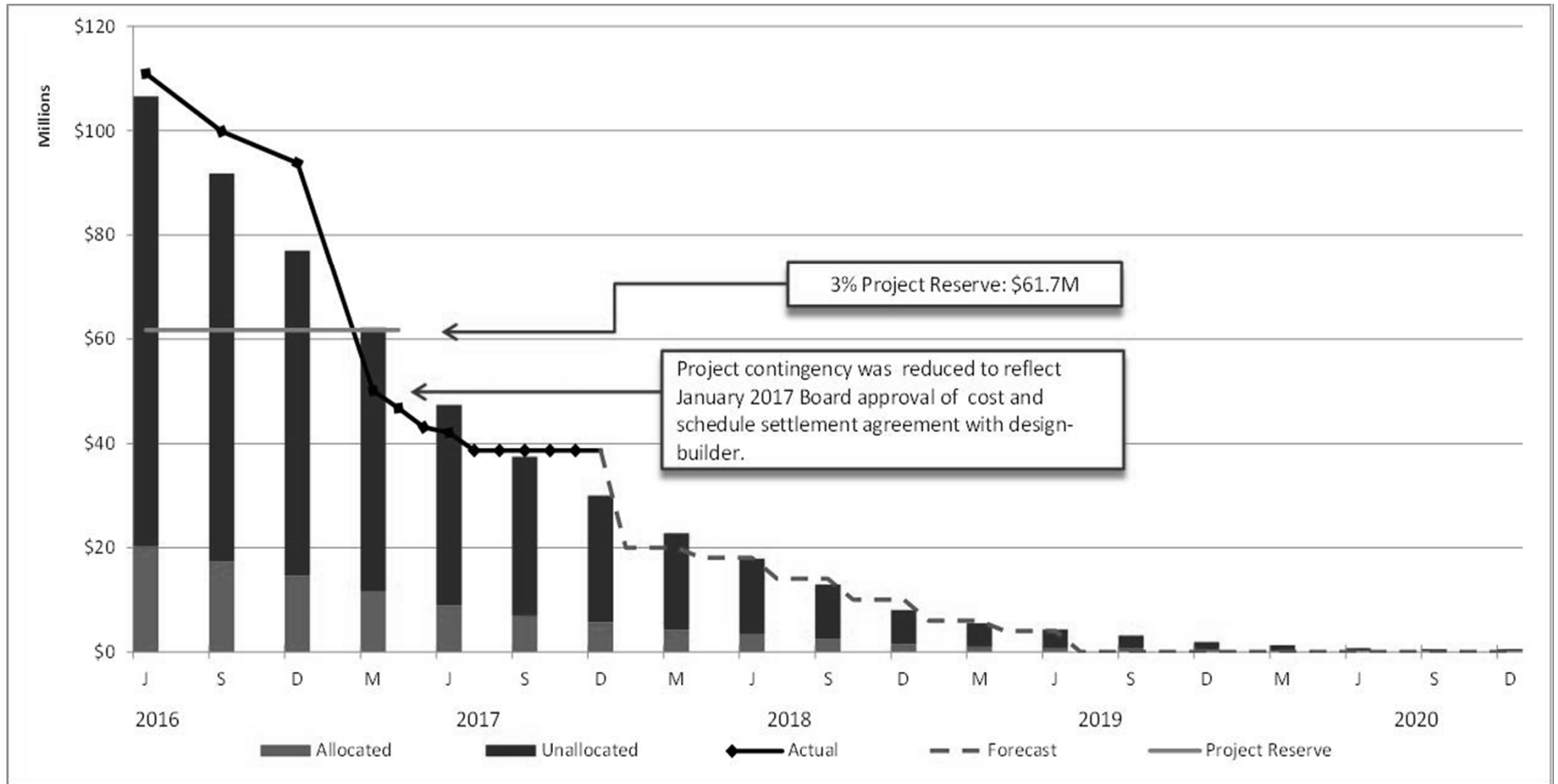


Change Notice #	Description	Number of Mod/ Change Orders	Cost Value
TOTAL VALUE OF EXECUTED CONTRACT MODIFICATIONS AND APPROVED CHANGE ORDERS		346	\$ 79,350,210
TOTAL PENDING MODIFICATIONS AND CHANGE ORDERS ROUGH ORDER OF MAGNITUDE COST		21	\$ 2,486,952
DESIGN BUILD - CONTRACT C0988			
MOD ISSUED	Asbestos Cement Pipe 63rd & Tesoro		Less than \$1 million
MOD ISSUED	Claim 118 Resolution - Qwest Line		Less than \$1 million
MOD ISSUED	Clean Agent Systems in the 3 TC& C		Less than \$3 million
MOD ISSUED	Addl Dsgn MLK Paver Underlayment		Less than \$1 million
MOD ISSUED	ATC Wayside Signal Numbering Rev		Less than \$1 million
MOD ISSUED	Revised ROW Lines at HS-1001, Arbor		Less than \$1 million
MOD ISSUED	Cable Transmission System - Construc		Less than \$1 million
MOD ISSUED	Radio Redundancy Radio Rooms		Less than \$1 million
MOD ISSUED	Construction Hindry Widening & Reloc		Less than \$1 million
MOD ISSUED	Radio System - Additional Tunnel Amp		Less than \$1 million
MOD ISSUED	Radio System - Additional Head-End		Less than \$1 million
MOD ISSUED	Radio System- UG1 Hot Standby Amplif		Less than \$1 million
MOD IN PROCESS	BkChrg Metro pymnts to COLA TCO		Credit Less than \$1.1 million
MOD IN PROCESS	Composite Utility Plan Revisions		Less than \$1 million
MOD IN PROCESS	MRDC- Full Height End of Platform		Less than \$1 million
MOD IN PROCESS	Unsuitable Soil for Subgrade Century		Less than \$1 million
CO IN PROCESS	Underground Conduit & Cable		Less than \$1 million
CO IN PROCESS	Elimination Crosver Sta 56+57.50		Credit Less than \$1 million
CO IN PROCESS	Underground Station Emergency Vent		Less than \$1 million
CO IN PROCESS	MLK Station Plaza Concrete Pav-Const		Less than \$1 million
CO IN PROCESS	Left Turn at Slauson Crossing Gate		Less than \$1 million
TOTAL MODIFICATIONS AND CHANGE ORDERS		367	\$ 81,837,162
PROFESSIONAL SERVICES CONTRACTS			
Design Support Services During Construction - CONTRACT E0117			
TOTAL VALUE OF EXECUTED CONTRACT MODIFICATIONS		42	\$ 59,217,720
TOTAL PENDING MODIFICATIONS		0	\$ -
TOTAL MODIFICATIONS		42	\$ 59,217,720
Construction Management Support Services - CONTRACT MC069			
TOTAL VALUE OF EXECUTED CONTRACT MODIFICATIONS		18	\$ 69,484,775
TOTAL PENDING MODIFICATIONS		0	\$ -
TOTAL MODIFICATIONS		18	\$ 69,484,775

Crenshaw/LAX Transit Project

Project Cost Contingency Drawdown

December 2017



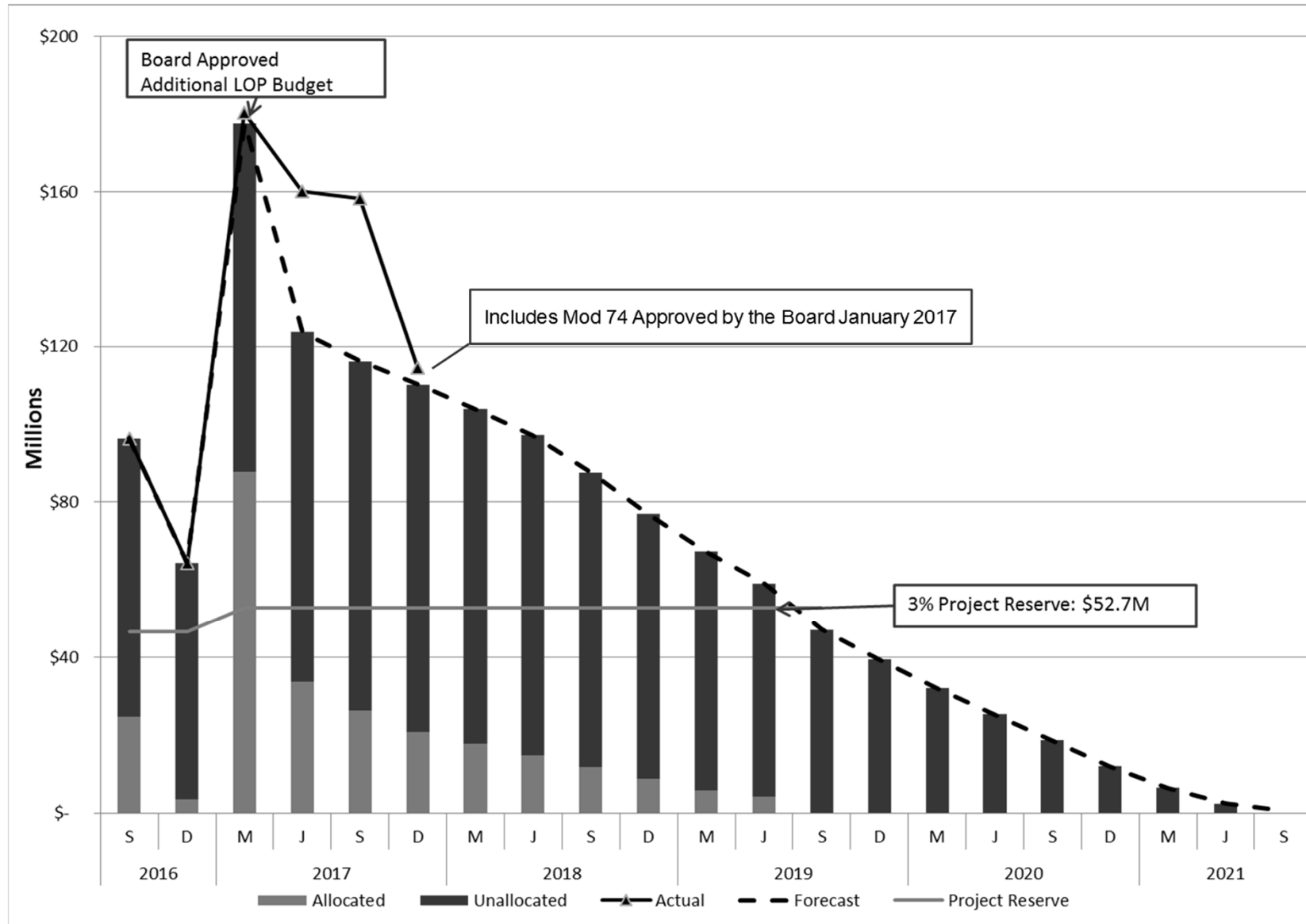
Regional Connector Change Activity

December 2017



Change Notice #	Description	Number of Mod/Change Orders	Cost Value
DESIGN BUILD CONTRACT (C0980)			
TOTAL VALUE OF ALL EXECUTED CONTRACT MODIFICATIONS AND CHANGE ORDERS:		107	\$ 194,371,183
TOTAL PENDING MODIFICATIONS AND CHANGE ORDERS ROUGH ORDER OF MAGNITUDE COST:		32	\$ 30,182,806
	1st/Alameda Bumpout (Construction)		Less Than \$1 Million
TBD	Flower Street Modification: future 2-way Traffic /Bumpout/Ped Lighting (Construction Only)		Between \$1 and \$5 Million
TBD	Revise Metro Rail Station Signage and Incorporate Metro Underground Station Signage (Construction)		Less Than \$1 Million
TBD	Add Wye Junction Fan Plant - Construction		Between \$10 and \$15 Million
68.0	Flower Street Zanja Additional Potholing		Less Than \$1 Million
87.0	Support Veolia 24" Chilled Water Pipes at 2nd/Hope Station		Less Than \$1 Million
99.0	Option 3 Pedestrian Bridge Revisions / Broad Coordination (Construction)		Between \$1 and \$5 Million
TBD	Add One Add 'l VHF Radio Operational Channel - Construction		Less Than \$1 Million
106.0	Revisions to Metro Optical Network Switch		Less Than \$1 Million
TBD	Revise Communication Radio System SOW (Construction)		Less Than \$1 Million
TBD	Add Perforated Metal Dropped Ceiling at 2nd/Hope Station Plaza - Construction		Less Than \$1 Million
111.0	Spray-on Acoustical Finishes Additional Quantities		Between \$1 and \$5 Million
TBD	Revised Emergency Walkways at Curves (30" to 35") - Construction		Less Than \$1 Million
121.0	Utility Conflicts during Decking at 4th & Flower St.		Less Than \$1 Million
TBD	Insurance Claim - JVP Compensation Grout Line		Less Than \$1 Million
130.0	10" Sewer Bypass at 1st/Alameda		Less Than \$1 Million
131.0	Backfilling Broken Compensation Grouting Pipes at JVP		Less Than \$1 Million
133.0	Deleting OCS Work at 7th Metro (CREDIT)		Less Than \$1 Million
134.0	2nd/Broadway - LA Times Communication Line Realignment Due to Differing Site Conditions		Less Than \$1 Million
137.0	Revise SOE and Train Control and Mechanical Rooms (Charles Dunn SOE DSC)		Less Than \$1 Million
138.0	LADWP Switch Room Requirements for 1st and Central Station - Design Only		Less Than \$1 Million
TBD	Add 'l Commonwealth Agreement (noise barrier)		Less Than \$1 Million
146.0	Add 'l Gas Monitoring/Potential Gassy w/Special Conditions		Between \$1 and \$5 Million
148.0	Platform Stand-Alone Validators		Less Than \$1 Million
151.0	Differing Site Conditions - Time		Between \$1 and \$5 Million
TBD	Differing Site Conditions - Labor		Between \$1 and \$5 Million
TBD	DWP Vault Support (5) on Flower		Less Than \$1 Million
153.0	Additional UPS System for Regional Connector Radio Racks at 7th Metro -Design Only		Less Than \$1 Million
TBD	Additional UPS System for Regional Connector Radio Racks at 7th Metro -Construction		Less Than \$1 Million
158.0	2nd & Broadway Station Revised Overbuild Design Parameters		Between \$1 and \$5 Million
160.0	Support for Building LADWP Manholes on Flower St		Less Than \$1 Million
161.0	Flower St Traffic Control for LADWP Cable Pulling		Less Than \$1 Million
	TOTAL MODIFICATIONS AND CHANGE ORDERS	139	\$ 224,553,989
PROFESSIONAL SERVICES CONTRACT			
Design Support Services During Construction (E0119)			
TOTAL VALUE OF EXECUTED CONTRACT MODIFICATIONS		12	\$ 44,629,810
TOTAL PENDING MODIFICATIONS ROUGH ORDER OF MAGNITUDE COST		0	\$ -
TOTAL MODIFICATIONS		12	\$ 44,629,810
Construction Management Support Services (MC070)			
TOTAL VALUE OF EXECUTED CONTRACT MODIFICATIONS		5	\$ 35,630,672
TOTAL PENDING MODIFICATIONS ROUGH ORDER OF MAGNITUDE COST		0	\$ -
TOTAL MODIFICATIONS		5	\$ 35,630,672

Regional Connector Project Cost Contingency Drawdown



Westside Purple Line Extension – Section 1

Change Activity

December 2017

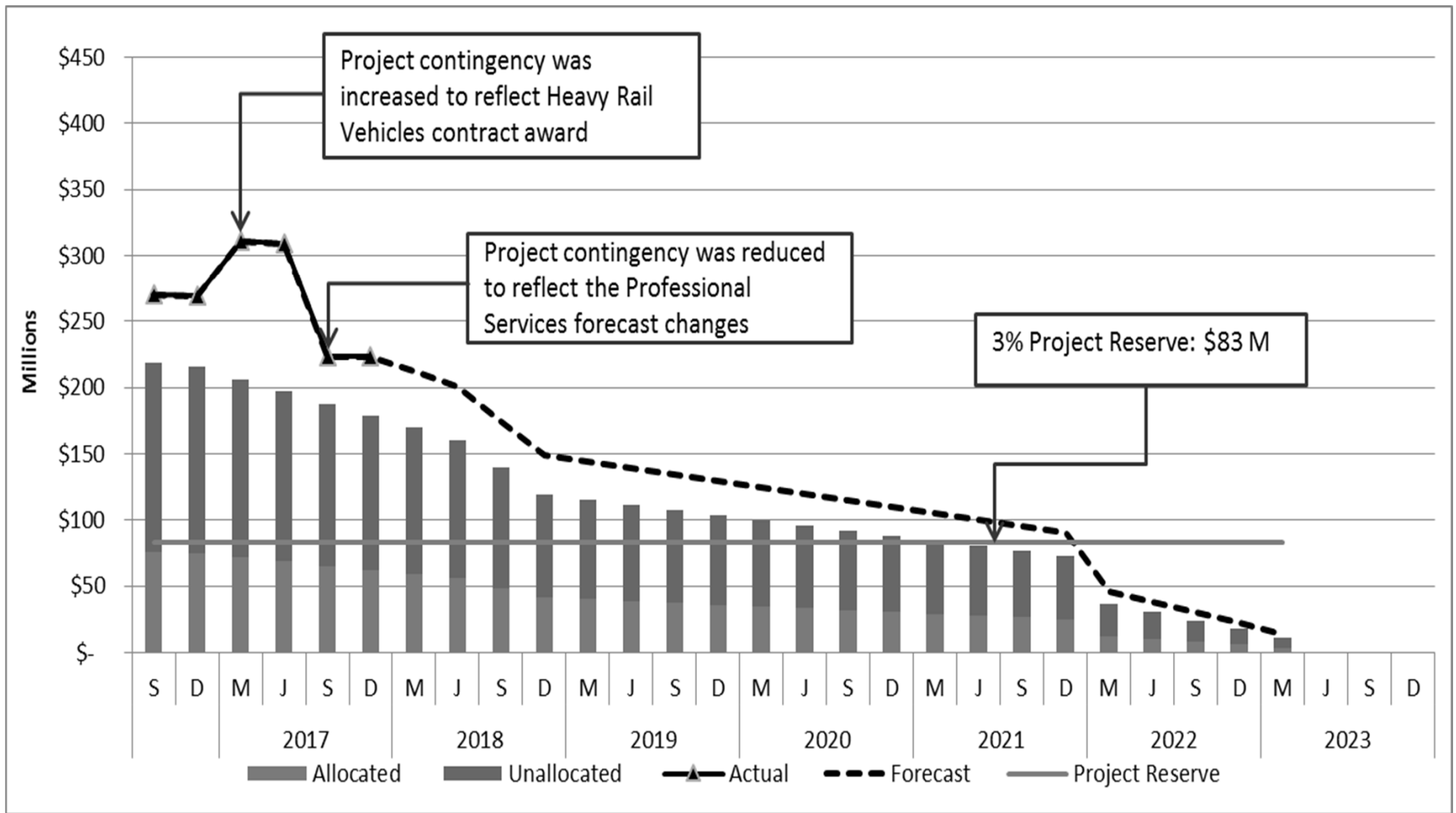


Change Notice #	Description	Number of Mod/ Change Orders	Cost Value
TOTAL VALUE OF ALL EXECUTED CONTRACT MODIFICATIONS AND CHANGE ORDERS:		150	\$ 30,042,654
TOTAL PENDING MODIFICATIONS AND CHANGE ORDERS ROUGH ORDER OF MAGNITUDE COST:		47	More than \$15M
DESIGN/BUILD CONTRACT C1045			
		37	
CN-26	Betterment City of Beverly Hills - Median Reconstruction at San Vicente Blvd		Less Than \$1 Million
CN-32	Pin Station (Identifier) Changes		Less Than \$1 Million
CN-42.3	Radio Subsystem Redundancy		Between \$1M - \$5M
CN-43.4	Isolate Track Circuits at Wilshire/Western		Less Than \$1 Million
CN-47.2	Stainless Steel Enclosure for TVM and PTEL		Less Than \$1 Million
CN-56	Implement City of Beverly Hills Memorandum of Agreement (MOA)		Between \$10M - \$15M
CN-63	La Brea- Additional Instrumentation Requested by BOE		Less Than \$1 Million
CN-64.1	Additional SOE Design Work - La Brea Station		Less Than \$1 Million
CN-65.1	Additional SOE Design Work for Fairfax Station Due to Deviation Request for Building Settlement		Less Than \$1 Million
CN-66	Additional Dewatering Treatment & Discharge Costs at La Brea		Less Than \$1 Million
CN-67	Tactile Guidance (Construction and Plaza Material Change)		Less Than \$1 Million
CN-68	Increased Ventilation of Station Ancillary Rooms		Between \$1M - \$5M
CN-72.1	Stations - Art Related Changes		Less Than \$1 Million
CN-76	Additional SOE Design Work for La Cienega Station Due to Deviation Request for Building Settlement		Less Than \$1 Million
CN-77	Additional Interpretation for Building Settlement		Less Than \$1 Million
CN-78	Fairfax - DWP Ductbank Conflict with Deck Beams		Less Than \$1 Million
CN-79	Wilshire/Western - Permit Approval and Inspection for Access Shaft		Less Than \$1 Million
CN-80.1	Stand by Generator Enclosure Aesthetic Improvements at La Cienega		Less Than \$1 Million
CN-81	Additional Instrumentation (Project Wide) as Required by LABOE and STS EOR		Less Than \$1 Million
CN-82	Additional Geotechnical Instrumentation at Western		Less Than \$1 Million
CN-83	Additional Dewatering Treatment & Discharge Impacts at Western		Between \$1M - \$5M
CN-84	Additional SOE Design Work for the Western Shaft Due to Deviation Request for Building Settlement		Less Than \$1 Million
CN-85	La Brea Utility hanging Changes for Sewer and Storm Drains		Less Than \$1 Million
CN-87	Power Duct Bank Conflict at La Brea (ECI-4)		Less Than \$1 Million
CN-88	TCE Slab Demolition and Removal at the Western Shaft		Less Than \$1 Million
CN-89	La Cienega-Removal of AT&T Abandoned Cables		Less Than \$1 Million
CN-91	La Brea-DWP Conflict and Impacts to Cap Beam Walkers 28 & 29		Less Than \$1 Million
CN-92	La Cienega - Impacts from Delayed SCE Lines/MH Abandonment		Less Than \$1 Million
CN-93	Center Muck Shaft at La Brea (ECI-4)		Less Than \$1 Million
CN-94.1	Negative Rail-to-Ground Voltage Device at Fairfax Station		Less Than \$1 Million
CN-96	La Cienega - TPSS Room Changes for SCE (Design and Construction)		Less Than \$1 Million
CN-98	Implement Wireless - Stations and Tunnels		Less Than \$1 Million
CN-99	Oil Well Horizontal Investigation in Lieu of TBM Probe-Ahead		Between \$1M - \$5M
TBD	Fairfax - Piling Obstructions, Conflicts, Delays		Less Than \$1 Million
TBD	La Cienega Tail Track FLS Issues		Less Than \$1 Million
TBD	La Cienega - Additional Settlement markers at Saban Corners		Less Than \$1 Million
TBD	Crossover Exit Doors at Stations (La Brea, La Cienega)		Less Than \$1 Million
DESIGN/BUILD CONTRACT C1078			
		10	
CN-11	Schedule Impacts Due to Third Party		Between \$1M - \$5M
CN-12	Betterment - Motorized Sliding Gate for the City of LA		Less Than \$1 Million
CN-13	AST Leak Detection and Remote Lubrication Fill/Extract Station		Less Than \$1 Million
CN-16	Additional Street/Pedestrian Lights, Trees and Irrigation		Between \$1M - \$5M
CN-18	Storm Drain - Differing Site Conditions		Less Than \$1 Million
TBD	Support of Building Art Work		Less Than \$1 Million
TBD	On-Site LIDS		Less Than \$1 Million
TBD	Hazardous Materials - Chalmers Pan Handle		Less Than \$1 Million
TBD	Betterment: 6th Street Viaduct - Site Re-Grading, Ornamental Fenc, Etc.		Less Than \$1 Million
TBD	Updated IT Standards on Data Drops and Outlets		Less Than \$1 Million
TBD	TOTAL MODIFICATIONS AND CHANGE ORDERS	197	
PROFESSIONAL SERVICES CONTRACTS			
Design Support Services During Construction - CONTRACT PS43502000			
TOTAL VALUE OF ALL EXECUTED CONTRACT MODIFICATIONS:		22	\$ 92,608,453
TOTAL PENDING MODIFICATIONS		0	
TOTAL MODIFICATIONS AND CHANGE ORDERS		22	
Construction Management Support Services - CONTRACT MC071			
TOTAL VALUE OF ALL EXECUTED CONTRACT MODIFICATIONS:		4	\$ 70,297,456
TOTAL PENDING MODIFICATIONS		0	
TOTAL MODIFICATIONS AND CHANGE ORDERS		4	

Westside Purple Line Extension – Section 1

Project Cost Contingency Drawdown

December 2017



Westside Purple Line Extension – Section 2

Change Activity

December 2017

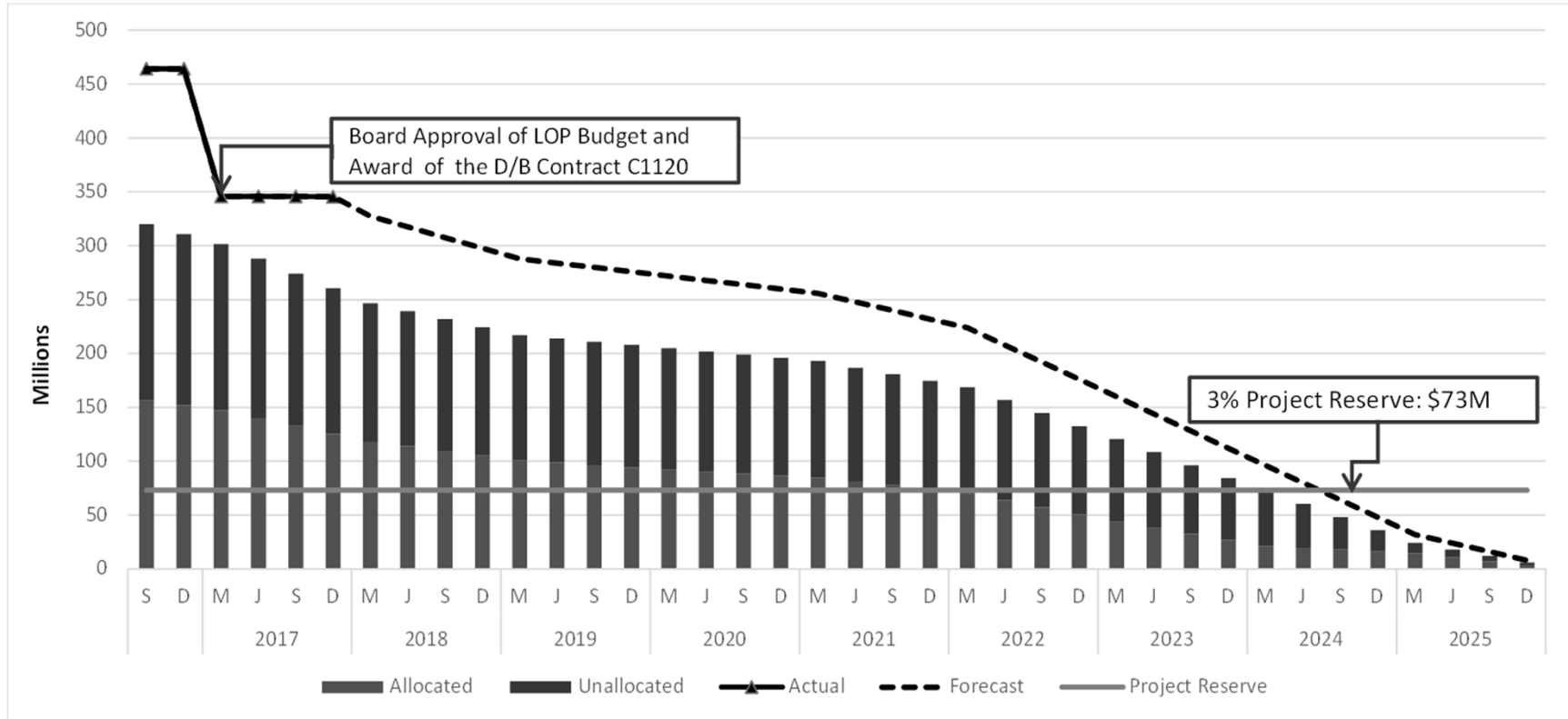


Change Notice #	Description	Number of Mod/Change Orders	Cost Value
TOTAL VALUE OF EXECUTED CONTRACT MODIFICATIONS AND APPROVED CHANGE ORDERS		5	\$ 196,211
TOTAL PENDING MODIFICATIONS AND CHANGE ORDERS ROUGH ORDER OF MAGNITUDE COST:		9	Less Than \$1 Million
DESIGN/BUILD CONTRACT C1120			
CN-3.1	Century City Constellation Station: Main Entrance (Design)		Less Than \$1 Million
CN-7	Deletion of Cross Passage Geotech Borings		Less Than \$1 Million
CN-8	Additional Abatement at Former ACE Gallery Site		Less Than \$1 Million
CN-9	Century City Constellation Station Trackwork Extension		Less Than \$1 Million
CN-10	Worksite Traffic Control for SCG & AT&T Advanced Utility Relocation		Between \$1M - \$5 M
CN-11	Substitution of Precast for Steel Special Tunnel Lining (Value Engineering)		Less Than \$1 Million
TBD	Century City Constellation Station West Ancillary & OPE Reconfiguration (Construction)		Less Than \$1 Million
TBD	Century City Constellation Station: Main Entrance (Construction)		More Than \$15 Million
TBD	AT&T Building Demolition		Between \$1M - \$5 M
TOTAL MODIFICATIONS AND CHANGE ORDERS		14	\$ -
PROFESSIONAL SERVICES CONTRACT			
Design Support Services During Construction			
TOTAL VALUE OF EXECUTED CONTRACT MODIFICATIONS		0	\$ -
TOTAL PENDING MODIFICATIONS		0	\$ -
TOTAL MODIFICATIONS		0	\$ -
Construction Management Support Services			
TOTAL VALUE OF EXECUTED CONTRACT MODIFICATIONS		0	\$ -
TOTAL PENDING MODIFICATIONS		0	\$ -
TOTAL MODIFICATIONS		0	\$ -
OTHER - THIRD PARTY AGREEMENTS			

Westside Purple Line Extension – Section 2

Project Cost Contingency Drawdown

December 2017





Board Report

File #: 2017-0887, File Type: Informational Report

Agenda Number: 30.

CONSTRUCTION COMMITTEE FEBRUARY 15, 2018

SUBJECT: PROJECT LABOR AGREEMENT/CONSTRUCTION CAREERS POLICY (PLA/CCP)

ACTION: RECEIVE AND FILE

RECOMMENDATION

RECEIVE AND FILE the:

- A. Status update on the Project Labor Agreement and Construction Careers Policy programs through the quarter ending December 2017; and
- B. Female Utilization Action Plan Update.

ISSUE

In January 2012, the Board approved the Project Labor Agreement (PLA) with the Los Angeles/Orange Counties Building and Construction Trades Council and the Construction Careers Policy (CCP), with a subsequent renewal in January 2017. One benefit of the PLA is to encourage construction employment and training opportunities in economically disadvantaged areas throughout the United States. Another benefit of the PLA is that work stoppages are prohibited.

Consistent with the Board approved PLA and CCP (PLA/CCP), prime contractors are required to provide Metro with monthly reports detailing progress towards meeting the targeted worker hiring goals. Additionally, consistent with Metro's Labor Compliance policy and federal Executive Order 11246 (EO 11246), the prime contractors provide Metro with worker utilization data by ethnicity and gender. In accordance with EO 11246, Metro program-wide goal for female utilization on construction contracts is 6.90%.

During Metro's Construction Committee held November 16, 2017, staff provided Metro's Board of Directors with a report benchmarking female participation on similar agency workforce programs, investigated strategies to increase female participation on construction contracts, and developed an action plan to promote greater compliance and enforcement of EO 11246 with a specific focus on female utilization. Furthermore, during Metro's Board meeting held November 30, 2017, the Board of Directors authorized staff to encourage contractors to increase women's workforce participation on Metro construction projects.

As of the reporting period, Metro's overall female utilization attainment on active projects has increased from the last quarter (September 2017) reporting of 3.35% to 3.40%. The increase in the female utilization attainment is attributed to Metro's Board directives to encourage contractors to increase women's workforce participation on Metro construction projects, including staff's focused efforts to implement the female action plan. Through the ongoing coordinated efforts and initiatives, the number of female workers hired demonstrated an increase of 39 new female workers between November 2017 and December 2017.

The attached report provides a status update of the construction projects subject to the PLA/CCP through December 2017 including an update on the Female Utilization Action Plan.

DISCUSSION

This report will provide a status update on the construction contracts covered by the PLA/CCP; an overview of Metro staff's activities to implement its female utilization action plan; an update on the Pilot Local Hire Initiatives projects; including an update on outreach activities in support of targeted hiring initiatives.

A. PLA/CCP Status Update

As of December 2017, there are eight active construction contracts and fourteen completed construction contracts with the PLA/CCP program requirements. The following is updated information regarding the active construction contracts including the female utilization participation. The information on the completed construction contracts is provided as Attachment A PLA/CCP Completed Projects.

Active Contracts:

As of the report period, seven of the eight active construction projects have contractors that are exceeding the 40% Targeted Worker goal; four contractors are exceeding the 20% Apprentice Worker goal and three contractors are exceeding the 10% Disadvantaged Worker goal. The following table represents the active construction projects.

Project Name:	Prime Contractor:	Targeted Worker Goal (40%)	Apprentice Worker Goal (20%)	Disadvantaged Worker Goal (10%)	Female Utilization Goal (6.90%)	Percentage of Disadvantaged Worker Participation that are in the Criminal Justice System Category *
Crenshaw/LAX Transit Corridor	Walsh/Shea Corridor Constructors	59.71%	22.80%	12.41%	3.42%	36.65%
Regional Connector Transit Corridor	Regional Connector Constructors, JV	58.17%	16.54%	6.83%	2.59%	58.89%
Westside Subway Extension Project, Section 1 – D/B	Skanska-Traylor-Shea, JV	65.82%	16.73%	8.22%	4.30%	71.44%
Metro Blue Line Pedestrian and Swing Gates	Icon-West	63.62%	23.91%	12.59%	0.80%	100.00%
Division 16 Southwestern Yard	Hensel Phelps/Herzog, JV	51.97%	23.93%	9.47%	4.75%	48.70%
Patsaouras Plaza Busway Station	OHL-USA, Inc.	61.49%	8.26%	2.54%	1.61%	54.27%
Bob Hope Airport/Hollywood Way Station	C.A. Rasmussen, Inc.	39.86%	22.29%	15.10%	1.35%	43.66%
Non-Revenue Maintenance Bldg. at Vernon Yard	Access Pacific, Inc.	58.99%	14.59%	9.74%	9.74%	32.20%

Please refer to the attached PLA/CCP Data Report for additional information on each project.

*Part of Metro's PLA/CCP workforce requirement is the utilization of disadvantaged workers on projects. One of the nine criteria for a Disadvantaged Worker is having a criminal record or other involvement with the criminal justice system. The data shown in the table above (last column) is the percentage of Disadvantaged Workers (based on hours worked) that have criminal records or involvement with the criminal justice system that have worked or are still working on Metro's PLA/CCP projects.

Crenshaw/LAX Transit Corridor
Prime: Walsh/Shea Corridor Constructors

The Crenshaw/LAX Transit Corridor project Contractor has completed 80.80% of the estimated construction work hours for this project. The Contractor is currently exceeding the Targeted Worker goal at 59.71%, Apprentice Worker Goal at 22.80%, Disadvantaged Worker goal at 12.41% and the minority participation percentage goals; however, the Contractor is not meeting the 6.90% Female Participation goal at 3.42%. The attainment for the 20% Apprentice Worker goal is based on total apprenticeable hours.

Staff issued an Executive Order 11246 Notice, requesting that the Prime Contractor document efforts related to the recruitment of female workers as part of their efforts to increase female participation.

Regional Connector Transit Corridor
Prime: Regional Connector Constructors, Joint Venture

The Regional Connector Transit Corridor project Contractor has completed 35.16% of the estimated construction work hours for this project. The Contractor is currently exceeding the Targeted Worker goal at 58.17% and the minority participation percentage goals; however, the Contractor is not meeting the 20% Apprentice Worker goal at 16.54%, the 10% Disadvantaged Worker goal at 6.83% or the 6.90% Female Participation goal at 2.59%. The attainment for the 20% Apprentice Worker goal is based on total apprenticeable hours.

Staff issued an Executive Order 11246 Notice, requesting that the Prime Contractor document efforts related to the recruitment of female workers as part of their efforts to increase female participation.

The Contractor is currently in the process of updating its Employment Hiring Plan (EHP) to address compliance with the PLA/CCP workforce goals. Staff will continue to monitor the Contractor's EHP and work closely with the Contractor towards meeting all worker goals for this project.

Westside Subway Extension Project, Section 1 Design-Build
Prime: Skanska-Traylor-Shea, a Joint Venture (STS)

The Westside Subway Extension Project, Section 1 project Contractor has completed 27.67% of the estimated construction work hours for this project. The Contractor is currently exceeding the Targeted Worker goal at 65.82% and the minority participation percentage goals; however, the Contractor is not meeting the 20% Apprentice Worker goal at 16.73%, the 10% Disadvantaged Worker goal at

8.22% or the 6.90% Female Participation goal at 4.30%. The attainment for the 20% Apprentice Worker is based on total apprenticeable hours.

The Contractor has submitted an EHP which outlines compliance with meeting the PLA/CCP workforce goals Mid-2018. Staff will continue to monitor the Contractor's EHP and work closely with the Contractor towards meeting all worker goals for this project.

Staff is in the process of issuing an Executive Order 11246 Notice, to request Prime Contractor to document efforts related to the recruitment of female workers as part of their effort to increase female participation.

Metro Blue Line Pedestrian and Swing Gates

Prime: Icon-West

The Metro Blue Line Pedestrian and Swing Gates project Contractor has completed 99.14% of the estimated construction work hours on this project. The Contractor is currently exceeding the Targeted Worker goal at 63.62%, Apprentice Worker goal at 23.91%, Disadvantaged Worker goal at 12.59% and the minority participation percentage goals; however, the Contractor is not meeting the 6.90% Female Participation goal at 0.80%. The attainment for the 20% Apprentice Worker is based on total apprenticeable hours.

Staff issued a notice and met with the Prime Contractor to discuss the low female utilization attainment on this project. Contractor responded by hiring two additional female workers on the project which resulted in a slight increase in female participation attainment (from 0.25% to 0.80%).

Division 16 - Southwestern Yard

Prime: Hensel Phelps/Herzog, J.V.

The Division 16 Southwestern Yard project Contractor has completed 56.32% of the estimated construction work hours on this project. The Contractor is currently exceeding the Local Targeted Worker goal at 51.97%, Apprentice Worker goal at 23.93%, and the minority participation percentage goals; however, the Contractor is not meeting the 10% Disadvantaged Worker goal at 9.47% and the 6.9% Female Participation goal at 4.75%. The attainment for the 20% Apprentice Worker is based on total apprenticeable hours.

The Contractor indicated that several disadvantaged workers were hired on the project which will increase the Disadvantaged Worker attainment above the 10% requirement by next reporting cycle. Staff will work closely with the Contractor towards meeting all worker goals for this project. This contract falls under the United States Department of Transportation's (U.S. DOT) Local Hire Pilot Program.

Staff is in the process of issuing an Executive Order 11246 Notice, to request Prime Contractor to document efforts related to the recruitment of female workers as part of their effort to increase female participation.

Patsaouras Plaza Busway Station

Prime: OHL-USA, Inc.

The Patsaouras Plaza Busway Station project Contractor has completed 50.13% of the estimated construction work hours on this project. The Contractor is currently exceeding the Targeted Worker goal at 61.49% and the minority participation percentage goals; however, the Contractor is not meeting the 20% Apprentice Worker goal at 8.26%, the 10% Disadvantaged Worker goal at 2.54% or the 6.90% Female Participation goal at 1.61%. The attainment for the 20% Apprentice Worker is based on total apprenticeable hours.

Metro staff issued a Notice of Non-Compliance on November 2017 for the low attainment of the Apprentice and Disadvantaged Worker goals. The Contractor submitted a revised Employment Hiring Plan with action plan for meeting all PLA/CCP workforce provisions by end of the project. Staff will continue to monitor the Contractor's EHP and will work closely with the Contractors towards meeting all worker goals for this project.

Staff is in the process of issuing an Executive Order 11246 Notice, to request Prime Contractor to document efforts related to the recruitment of female workers as part of their effort to increase female participation.

Bob Hope Airport/Hollywood Way Station

Prime: C.A. Rasmussen, Inc.

The Bob Hope Airport/Hollywood Way Station project Contractor has completed 48.80% of the estimated construction work hours on this project. The Contractor is currently exceeding the Apprentice Worker goal at 22.29%, Disadvantaged Worker goal at 12.49% and the minority participation percentage goals; however, the Contractor is not meeting the 40% Targeted Worker goal at 39.862%, and the 6.9% Female Participation goal at 1.35%. The attainment for the 20% Apprentice Worker is based on total apprenticeable hours.

Staff issued a notice and met with the Prime Contractor to discuss the low female utilization attainment on this project. Contractor responded by hiring a female worker on the project, which resulted in a slight increase in female participation attainment (from 0% to 1.35%).

The Contractor has submitted an EHP which outlines compliance with meeting the PLA/CCP workforce goals in January 2018. Staff will continue to monitor the Contractor's EHP and work closely with the Contractor towards meeting all worker goals for this project.

Non-Revenue Maintenance Bldg. at Vernon Yard

Prime: Access Pacific, Inc.

The Non-Revenue Maintenance Bldg. at Vernon Yard project Contractor has completed 57.19% of the estimated construction work hours on this project. The Contractor is currently exceeding the

Targeted Worker goal at 58.99%, Female Participation goal at 9.74% and the minority participation percentage goals; however the Contractor is not meeting the 20% Apprentice Worker goal at 14.59% and the 10% Disadvantaged Worker goal at 9.74%. The attainment for the 20% Apprentice Worker is based on total apprenticeable hours.

The Contractor has submitted an EHP which outlines compliance with meeting the PLA/CCP workforce goals by February 2018. Staff will work closely with the Contractor towards meeting all worker goals for this project.

Female Utilization Update

Provided in the following table is the female utilization participation report on Metro’s PLA/CCP projects. The table reports the number of cumulative female workers on active PLA/CCP projects within the last three months of FY17.

Project Name:	Prime Contractor:	No. of Female Workers October 2017	No. of Female Workers November 2017	No. of Female Workers December 2017
Crenshaw/LAX Transit Corridor	Walsh/Shea Corridor Constructors	126	132	137
Regional Connector Transit Corridor	Regional Connector Constructors, JV	38	45	48
Westside Subway Extension Project, Section 1	Skanska-Traylor-Shea, JV	44	44	54
Metro Blue Line Pedestrian and Swing Gates	Icon-West	3	3	4
Division 16 – Southwestern Yard	Hensel Phelps/Herzog, JV	18	19	22
Patsaouras Plaza Busway Station	OHL, USA, Inc.	1	1	1
Bob Hope Airport/Hollywood Way Station	C.A. Rasmussen, Inc.	0	1	1
Non-Revenue Maintenance Bldg at Vernon Yard	Access Pacific, Inc.	0	2	2

B. Female Utilization Action Plan Update

As requested by Metro's Board, staff within Diversity and Economic Opportunity conducted a cursory assessment of other agency's workforce programs, hiring best practices and strategies utilized to increase female participation. Staff gathered the information and incorporated the best practices into the development of Metro's Female Utilization Action Plan and following is an update as of this reporting period.

- **Female Participation Resource Guide:** Staff is developing a Female Participation Resource Guide that Contractors can use as a resource to increase female participation and retention on construction contracts as outlined by the EHP. The resource guide will include training and recruitment sources, outreach best practices, support service resources, and worksite and retention best practices. Staff has completed a draft list of support service resources to include in the Female Participation Resource Guide which includes the following:
 - women's support services
 - family source, work source, and youth source services
 - childcare and afterschool programs
 - gender sensitivity and management training resources
 - ex-offender/ new contributor resources
 - healthcare and housing resources.

Status: In progress

- **Milestone:** Complete the Female Participation Resource Guide in February 2018.
- **Workforce Utilization Study:** Initiated development of the scope of work for a Workforce Utilization (Disparity) Study to determine the availability of women and minorities in the construction trades throughout the Los Angeles County region. The study will identify the demand for construction labor by Metro and other agencies in the region, the available labor supply, and the labor supply shortfall. Staff has acquired and reviewed workforce and disparity study assessments from Seattle Sound Transit, San Francisco Bay Area Rapid Transit District (BART), Oregon Department of Transportation and the City of Cincinnati for research and best practices to develop the statement of work.

Status: In progress

Milestone: Issue the request for proposal for the procurement in March 2018.

- **Contractor Scorecard:** Staff has completed the grading scale for the Contractor scorecard which scores a Contractor's attainments towards Executive Order 11246's female participation goal of 6.9%. Staff is working in collaboration with Metro's Communications team on the design and development of the print and web version of the scorecard.

Status: In progress

Milestone: Implement the scorecard on Metro's PLA/CCP webpage and the PLA/CCP quarterly brochure in March 2018.

- Develop solicitation language: Developed language to include in construction contract solicitations requiring contractors to include a Female Utilization Action Plan in efforts to increase female participation on their projects. The solicitation language is currently being reviewed by Metro's Procurement Administration & Policy staff and County Counsel.

Status: In progress

Milestone: Incorporate approved language into applicable construction contract templates by March 2018.

- Evening WINTER training classes: Staff met with the Women in Non-Traditional Employment Roles (WINTER) organization and researched the feasibility of subsidizing evening training programs for women seeking construction careers. The issue of women unable to participate in WINTER's construction training program since it requires daytime availability was discussed. WINTER has provided staff with draft schedules for three to four training sessions per year including the resource requirements. DEOD staff will continue to coordinate discussions with WINTER and enlist external partners to participate in the discussion in effort to identify resources that can be leveraged to subsidize the evening training courses.

Status: In progress

Milestone: In coordination with WINTER and other potential partners, finalize logistics to begin the training sessions by summer 2018.

- PLA/CCP Summit: Plan summit which will focus on increasing female participation on construction projects. The summit will feature a panel of women in the construction industry, industry speakers including trade representatives, private employers and others to discuss female apprentices, challenges faced by female workers and best practices for increasing the retention rates of female workers.

Status: Pending

Milestone: Host summit late summer 2018.

DEOD staff will continue to focus on ongoing efforts and initiatives such as:

- Apprenticeship Referrals: PLA/CCP job coordinators have been instructed to refer candidates to pre-apprenticeship training programs that are recognized by the Building Trade's apprenticeship organizations. Pre-apprenticeship training programs utilizing the MC3 curriculum are accepted by the Building Trade's apprenticeship training programs and should only be used as referrals.
- Internal Process of EO11246 goals: Staff has implemented internal compliance procedures to reinforce EO11246 goals. Staff currently tracks Contractor's attainments toward PLA/CCP goals on projects at 25%, 50% and 75% completion; which this process has been expanded to monitor compliance of female participation in efforts to identify and discuss strategies to achieve the goal.

In addition, staff will continue to implement the various activities that have been outlined as part of the Female Utilization Action Plan such as: host a training session with Contractors and the job coordinators on initiatives to increase female utilization on construction projects; publically recognize Contractor's that meet and/or exceed the female goal; and continue to work in collaboration with

Metro's Women & Girls Governing Council (WGGC), Metro's Women Build LA initiative and Workforce Initiative Now-Los Angeles (WIN-LA) in efforts focused on female outreach, inclusion and advancement in the construction trades.

C. Pilot Local Hire Update

On October 6, 2017, the Federal Register published a notice from the USDOT announcing the withdrawal of the Pilot Local Hire program. Metro has three construction projects awarded subject to the USDOT Pilot Local Hire Initiative which include:

- C0991 Division 16 - Southwestern Yard (contract value of \$172M)
- C1120 Westside Purple Line Extension Project - Section 2 (contract value of \$1.3B)
- C1153 Purple Line Extension Section 3 - Advanced Utility Relocations (contract value of \$11M).

In addition, Metro has seven rolling stock contracts that contain the Local Employment Plan (LEP).

- A650-2015 Heavy Rail Vehicle Overhaul
- P2000 Light Rail Vehicle Overhaul
- HR400 Purchase of New Heavy Rail Vehicles
- OP28367-000 Forty Foot (40') Low Floor CNG Buses
- OP28367-001 Sixty Foot (60') Low Floor Zero Emission Buses
- OP28367-002 Forty Foot (40') Low Floor Zero Emission Buses
- OP28367-003 Sixty Foot (60') Low Floor CNG Buses.

These combined seven projects will create new jobs in Los Angeles County totaling over \$62.3 million in wages and benefits over the next seven years. The LEP is projected to create an estimated 217 new jobs for the base and option contract terms for the seven projects.

D. Outreach

In efforts to attain the highest percentages of Targeted, Apprentice and Disadvantaged Workers on PLA/CCP projects, DEOD staff continuously seeks opportunities to keep the community informed and engaged of construction career opportunities available through the PLA/CCP. Staff consistently collaborates with community based organizations and other partners including the contractors on outreach events, initiatives and activities.

Staff participated in the following outreach events:

- The Metro "Women Build METRO LA" Committee conducted a quarterly Apprenticeship Readiness Fair symposium on the Transportation Industry on November 3, 2017 at Long Beach Community College (4th District). It focused on the many opportunities for women in the transportation industry with special focus on the construction trades. The next Fair will be scheduled in the 5th District in spring 2018.
- On November 27, 2017, WBMLA and Women in Non Traditional Employment Roles (WINTER) hosted apprenticeship training center tours to the Steamfitters-Pipefitters JACTC, Laborers Local

1309, Boilermakers Local 92 and Southern California Sheet Metal JATC.

- On January 5, 2018, WBMLA and Project Labor Agreement staff attended the Homeless Support Network Meeting to inform the coalition of service providers about taking advantage of upcoming opportunities for disadvantaged workers and women who want to work in the construction trades.

NEXT STEPS


DEOD staff will continue to monitor Contractor's hiring efforts and initiate the newly proposed and recurring activities as outlined. Staff will continue to identify initiatives and outreach efforts to promote awareness, engagement and participation in construction career opportunities; including implement the Female Utilization Action Plan.

ATTACHMENTS

Attachment A - PLA/CCP Completed Projects
Attachment B - PLA/CCP Report Data

Prepared by: Michael Flores, Manager, Diversity and Economic Opportunity, PLA/CCP and WIN-LA (213) 922-6387
Keith Compton, Director, PLA/CCP Compliance and Administration (213) 922-2406
Victor Ramirez, Deputy Executive Officer, Vendor/Contract Management (213) 922-1059
Shalonda Baldwin, Deputy Executive Officer, Diversity and Economic Opportunity (213) 922-4488
Miguel Cabral, Executive Officer Diversity and Economic Opportunity (213) 922-2232

Reviewed by: Debra Avila, Chief, Vendor/Contract Management Officer (213) 418-3051



Phillip A. Washington
Chief Executive Officer

ATTACHMENT A

Completed Contracts:

Completed Projects:	Prime Contractor:	Targeted Worker Goal (40%)	Apprentice Worker Goal (20%)	Disadvantaged Worker Goal (10%)	Female Utilization Goal (6.90%)	*Percentage of Disadvantaged Workers that are in the Criminal Justice System Category
Crenshaw Advanced Utility Relocation Project	Metro Builders	61.41%	13.84%	21.08%	0.52%	2.90%
Westside Subway Extension Advanced Utility Relocation	Metro Builders	67.47%	11.12%	11.08%	7.48%	0.00%
Westside Subway Exploratory Shaft	Innovative Construction Solutions	50.88%	75.05%	11.23%	0.42%	96.23%
Regional Connector Transit Corridor Adv. Utility Relocation	Pulice Construction	51.61%	21.37%	22.83%	2.57%	28.39%
CNG Emergency Generator Division 7 & 8	Taft Electric	46.42%	25.51%	39.08%	4.68%	39.48%
Division 13 CNG Fueling Facility, Design/Build/Operate	Clean Energy	67.54%	20.17%	60.72%	1.69%	49.48%
Metro Blue Line Stations Refurbishments	S.J. Amoroso	56.01%	26.10%	13.62%	0.48%	28.03%
Westside Extension Project Advanced Utility Relocation (Fairfax Station)	WA Rasic	63.27%	20.61%	19.90%	2.78%	9.24%
Metro Rail Security Kiosks	Icon-West	45.90%	27.06%	20.17%	0.00%	100.00%
Westside Extension Project Advanced Utility Relocation (La Cienega Station)	Bubalo Construction	65.15%	21.76%	20.96%	0.57%	28.10%
MRL/MOL North Hollywood Station West Entrance	Skanska, USA	57.79%	24.28%	15.78%	7.44%	84.26%
Patsaouras Plaza POV Relocation, Pavers and Storm Drain Repair	AP Construction	76.46%	21.26%	42.56%	3.91%	6.48%
Universal City Pedestrian Bridge	Griffith Company	38.33%	27.49%	12.55%	1.57%	48.51%
MRL Pershing Square Canopy Addition and Escalator Replacements	Clark Construction, LLC	50.62%	33.68%	14.12%	1.46%	86.41%

Please refer to the attached PLA/CCP Data Report for additional information on each project.

Crenshaw Advanced Utility Relocation Project
Prime: Metro Builders

The Crenshaw Advanced Utility Relocation project is 100% complete as of September 2014. Final reporting shows the Targeted Worker attainment at 61.41%, Disadvantaged Worker attainment at 21.08% and the minority participation percentage goals were attained; however, the Contractor did not meet the 20% Apprentice Worker goal at 13.84% and the 6.90% Female Participation goal at 0.52%. The attainment for the 20% Apprentice worker goal is based on total apprenticeable hours. Metro staff met with the Contractor in January 2015 and executed liquidated damages for not meeting the apprentice goal for this project. The Contractor complied with Metro's liquidated damages and this issue is closed.

Westside Subway Extension Advanced Utility Relocation
Prime: Metro Builders

The Westside Subway Extension Advanced Utility Relocation project is 100% complete as of October 2014. Final reporting shows the Targeted Worker attainment at 67.47%, Disadvantaged Worker attainment at 11.08%, Female Participation attainment at 7.48% and the minority participation percentage goals were attained; however, the Contractor did not meet the 20% Apprentice Worker goal at 11.12%. The attainment for the 20% Apprentice worker goal is based on total apprenticeable hours. Metro staff met with the Contractor in January 2015 and executed liquidated damages for not meeting the apprentice goal for this project. The Contractor complied with Metro's liquidated damages and this issue is closed.

Westside Subway Exploratory Shaft
Prime: Innovative Construction Solutions (ICS)

The Westside Subway Extension Exploratory Shaft project is 100% complete as of October 2014. Final reporting shows the Targeted Worker attainment at 50.88%, Apprentice Worker attainment at 75.05%, Disadvantaged Worker attainment at 11.23% and the minority participation percentage goals were attained; however, the Contractor did not meet the 6.90% Female Participation goal at 0.42%. The attainment for the 20% Apprentice worker goal is based on total apprenticeable hours. No labor grievances occurred on this project.

Regional Connector Transit Corridor Advanced Utilities Relocation
Prime: Pulice Construction

The Regional Connector Transit Corridor Advanced Utilities Relocation project was terminated for convenience in April 2015 and is now closed. Final reporting shows the Targeted Worker attainment at 51.61%, Apprentice Worker attainment at 21.37%, Disadvantaged Worker attainment at 22.83% and the minority participation percentage goals were attained; however, the Contractor did not meet the 6.90% Female Participation goal at 2.57%.

CNG Emergency Generator Division 7 and 8
Prime: Taft Electric

The CNG Emergency Generator Division 7 and 8 project is 100% complete as of May 2015. Final reporting shows the Targeted Worker attainment at 46.42%, Apprentice Worker attainment at 25.51%, Disadvantaged Worker attainment at 39.08% and the minority percentage goals were attained; however, the Contractor did not meet the 6.90% Female Participation goal at 4.68%. The attainment for the 20% Apprentice worker goal is based on total apprenticeable hours. No labor grievances occurred on this project.

Division 13 CNG Fueling Facility, Design/Build/Operate
Prime: Clean Energy

The Division 13 CNG Fueling Facility, Design/Build/Operate project Contractor is 100% complete as of June 2015. Final reporting shows the Targeted Worker attainment at 67.54%, Apprentice Worker attainment at 20.17%, Disadvantaged Worker attainment at 60.72% and the minority percentage goals were attained; however, the Contractor did not meet the 6.90% Female Participation goal at 1.69%. The attainment for the 20% Apprentice worker goal is based on total apprenticeable hours. No labor grievances occurred on this project.

Metro Blue Line Station Refurbishments
Prime: S.J. Amoroso

The Metro Blue Line Station Refurbishments project Contractor is 100% complete as of August 2015. Final reporting shows the Targeted Worker attainment at 56.01%, Apprentice Worker attainment at 26.10%, Disadvantaged Worker attainment at 13.62% and the minority percentage goals were attained; however, the Contractor did not meet the 6.90% Female Participation goal at 0.48%. The attainment for the 20% Apprentice Worker goal is based on total apprenticeable hours.

Westside Subway Extension Advanced Utility Relocation (Fairfax Station)
Prime: W.A. Rasic

The Westside Subway Extension Advanced Utility Relocation – Fairfax Station project is 100% complete as of December 2015. Final reporting shows the Targeted Worker attainment at 63.27%, Apprentice Worker attainment at 20.61%, Disadvantaged Worker attainment at 19.90% and the minority percentage goals were attained; however, the Contractor did not meet the 6.90% Female Participation goal at 2.78%. The attainment for the 20% Apprentice Worker goal is based on total apprenticeable hours.

Metro Rail Security Kiosks
Prime: Icon-West

The Metro Rail Security Kiosks project is 100% complete as of March 2016. Final reporting shows the Targeted Worker attainment at 45.90%, Apprentice Worker

attainment at 27.06%, Disadvantaged Worker attainment at 20.17% and the minority percentage goals were attained; however, the Contractor did not meet the 6.90% Female Participation goal at 0.00%. The attainment for the 20% Apprentice Worker goal is based on total apprenticeable hours. No labor grievances occurred on this project.

Westside Extension Project Advanced Utility Relocation (La Cienega)
Prime: Bubalo Construction

The Westside Extension Project Advanced Utility Relocation project is 100% completed as of October 2016. Final reporting shows the Targeted Worker attainment at 65.15%, Apprentice Worker attainment at 21.76%, Disadvantaged Worker attainment at 20.96% and the minority percentage goals were attained; however, the Contractor did not meet the 6.90% Female Participation goal at 0.57%. The attainment for the 20% Apprentice Worker goal is based on total apprenticeable hours. No labor grievances occurred on this project.

Metro Red Line/Metro Orange Line (MRL/MOL) North Hollywood Station West Entrance
Prime: Skanska

The Metro Red Line/Metro Orange Line (MRL/MOL) North Hollywood Station West Entrance project is 100% completed as of November 2016. Final reporting shows the Targeted Worker attainment at 57.79%, Apprentice Worker attainment at 24.28%, Disadvantaged Worker attainment at 15.78%, Female Participation goal at 7.44% and the minority percentage goals were attained. The attainment for the 20% Apprentice Worker goal is based on total apprenticeable hours.

Patsaouras Plaza POV Relocation, Pavers and Storm Drain Repairs
Prime: AP Construction

The Patsaouras Plaza Privately-Owned-Vehicle Relocation, Pavers and Storm Drain Repairs project is 100% completed as of April 2017. Final reporting shows the Targeted Worker attainment at 76.46%, Apprentice Worker attainment at 21.26%, Disadvantaged Worker attainment at 42.56% and the minority percentage goals were attained; however, the Contractor did not meet the 6.90% Female Participation goal at 3.91%. The attainment for the 20% Apprentice Worker goal is based on total apprenticeable hours. No labor grievances occurred on this project.

Universal City Pedestrian Bridge
Prime: Griffith Company

The Universal City Pedestrian Bridge project is 100% completed as of June 2017. Final reporting shows the Apprentice Worker attainment at 27.49%, Disadvantaged Worker goal at 12.55% and the minority participation percentage goals were attained; however, the Contractor did not meet the 40% Targeted Worker goal at 38.33% and the 6.90% Female Participation goal at 1.57%. The attainment for the 20% Apprentice Worker goal is based on total apprenticeable hours. Staff executed liquidated damages for not meeting the Targeted Worker goal for this project. The assessed liquidated damages

were utilized during negotiations to offset the contractor's claimed additional costs and this issue is closed.

MRL Pershing Square Canopy Addition and Escalator Replacement
Prime: Clark Construction, LLP

The MRL Pershing Square Canopy Addition and Escalator Replacement project Contractor is 100% completed as of August 2017. Final reporting shows the Targeted Worker attainment at 50.62%, Apprentice Worker attainment at 33.68%, Disadvantaged Worker attainment at 14.12% and the minority percentage goals were attained; however, the Contractor did not meet the 6.90% Female Participation goal at 1.46%. The attainment for the 20% Apprentice Worker goal is based on total apprenticeable hours. No labor grievances occurred on this project.

Project Labor Agreement (PLA) / Construction Careers Policy (CCP) Update

**Report Data Through
December 2017 Reporting Period**

Crenshaw/LAX Transit Corridor Project

PLA Targeted Worker Attainment: Prime: Walsh/Shea

Report Data Through December 2017

No. of Work Hours*	Targeted Economically Disadvantaged Worker Utilization (%) Goal: 40%	Apprentice Utilization (%) Goal: 20%	Disadvantaged Worker Utilization (%) Goal: 10%
4,261,860.58	59.71%	22.80% Based on Total Apprenticiable Work Hours	12.41%

Percentage Project Complete Based on Worker Hours: 80.80% (rounded)

Executive Order 11246 Demographic Summary

No. of Work Hours*	African American Utilization	Asian/Pacific Islander Utilization	Caucasian Utilization	Hispanic Utilization	Native American Utilization	Other/Declined to state	Minority Utilization Goal: 28.3% (rounded)	Female Utilization Goal: 6.9%
4,261,860.58	12.36%	1.21%	22.24%	60.71%	1.28%	2.20%	75.56%	3.42%



*Cumulative Hours Through End of Noted Reporting Period – as Reported by Prime Contractor. Data subject to change to reflect updates or audits.

Regional Connector Transit Corridor Project

PLA Targeted Worker Attainment: Prime: R.C.C., Joint Venture

Report Data Through December 2017

No. of Work Hours*	Targeted Economically Disadvantaged Worker Utilization (%) Goal: 40%	Apprentice Utilization (%) Goal: 20%	Disadvantaged Worker Utilization (%) Goal: 10%
1,154,810.80	58.17%	16.54% Based on Total Apprenticesable Work Hours	6.83%

Percentage Project Complete Based on Worker Hours: 35.16% (rounded)

Executive Order 11246 Demographic Summary

No. of Work Hours*	African American Utilization	Asian/Pacific Islander Utilization	Caucasian Utilization	Hispanic Utilization	Native American Utilization	Other/Declined to state	Minority Utilization Goal: 28.3% (rounded)	Female Utilization Goal: 6.9%
1,154,810.80	7.69%	0.59%	27.70%	58.77%	0.76%	4.49%	67.81%	2.59%



*Cumulative Hours Through End of Noted Reporting Period – as Reported by Prime Contractor. Data subject to change to reflect updates or audits.

Westside Subway Extension Project, Section 1 – D/B

PLA Targeted Worker Attainment: Prime: S.T.S., Joint Venture

Report Data Through December 2017

No. of Work Hours*	Targeted Economically Disadvantaged Worker Utilization (%) Goal: 40%	Apprentice Utilization (%) Goal: 20%	Disadvantaged Worker Utilization (%) Goal: 10%
901,044.54	65.82%	16.73% Based on Total Apprenticeable Work Hours	8.22%

Percentage Project Complete Based on Worker Hours: 27.67% (rounded)

Executive Order 11246 Demographic Summary

No. of Work Hours*	African American Utilization	Asian/Pacific Islander Utilization	Caucasian Utilization	Hispanic Utilization	Native American Utilization	Other/ Declined to state	Minority Utilization Goal: 28.3% (rounded)	Female Utilization Goal: 6.9%
901,044.54	10.41%	1.48%	19.79%	63.27%	0.32%	4.73%	75.48%	4.30%



*Cumulative Hours Through End of Noted Reporting Period – as Reported by Prime Contractor. Data subject to change to reflect updates or audits.

Metro Blue Line Pedestrian & Swing Gates

PLA Targeted Worker Attainment: Prime: Icon-West

Report Data Through December 2017

No. of Work Hours*	Targeted Economically Disadvantaged Worker Utilization (%) Goal: 40%	Apprentice Utilization (%) Goal: 20%	Disadvantaged Worker Utilization (%) Goal: 10%
50,070.20	63.62%	23.91% <small>Based on Total Apprenticesable Work Hours</small>	12.59%

Percentage Project Complete Based on Worker Hours: 99.14% (rounded)

Executive Order 11246 Demographic Summary

No. of Work Hours*	African American Utilization	Asian/Pacific Islander Utilization	Caucasian Utilization	Hispanic Utilization	Native American Utilization	Other/Declined to state	Minority Utilization Goal: 28.3% (rounded)	Female Utilization Goal: 6.9%
50,070.20	4.28%	0.00%	13.70%	77.92%	0.00%	4.10%	82.20%	0.80%



*Cumulative Hours Through End of Noted Reporting Period – as Reported by Prime Contractor. Data subject to change to reflect updates or audits.

Division 16: Southwestern Yard

PLA Targeted Worker Attainment: Prime: Hensel Phelps/Herzog, JV

Report Data Through December 2017

No. of Work Hours*	Local Targeted Economically Disadvantaged Worker Utilization(%) Goal: 40%	Apprentice Utilization (%) Goal: 20%	Disadvantaged Worker Utilization (%) Goal: 10%
196,855.51	51.97%	23.93% <small>Based on Total Apprenticable Work Hours</small>	9.47%

Percentage Project Complete Based on Worker Hours: 56.32% (rounded)

Executive Order 11246 Demographic Summary

No. of Work Hours*	African American Utilization	Asian/Pacific Islander Utilization	Caucasian Utilization	Hispanic Utilization	Native American Utilization	Other/Declined to state	Minority Utilization Goal: 28.3% (rounded)	Female Utilization Goal: 6.9%
196,855.51	8.77%	1.17%	23.62%	53.75%	0.33%	12.35%	64.02%	4.75%



*Cumulative Hours Through End of Noted Reporting Period – as Reported by Prime Contractor. Data subject to change to reflect updates or audits.

Patsaouras Plaza Busway Station

PLA Targeted Worker Attainment: Prime: OHL-USA, Inc.

Report Data Through December 2017

No. of Work Hours*	Targeted Economically Disadvantaged Worker Utilization (%) Goal: 40%	Apprentice Utilization (%) Goal: 20%	Disadvantaged Worker Utilization (%) Goal: 10%
42,606.25	61.49%	8.26% <small>Based on Total Apprenticeable Work Hours</small>	2.54%

Percentage Project Complete Based on Worker Hours: 50.13% (rounded)

Executive Order 11246 Demographic Summary

No. of Work Hours*	African American Utilization	Asian/Pacific Islander Utilization	Caucasian Utilization	Hispanic Utilization	Native American Utilization	Other/Declined to state	Minority Utilization Goal: 28.3% (rounded)	Female Utilization Goal: 6.9%
42,606.25	1.87%	4.88%	17.28%	72.58%	0.27%	3.13%	79.60%	1.61%



*Cumulative Hours Through End of Noted Reporting Period – as Reported by Prime Contractor. Data subject to change to reflect updates or audits.

Bob Hope Airport/Hollywood Way Station

PLA Targeted Worker Attainment: Prime: C.A. Rasmussen, Inc.

Report Data Through December 2017

No. of Work Hours*	Targeted Economically Disadvantaged Worker Utilization (%) Goal: 40%	Apprentice Utilization (%) Goal: 20%	Disadvantaged Worker Utilization (%) Goal: 10%
10,556.94	39.86%	22.29% <small>Based on Total Apprenticesable Work Hours</small>	15.10%

Percentage Project Complete Based on Worker Hours: 48.80% (rounded)

Executive Order 11246 Demographic Summary

No. of Work Hours*	African American Utilization	Asian/Pacific Islander Utilization	Caucasian Utilization	Hispanic Utilization	Native American Utilization	Other/Declined to state	Minority Utilization Goal: 28.3% (rounded)	Female Utilization Goal: 6.9%
10,556.94	5.21%	0.04%	9.62%	68.48%	0.00%	16.65%	73.73%	1.35%



*Cumulative Hours Through End of Noted Reporting Period – as Reported by Prime Contractor. Data subject to change to reflect updates or audits.

Non-Revenue Maintenance Bldg. at Vernon Yard

PLA Targeted Worker Attainment: Prime: Access Pacific, Inc.

Report Data Through December 2017

No. of Work Hours*	Targeted Economically Disadvantaged Worker Utilization (%) Goal: 40%	Apprentice Utilization (%) Goal: 20%	Disadvantaged Worker Utilization (%) Goal: 10%
2,724.74	58.99%	14.59% Based on Total Apprenticeable Work Hours	9.74%

Percentage Project Complete Based on Worker Hours: 57.19% (rounded)

Executive Order 11246 Demographic Summary

No. of Work Hours*	African American Utilization	Asian/Pacific Islander Utilization	Caucasian Utilization	Hispanic Utilization	Native American Utilization	Other/Declined to state	Minority Utilization Goal: 28.3% (rounded)	Female Utilization Goal: 6.9%
2,724.74	0.00%	0.00%	5.67%	89.60%	2.37%	2.36%	91.97%	9.74%



*Cumulative Hours Through End of Noted Reporting Period – as Reported by Prime Contractor. Data subject to change to reflect updates or audits.

Crenshaw/LAX Advanced Utilities Relocations

PLA Targeted Worker Attainment: Prime: Metrobuilders

Report Data Through Oct 31, 2014 **(FINAL)**

No. of Work Hours	Targeted Economically Disadvantaged Worker Utilization (%) Goal: 40%	Apprentice Utilization (%) Goal: 20%	Disadvantaged Worker Utilization (%) Goal: 10%
61,708.26*	61.41%		21.08%
43,277.52**		13.84%	

Percentage Project Complete Based on Worker Hours: 100%

Executive Order 11246 Demographic Summary

No. of Work Hours*	African American Utilization	Asian/Pacific Islander Utilization	Caucasian Utilization	Hispanic Utilization	Native American Utilization	Other/Declined to state	Minority Utilization Goal: 28.3% (rounded)	Female Utilization Goal: 6.9%
61,708.26	11.66%	0.01%	22.02%	66.29%	0.01%	0.00%	77.97%	0.52%



* Total Cumulative Project Hours as Reported by Prime Contractor.

** Total Apprenticeable Cumulative Hours as Reported by Prime Contractor.

Westside Subway Extension Advanced Utilities

PLA Targeted Worker Attainment: Prime: Metrobuilders

Report Data Through November 2014 **(FINAL)**

No. of Work Hours*	Targeted Economically Disadvantaged Worker Utilization (%) Goal: 40%	Apprentice Utilization (%) Goal: 20%	Disadvantaged Worker Utilization (%) Goal: 10%
37,731.76	67.47%	11.12%	11.08%

Percentage Project Complete Based on Worker Hours: 100%

Executive Order 11246 Demographic Summary

No. of Work Hours*	African American Utilization	Asian/Pacific Islander Utilization	Caucasian Utilization	Hispanic Utilization	Native American Utilization	Other/Declined to state	Minority Utilization Goal: 28.3% (rounded)	Female Utilization Goal: 6.9%
37,731.76	3.92%	0.00%	12.76%	76.87%	0.00%	6.45%	80.79%	7.48%



*Cumulative Hours Through End of Noted Reporting Period – as Reported by Prime Contractor. Data subject to change to reflect updates or audits.

Westside Subway Extension Exploratory Shaft

PLA Targeted Worker Attainment: Prime: Innovative Constructive Solutions

Report Data Through October 2014 **(FINAL)**

No. of Work Hours	Targeted Economically Disadvantaged Worker Utilization (%) Goal: 40%	Apprentice Utilization (%) Goal: 20%	Disadvantaged Worker Utilization (%) Goal: 10%
*18,049.25	50.88%		11.23%
**238.50		75.05%	

Percentage Project Complete Based on Worker Hours: 100%

Executive Order 11246 Demographic Summary

No. of Work Hours*	African American Utilization	Asian/Pacific Islander Utilization	Caucasian Utilization	Hispanic Utilization	Native American Utilization	Other/Declined to state	Minority Utilization Goal: 28.3% (rounded)	Female Utilization Goal: 6.9%
18,049.25	11.40%	0.00%	22.71%	33.18%	1.19%	31.52%	45.77%	0.42%



* Total Cumulative Project Hours as Reported by Prime Contractor.

** Total Apprenticeable Cumulative Hours as Reported by Prime Contractor.

Regional Connector Advanced Utility Relocations

PLA Targeted Worker Attainment: Prime: Pulice

Report Data Through May 2015 **(FINAL)**

No. of Work Hours*	Targeted Economically Disadvantaged Worker Utilization (%) Goal: 40%	Apprentice Utilization (%) Goal: 20%	Disadvantaged Worker Utilization (%) Goal: 10%
58,903.00	51.61%	21.37% Contractor Reported Based on Total Work Hours	22.83%

Percentage Project Complete Based on Worker Hours: 100.00% (rounded)

Executive Order 11246 Demographic Summary

No. of Work Hours*	African American Utilization	Asian/Pacific Islander Utilization	Caucasian Utilization	Hispanic Utilization	Native American Utilization	Other/Declined to state	Minority Utilization Goal: 28.3% (rounded)	Female Utilization Goal: 6.9%
58,903.00	1.36%	0.41%	17.43%	80.30%	0.00%	0.50%	82.07%	2.57%



*Cumulative Hours Through End of Noted Reporting Period – as Reported by Prime Contractor. Data subject to change to reflect updates or audits.

CNG Emergency Generator Division 7 and 8

PLA Targeted Worker Attainment: Prime: Taft Electric Company

Report Data Through May 2015 **(FINAL)**

No. of Work Hours*	Targeted Economically Disadvantaged Worker Utilization (%) Goal: 40%	Apprentice Utilization (%) Goal: 20%	Disadvantaged Worker Utilization (%) Goal: 10%
3,289.50	46.42%	25.51% Based on Total Apprenticeable Work Hours	39.08%

Percentage Project Complete Based on Worker Hours: 100.00% (rounded)

Executive Order 11246 Demographic Summary

No. of Work Hours*	African American Utilization	Asian/Pacific Islander Utilization	Caucasian Utilization	Hispanic Utilization	Native American Utilization	Other/Declined to state	Minority Utilization Goal: 28.3% (rounded)	Female Utilization Goal: 6.9%
3,289.50	14.47%	1.92%	38.21%	45.40%	0.00%	0.00%	61.79%	4.68%



*Cumulative Hours Through End of Noted Reporting Period – as Reported by Prime Contractor. Data subject to change to reflect updates or audits.

Division 13 CNG Fueling Facility, Design/Build/Operate

PLA Targeted Worker Attainment: Prime: Clean Energy

Report Data Through June 2015 **(FINAL)**

No. of Work Hours*	Targeted Economically Disadvantaged Worker Utilization (%) Goal: 40%	Apprentice Utilization (%) Goal: 20%	Disadvantaged Worker Utilization (%) Goal: 10%
11,496.00	67.54%	20.17% <small>Based on Total Apprenticesable Work Hours</small>	60.72%

Percentage Project Complete Based on Worker Hours: 100.00% (rounded)

Executive Order 11246 Demographic Summary

No. of Work Hours*	African American Utilization	Asian/Pacific Islander Utilization	Caucasian Utilization	Hispanic Utilization	Native American Utilization	Other/Declined to state	Minority Utilization Goal: 28.3% (rounded)	Female Utilization Goal: 6.9%
11,496.00	31.21%	3.03%	26.54%	39.23%	0.00%	0.00%	73.47%	1.69%



*Cumulative Hours Through End of Noted Reporting Period – as Reported by Prime Contractor. Data subject to change to reflect updates or audits.

Metro Blue Line Station Refurbishments

PLA Targeted Worker Attainment: Prime: S.J. Amoroso

Report Data Through June 2015 (FINAL)

No. of Work Hours*	Targeted Economically Disadvantaged Worker Utilization (%) Goal: 40%	Apprentice Utilization (%) Goal: 20%	Disadvantaged Worker Utilization (%) Goal: 10%
41,274.75	56.01%	26.10% Based on Total Apprenticesable Work Hours	13.62%

Percentage Project Complete Based on Worker Hours: 100.00% (rounded)

Executive Order 11246 Demographic Summary

No. of Work Hours*	African American Utilization	Asian/Pacific Islander Utilization	Caucasian Utilization	Hispanic Utilization	Native American Utilization	Other/Declined to state	Minority Utilization Goal: 28.3% (rounded)	Female Utilization Goal: 6.9%
41,274.75	16.59%	1.55%	20.72%	61.14%	0.00%	0.00%	79.28%	0.48%



*Cumulative Hours Through End of Noted Reporting Period – as Reported by Prime Contractor. Data subject to change to reflect updates or audits.

Westside Subway Extension Project AUR (Fairfax Station)

PLA Targeted Worker Attainment: Prime: W.A. Rasic

Report Data Through December 2015 (FINAL)

No. of Work Hours*	Targeted Economically Disadvantaged Worker Utilization (%) Goal: 40%	Apprentice Utilization (%) Goal: 20%	Disadvantaged Worker Utilization (%) Goal: 10%
37,510.00	63.27%	20.61% <small>Based on Total Apprenticesable Work Hours</small>	19.90%

Percentage Project Complete Based on Worker Hours: 100.00% (rounded)

Executive Order 11246 Demographic Summary

No. of Work Hours*	African American Utilization	Asian/Pacific Islander Utilization	Caucasian Utilization	Hispanic Utilization	Native American Utilization	Other/Declined to state	Minority Utilization Goal: 28.3% (rounded)	Female Utilization Goal: 6.9%
37,510.00	9.44%	0.01%	13.39%	77.08%	0.00%	0.09%	86.53%	2.78%



*Cumulative Hours Through End of Noted Reporting Period – as Reported by Prime Contractor. Data subject to change to reflect updates or audits.

Metro Rail Security Kiosks

PLA Targeted Worker Attainment: Prime: Icon-West

Report Data Through March 2016 (FINAL)

No. of Work Hours*	Targeted Economically Disadvantaged Worker Utilization (%) Goal: 40%	Apprentice Utilization (%) Goal: 20%	Disadvantaged Worker Utilization (%) Goal: 10%
7,281.75	45.90%	27.06% <small>Based on Total Apprenticesable Work Hours</small>	20.17%

Percentage Project Complete Based on Worker Hours: 100.00% (rounded)

Executive Order 11246 Demographic Summary

No. of Work Hours*	African American Utilization	Asian/Pacific Islander Utilization	Caucasian Utilization	Hispanic Utilization	Native American Utilization	Other/Declined to state	Minority Utilization Goal: 28.3% (rounded)	Female Utilization Goal: 6.9%
7,281.75	48.19%	0.27%	15.16%	34.78%	0.87%	0.72%	84.11%	0.00%



*Cumulative Hours Through End of Noted Reporting Period – as Reported by Prime Contractor. Data subject to change to reflect updates or audits.

Westside Extension Project AUR (La Cienega Station)

PLA Targeted Worker Attainment: Prime: Bubalo Construction

Report Data Through October 2016 **(FINAL)**

No. of Work Hours*	Targeted Economically Disadvantaged Worker Utilization (%) Goal: 40%	Apprentice Utilization (%) Goal: 20%	Disadvantaged Worker Utilization (%) Goal: 10%
52,043.60	65.15%	21.76% <small>Based on Total Apprenticesable Work Hours</small>	20.96%

Percentage Project Complete Based on Worker Hours: 100% (rounded)

Executive Order 11246 Demographic Summary

No. of Work Hours*	African American Utilization	Asian/Pacific Islander Utilization	Caucasian Utilization	Hispanic Utilization	Native American Utilization	Other/Declined to state	Minority Utilization Goal: 28.3% (rounded)	Female Utilization Goal: 6.9%
52,043.60	4.84%	0.00%	7.52%	87.64%	0.00%	0.00%	92.48%	0.57%



*Cumulative Hours Through End of Noted Reporting Period – as Reported by Prime Contractor. Data subject to change to reflect updates or audits.

MRL/MOL North Hollywood Station West Entrance

PLA Targeted Worker Attainment: Prime: Skanska

Report Data Through November 2016 **(FINAL)**

No. of Work Hours*	Targeted Economically Disadvantaged Worker Utilization (%) Goal: 40%	Apprentice Utilization (%) Goal: 20%	Disadvantaged Worker Utilization (%) Goal: 10%
85,105.00	57.79%	24.28% <small>Based on Total Apprenticesable Work Hours</small>	15.78%

Percentage Project Complete Based on Worker Hours: 100% (rounded)

Executive Order 11246 Demographic Summary

No. of Work Hours*	African American Utilization	Asian/Pacific Islander Utilization	Caucasian Utilization	Hispanic Utilization	Native American Utilization	Other/Declined to state	Minority Utilization Goal: 28.3% (rounded)	Female Utilization Goal: 6.9%
85,105.00	11.06%	0.40%	27.47%	56.58%	1.04%	3.45%	69.08%	7.44%



*Cumulative Hours Through End of Noted Reporting Period – as Reported by Prime Contractor. Data subject to change to reflect updates or audits.

Patsaouras Plaza POV Relocation, Pavers & Storm Drain PLA Targeted Worker Attainment: Prime: AP Construction

Report Data Through April 2017 **(FINAL)**

No. of Work Hours*	Targeted Economically Disadvantaged Worker Utilization (%) Goal: 40%	Apprentice Utilization (%) Goal: 20%	Disadvantaged Worker Utilization (%) Goal: 10%
18,173.00	76.46%	21.26% <small>Based on Total Apprenticesable Work Hours</small>	42.56%

Percentage Project Complete Based on Worker Hours: 100% (rounded)

Executive Order 11246 Demographic Summary

No. of Work Hours*	African American Utilization	Asian/Pacific Islander Utilization	Caucasian Utilization	Hispanic Utilization	Native American Utilization	Other/Declined to state	Minority Utilization Goal: 28.3% (rounded)	Female Utilization Goal: 6.9%
18,173.00	6.96%	0.35%	3.31%	89.06%	0.00%	0.33%	96.37%	3.91%



*Cumulative Hours Through End of Noted Reporting Period – as Reported by Prime Contractor. Data subject to change to reflect updates or audits.

Universal City Pedestrian Bridge

PLA Targeted Worker Attainment: Prime: Griffith Company

Report Data Through June 2017 **(FINAL)**

No. of Work Hours*	Targeted Economically Disadvantaged Worker Utilization (%) Goal: 40%	Apprentice Utilization (%) Goal: 20%	Disadvantaged Worker Utilization (%) Goal: 10%
109,020.00	38.33%	27.49% <small>Based on total Apprenticeable Work hours</small>	12.55%

Percentage Project Complete Based on Worker Hours: 100% (rounded)

Executive Order 11246 Demographic Summary

No. of Work Hours*	African American Utilization	Asian/Pacific Islander Utilization	Caucasian Utilization	Hispanic Utilization	Native American Utilization	Other/ Declined to state	Minority Utilization Goal: 28.3% (rounded)	Female Utilization Goal: 6.9%
109,020.00	8.50%	4.11%	22.25%	61.79%	0.62%	2.83%	75.02%	1.57%



*Cumulative Hours Through End of Noted Reporting Period – as Reported by Prime Contractor. Data subject to change to reflect updates or audits.

MRL Pershing Square Canopy & Escalator Replacement

PLA Targeted Worker Attainment: Prime: Clark Construction, LLP

Report Data Through June 2017 (FINAL)

No. of Work Hours*	Targeted Economically Disadvantaged Worker Utilization (%) Goal: 40%	Apprentice Utilization (%) Goal: 20%	Disadvantaged Worker Utilization (%) Goal: 10%
22,562.00	50.62%	33.68% <small>Based on Total Apprenticesable Work Hours</small>	14.12%

Percentage Project Complete Based on Worker Hours: 100% (rounded)

Executive Order 11246 Demographic Summary

No. of Work Hours*	African American Utilization	Asian/Pacific Islander Utilization	Caucasian Utilization	Hispanic Utilization	Native American Utilization	Other/Declined to state	Minority Utilization Goal: 28.3% (rounded)	Female Utilization Goal: 6.9%
22,562.00	6.13%	1.91%	41.21%	46.93%	1.15%	2.67%	56.12%	1.46%



*Cumulative Hours Through End of Noted Reporting Period – as Reported by Prime Contractor. Data subject to change to reflect updates or audits.



Project Labor Agreement (PLA)/
Construction Careers Policy (CCP) Report
Construction Committee Item #30
February 15, 2018

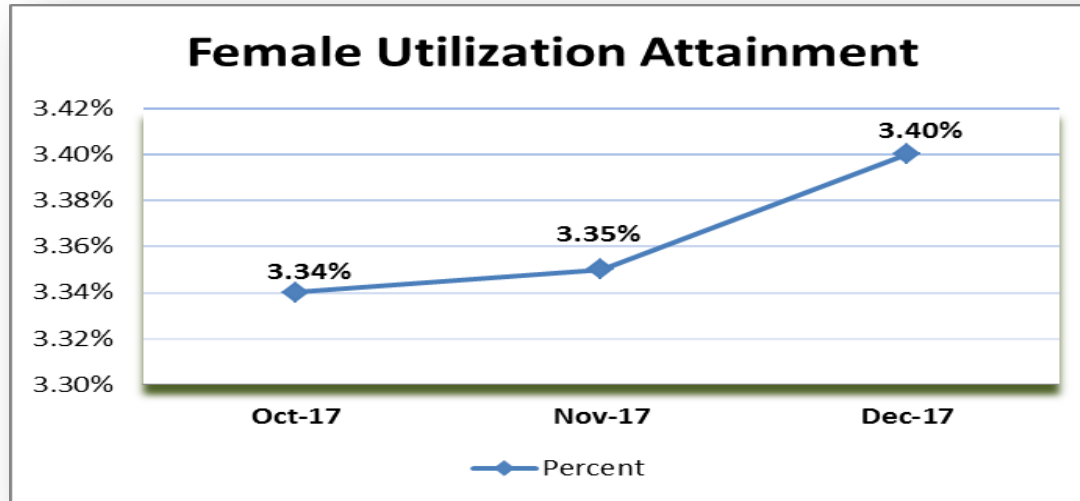
PLA/CCP Program Achievements

- Attainment
 - 59.84% Economically Disadvantaged
 - 20.97% Apprentice
 - 11.33% Disadvantaged
- >\$122 Million paid to Targeted Workers *
 - \$23 Million paid to Disadvantaged Workers *
 - \$31 Million paid to Apprentice Workers**
- Exceeded Targeted/Apprentice/Disadvantaged Worker goals
- No work stoppages or lockouts



(*Based on the lowest laborers rate as of June 2017)
(**Based on the lowest apprentice rate as of January 2017)
(Workers may fall into multiple categories)

Female Utilization Attainment



- Metro's female utilization attainment has slightly increased to 3.40% between November 2017 to December 2017
- 39 female workers were hired on all active construction projects between November 2017 to December 2017

Female Utilization Activities Update

- Established formal process to meet with contractors upon 20%/50%/75% project completion milestones
- Continued efforts to encourage female participation outreach, employment and compliance. As of the reporting period:
 - Staff issued four (4) notices of non-compliance to contractors not meeting the 6.9% female goal
 - Staff prepared to issue (3) pending notices of non-compliance for contractors not meeting the 6.9% female goal
- Ongoing focus to implement activities and initiatives outlined in the Female Action Plan

Female Participation Action Plan Status

Timeline	Action	Status
30-60 Days	Develop utilization disparity study scope of work	On Schedule
	Create a participation Score Card to report Contractor attainments	On Schedule
60-90 Days	Conduct utilization disparity study to develop strategies and partnerships	On Schedule
	Publicly recognize contractors achieving/exceeding goals	On Schedule
	Assess alternatives for contractors to provide supportive services	In Progress
	Research feasibility of subsidizing evening WINTER classes for women	In Progress
Ongoing	Increase outreach and incorporate best practices from other agencies	Ongoing
	Refer applicants to union recognized pre-apprenticeship programs	Ongoing
	Advance outreach efforts through WINTER, WGGC, and organizations	Ongoing
	Identify support through WIN-LA partners for women on construction paths	Ongoing

Upcoming Outreach Activities

- Host training sessions with contractors and job coordinators on implementing initiatives to support Metro's Female Participation Action Plan - February 2018
- Host PLA/CCP Summit focusing on female participation in the trades and on infrastructure projects - Summer 2018
- Continue to work with Metro's Women & Girls Governing Council, Metro's Women Build-LA initiative and Workforce Initiative Now-Los Angeles to advance outreach initiatives for women in the construction trades



Thank you



Metro®