



**Metro**

*Virtual Online Meeting*

*Listen by phone: Dial +1 (877) 422-8614 and enter extension 3788155#*

**Agenda - Final**

**Wednesday, September 7, 2022**

**10:30 AM**

Comments can be made via:

Online: [boardagendas.metro.net](http://boardagendas.metro.net)

Email (by 5PM a day before the meeting): [BoardClerk@metro.net](mailto:BoardClerk@metro.net)

Post Office Mail:

LACMTA - Board Secretary's Office

One Gateway Plaza

MS: 99-3-1

Los Angeles, CA 90012

**Measure M Independent Taxpayer Oversight**  
**Committee**

*Linda Briskman – Chair*

*Ryan Campbell – Vice Chair*

*Virginia Tanzmann*

*Richard Stanger*

**METROPOLITAN TRANSPORTATION AUTHORITY BOARD RULES**  
(ALSO APPLIES TO BOARD COMMITTEES)

**PUBLIC INPUT**

A member of the public may address the Board on agenda items, before or during the Board or Committee's consideration of the item for one (1) minute per item, or at the discretion of the Chair. A request to address the Board must be submitted electronically using the tablets available in the Board Room lobby. Individuals requesting to speak will be allowed to speak for a total of three (3) minutes per meeting on agenda items in one minute increments per item. For individuals requiring translation service, time allowed will be doubled. The Board shall reserve the right to limit redundant or repetitive comment.

The public may also address the Board on non agenda items within the subject matter jurisdiction of the Board during the public comment period, which will be held at the beginning and/or end of each meeting. Each person will be allowed to speak for one (1) minute during this Public Comment period or at the discretion of the Chair. Speakers will be called according to the order in which their requests are submitted. Elected officials, not their staff or deputies, may be called out of order and prior to the Board's consideration of the relevant item.

Notwithstanding the foregoing, and in accordance with the Brown Act, this agenda does not provide an opportunity for members of the public to address the Board on any Consent Calendar agenda item that has already been considered by a Committee, composed exclusively of members of the Board, at a public meeting wherein all interested members of the public were afforded the opportunity to address the Committee on the item, before or during the Committee's consideration of the item, and which has not been substantially changed since the Committee heard the item.

In accordance with State Law (Brown Act), all matters to be acted on by the MTA Board must be posted at least 72 hours prior to the Board meeting. In case of emergency, or when a subject matter arises subsequent to the posting of the agenda, upon making certain findings, the Board may act on an item that is not on the posted agenda.

**CONDUCT IN THE BOARD ROOM** - The following rules pertain to conduct at Metropolitan Transportation Authority meetings:

**REMOVAL FROM THE BOARD ROOM** The Chair shall order removed from the Board Room any person who commits the following acts with respect to any meeting of the MTA Board:

- a. Disorderly behavior toward the Board or any member of the staff thereof, tending to interrupt the due and orderly course of said meeting.
- b. A breach of the peace, boisterous conduct or violent disturbance, tending to interrupt the due and orderly course of said meeting.
- c. Disobedience of any lawful order of the Chair, which shall include an order to be seated or to refrain from addressing the Board; and
- d. Any other unlawful interference with the due and orderly course of said meeting.

**INFORMATION RELATING TO AGENDAS AND ACTIONS OF THE BOARD**

Agendas for the Regular MTA Board meetings are prepared by the Board Secretary and are available prior to the meeting in the MTA Records Management Department and on the Internet. Every meeting of the MTA Board of Directors is recorded and is available at [www.metro.net](http://www.metro.net) or on CD's and as MP3's for a nominal charge.

## DISCLOSURE OF CONTRIBUTIONS

The State Political Reform Act (Government Code Section 84308) requires that a party to a proceeding before an agency involving a license, permit, or other entitlement for use, including all contracts (other than competitively bid, labor, or personal employment contracts), shall disclose on the record of the proceeding any contributions in an amount of more than \$250 made within the preceding 12 months by the party, or his or her agent, to any officer of the agency, additionally PUC Code Sec. 130051.20 requires that no member accept a contribution of over ten dollars (\$10) in value or amount from a construction company, engineering firm, consultant, legal firm, or any company, vendor, or business entity that has contracted with the authority in the preceding four years. Persons required to make this disclosure shall do so by filling out a "Disclosure of Contribution" form which is available at the LACMTA Board and Committee Meetings. Failure to comply with this requirement may result in the assessment of civil or criminal penalties.

## ADA REQUIREMENTS

Upon request, sign language interpretation, materials in alternative formats and other accommodations are available to the public for MTA-sponsored meetings and events. All requests for reasonable accommodations must be made at least three working days (72 hours) in advance of the scheduled meeting date. Please telephone (213) 922-4600 between 8 a.m. and 5 p.m., Monday through Friday. Our TDD line is (800) 252-9040.

## LIMITED ENGLISH PROFICIENCY

A Spanish language interpreter is available at all Committee and Board Meetings. All other languages must be requested 72 hours in advance of the meeting by calling (213) 922-4600 or (323) 466-3876. Live Public Comment Instructions can also be translated if requested 72 hours in advance.



**323.466.3876**

x2 *Español (Spanish)*

x3 *中文 (Chinese)*

x4 *한국어 (Korean)*

x5 *Tiếng Việt (Vietnamese)*

x6 *日本語 (Japanese)*

x7 *русский (Russian)*

x8 *Հայերէն (Armenian)*

## HELPFUL PHONE NUMBERS

Copies of Agendas/Record of Board Action/Recordings of Meetings - (213) 922-4880 (Records Management Department)

General Information/Rules of the Board - (213) 922-4600

Internet Access to Agendas - [www.metro.net](http://www.metro.net)

TDD line (800) 252-9040

**NOTE: ACTION MAY BE TAKEN ON ANY ITEM IDENTIFIED ON THE AGENDA**

## CALL TO ORDER

## ROLL CALL

1. **SUBJECT: REMARKS BY THE CHAIR** [2022-0571](#)  
**RECOMMENDATION**  
RECEIVE remarks by the Chair.
2. **SUBJECT: MINUTES** [2022-0572](#)  
**RECOMMENDATION**  
APPROVE Minutes of the Measure M Independent Taxpayer Oversight Committee Meeting held June 1, 2022.  
**Attachments:** [MINUTES - Measure M June 1, 2022](#)
3. **SUBJECT: ORAL REPORT ON BUDGET** [2022-0560](#)  
**RECOMMENDATION**  
RECEIVE oral report on Budget.  
**Attachments:** [Presentation](#)
4. **SUBJECT: ORAL REPORT ON LOCAL RETURN** [2022-0561](#)  
**RECOMMENDATION**  
RECEIVE oral report on Local Return.  
**Attachments:** [Presentation](#)
5. **SUBJECT: ORAL REPORT ON STATE OF GOOD REPAIR** [2022-0562](#)  
**RECOMMENDATION**  
RECEIVE oral report on State of Good Repair.  
**Attachments:** [Presentation](#)
6. **SUBJECT: ORAL REPORT ON TRANSIT AND HIGHWAY PROJECT** [2022-0563](#)  
**RECOMMENDATION**  
RECEIVE oral report on Transit and Highway Project.  
**Attachments:** [Presentation - Major Projects](#)  
[Presentation - Countywide Projects](#)

**7. SUBJECT: ORAL REPORT ON ACTIVE TRANSPORTATION**

[2022-0564](#)

**RECOMMENDATION**

RECEIVE oral report on Active Transportation.

Attachments: [Presentation](#)

**8. SUBJECT: ORAL REPORT ON QUALITY OF LIFE EQUITY REPORT  
UPDATE**

[2022-0569](#)

**RECOMMENDATION**

RECEIVE oral report on Quality of Life Equity Report - 2022 Update.

Attachments: [Presentation](#)

**SUBJECT: GENERAL PUBLIC COMMENT**

[2022-0594](#)

RECEIVE General Public Comment

Consideration of items not on the posted agenda, including: items to be presented and (if requested) referred to staff; items to be placed on the agenda for action at a future meeting of the Committee or Board; and/or items requiring immediate action because of an emergency situation or where the need to take immediate action came to the attention of the Committee subsequent to the posting of the agenda.

**COMMENTS FROM THE PUBLIC ON ITEMS OF PUBLIC INTEREST WITHIN COMMITTEE'S  
SUBJECT MATTER JURISDICTION**

**Adjournment**



Metro

Los Angeles County  
Metropolitan Transportation  
Authority  
One Gateway Plaza  
3rd Floor Board Room  
Los Angeles, CA

## Board Report

---

**File #:** 2022-0572, **File Type:** Minutes

**Agenda Number:** 2.

---

### MEASURE M INDEPENDENT TAXPAYER OVERSIGHT COMMITTEE SEPTEMBER 7, 2022

**SUBJECT: MINUTES**

**RECOMMENDATION**

APPROVE Minutes of the Measure M Independent Taxpayer Oversight Committee Meeting held June 1, 2022.



Virtual Online Meeting

## **MINUTES**

**Wednesday, June 1, 2022**

**10:30 AM**

## **Measure M Independent Taxpayer Oversight Committee**

**DIRECTORS PRESENT:**  
Linda Briskman – Chair  
Ryan Campbell – Vice Chair  
Virginia Tanzmann  
Richard Stanger

**CALLED TO ORDER: 10:38 A.M.**

**ROLL CALL**

**1. SUBJECT: REMARKS BY THE CHAIR 2022-0349**

RECEIVED remarks by the Chair.

The Chair mentioned that Vice Chair Campbell would like to be skipped in terms of being the next Chair. He confirmed that is his preference due to external responsibilities and the Chair asked if Director Tanzmann would like to become Chair at the next meeting. She accepted.

Additionally, the Chair asked the Directors to reach out to their network to help fill the open spots on the roster.

VT	RC	LB (Chair)	RS
P	P	P	P

**2. SUBJECT: REMARKS BY THE CHIEF EXECUTIVE OFFICER 2022-0348**

CARRIED OVER: RECEIVE remarks by the Chief Executive Officer.

**3. SUBJECT: MINUTES 2022-0350**

APPROVED Minutes of the Measure M Independent Taxpayer Oversight Committee Meeting held March 2, 2022.

VT	RC	LB (Chair)	RS
Y	Y	Y	Y

**4. SUBJECT: ORAL REPORT ON BUDGET - SERVICE LEVELS 2022-0325**

RECEIVED Oral Report on Budget - Service levels.

VT	RC	LB (Chair)	RS
P	P	P	P

\*\*\*\*\*

VT = V. Tanzmann	RC = R. Campbell	LB = L. Briskman	RS = R. Stanger
------------------	------------------	------------------	-----------------

LEGEND: Y = YES, N = NO, C = CONFLICT, ABS = ABSTAIN, A = ABSENT, P = PRESENT



**5. SUBJECT: ORAL REPORT ON LOCAL RETURN**

**2022-0326**

RECEIVED Oral Report on Local Return.

Director Stanger asked what role Local Return plays in the provision of transit services. Staff did not have the data on hand but offered to return with the information to which the Director said it was unnecessary. The Director commented that the Local Return reports are only on capital spending within the cities, and he was unsure which group within Metro is watching the operations that local cities are providing. Staff responded that BOS assist with the municipal operators and Local Transit Systems Subcommittee (LTSS) assist with the smaller operators. Staff added that cities maximize their usage of Prop A funds for operation and Measure M funds are typically used for streets and roads.

VT	RC	LB (Chair)	RS
P	P	P	P

**6. SUBJECT: ORAL REPORT ON STATE OF GOOD REPAIR**

**2022-0327**

RECEIVED Oral Report on State of Good Repair.

VT	RC	LB (Chair)	RS
P	P	P	P

**7. SUBJECT: ORAL REPORT ON TRANSIT AND HIGHWAY PROJECT**

**2022-0328**

RECEIVED Oral Report on Transit and Highway Project.

VT	RC	LB (Chair)	RS
P	P	P	P

**8. SUBJECT: ORAL REPORT ON ACTIVE TRANSPORTATION**

**2022-0329**

RECEIVED Oral Report on Active Transportation.

VT	RC	LB (Chair)	RS
P	P	P	P

(continued on next page)


(Item 8 – continued from previous page)

Director Stanger said that according to the Measure M establishing document, a comprehensive program assessment should occur every five years. He asked if during next quarter's meeting staff can report on what that means and what steps are required to produce the assessment.

Next meeting tentatively scheduled for September 7, 2022.

ADJOURNED AT 11:43 A.M.

Prepared by: Mandy Cheung  
Administrative Analyst, Board Administration



---

Collette Langston, Board Clerk



Metro

Los Angeles County  
Metropolitan Transportation  
Authority  
One Gateway Plaza  
3rd Floor Board Room  
Los Angeles, CA

## Board Report

---

**File #:** 2022-0560, **File Type:** Informational Report

**Agenda Number:** 3.

---

**MEASURE M INDEPENDENT TAXPAYERS OVERSIGHT COMMITTEE  
SEPTEMBER 7, 2022**

**SUBJECT: ORAL REPORT ON BUDGET**

**ACTION: ORAL REPORT**

**RECOMMENDATION**

RECEIVE oral report on Budget.

A photograph of a Metro train at a station platform. The train is silver with 'Metro' and 'Metro Rail' branding. The platform has a blue and white structure with large glass panels. The background shows palm trees and a clear sky. An orange horizontal bar is located in the top right corner of the image.

# Metro Fiscal Year 2023 Adopted Budget

---

# Agenda

---

- FY23 Adopted Budget
- Program Highlights
  - Transportation Infrastructure Development (TID)
  - Regional Rail
  - Regional Allocation & Pass-throughs
  - General Planning and Programming
  - Oversight & Administration & Debt Services
  - Congestion Management
  - Transit Operations & Maintenance
  - Metro Transit Capital Improvement Program (CIP)
- People First
- Customer Experience
- Expanded Public Engagement



# FY23 Adopted Budget – \$8.75B

Revenues vs Expenditures



\*Includes one-time Federal relief funding (ARPA)

# Transportation Infrastructure Development (TID) - \$2.96B

## Transit Construction

\$ 2.2B

- Crenshaw/LAX & Regional Connector: Transition from construction to revenue service; budget transition from capital investment to operating

## Measures R & M Transit Planning

\$ 169.0M

- MR & MM devotes funds to transportation products
- Predevelopment work
- Environmental reviews
- Studies other projects

## Highway Modernization

\$ 634.1M

- Capacity Improvements
  - i.e., I-5 N (Santa Clarita), SR-57/60
- Street improvements
- NextGen Bus priority lanes
- I-105 Express Lanes

# Regional Rail Program Total Budget - \$273.3M



Link Union Station – Complete ROW Acquisition, Procure CM/GC contract

**\$91.9M**



Grade Separation Projects: Rosecrans/ Marquardt: Full construction, interim improvements construction

**\$40.3M**



Double Tracking Projects: Brighton to Roxford and Lone Hill Ave to White Ave - in final design

**\$9.9M**



High Desert Corridor Rail Service Plan and Other Metro Regional Rail Projects

**\$4.7M**



Metrolink's FY23 Budget is still under development and will be available.

**\$126.5M\***

\*Temporary placeholder



# Regional Allocations & Pass-throughs - \$1.9B

- Transit funding flows to LA County Transit Operators and Local Jurisdictions from Federal guidelines, State law, and Board adopted policies

Local Return, TDA 3 & 8 - \$822.4M  
Local Return to 88 cities and County of Los Angeles for transit and mobility improvements



Regional Transit - \$692.5M  
Municipal & Local Operators, and Access Services



Call for Projects & Other Local Agencies - \$314.7M,  
Inglewood Connector (ITC), Active Trans.,  
Destination Crenshaw/Sankofa Park



Fare Assistance (LIFE Program) - \$30.3M  
LIFE Program provides transportation assistance to low-income individuals of LA County



Regional Federal Pass-throughs - \$29.0M  
JARC, New Freedom Program, Senior and Disability Activities



# General Planning and Programming - \$216.6M



LA River Bike Path



Union Station Improvements

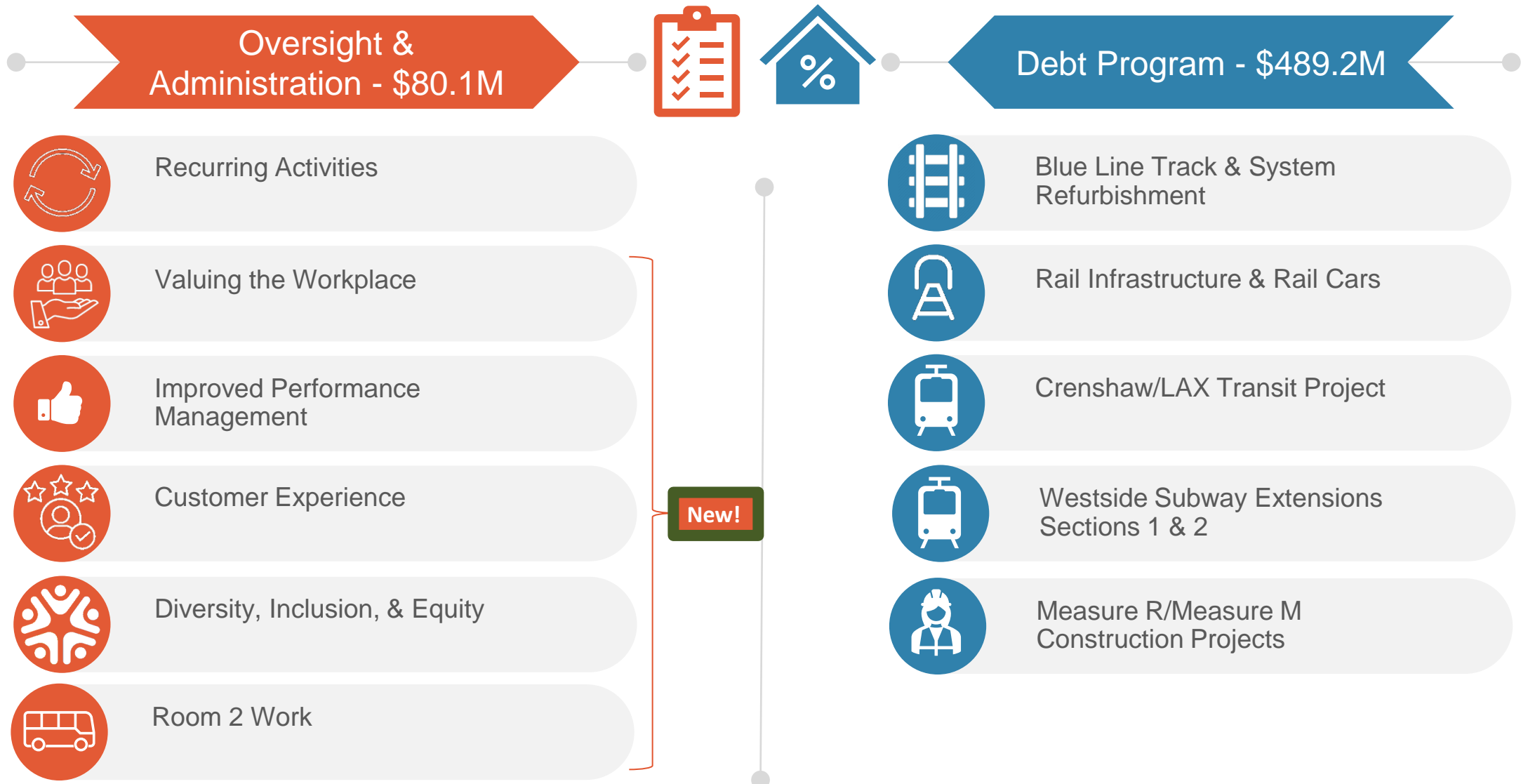


Transit to Parks



<b>M Metro</b>	
<b>Projects</b>	
Active Transportation, Bike, and Other	\$80.3M
Public Private Partnership (P3)/Unsolicited Proposals	\$7.6M
Financial, Grants Management, and Administration	\$48.4M
Property Management	\$80.3M

# Oversight and Administration & Debt Program- \$566M



# Congestion Management - \$137.1M

---

**ExpressLanes:** Provides drivers and transit riders with a fast, reliable, and high-quality alternative to freeway congestion on I-110 and I-10

**Freeway Service Patrol:** Mitigates congestion caused by incidents and assists motorists with disabled vehicles on freeways



**Motorist Services includes:** LA County Service Authority/Freeway Emergency (LA SAFE), Kenneth Hahn Call Box Program and 511 Traveler Information, Regional Integration of Intelligent Transportation Systems (RIITS)


**Rideshare Services:** Includes Regional Shared Mobility, Transportation Demand Management, and Vanpool Incentives

# Transit Operations & Maintenance - \$2.2B



## Bus Service

2% More Bus Revenue  
Service Hours



## NextGen Bus Plan

- Traffic signal Sync.
- Bus priority lanes
- All door boarding
- Speed & reliability improvements



## Customer Experience

- LIFE Program
- Enhanced cleanliness programs
- Fareless System Initiative - student support program
- Accelerated fabric seats replacement
- Reimagining Public Safety

Top  
Priority:  
Restoring  
Service



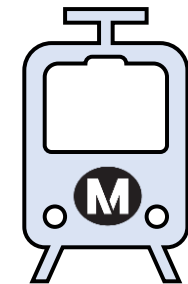
## Metro Micro

Provide better coverage of  
zones



## Rail Service

19.4% More Rail Revenue  
Service Hours






## New Lines

- Crenshaw/LAX
- Regional Connector, one seat ride








# Metro Transit Capital Improvement Program (CIP) - \$506.1M

## State of Good Repair (SGR) Total: \$424.8M

	<b>Rail</b>	Invest in new vehicles & refurbishment of existing vehicles	<b>\$168.5M</b>
	<b>Bus</b>	Purchase approximately 32 Battery Electric Buses (BEB)	<b>\$82.1M</b>
	<b>Safety</b>	Fire & Life Safety, communication, & monitoring systems	<b>\$32M</b>

## Transit Improvements/Modernizations (TIM) Total: \$81.2M

	<b>Rail to Rail Segment A</b>	Connects A Line & Crenshaw/LAX Line via bike path & walkway	<b>\$21.5M</b>
	<b>Rosa Parks Station</b>	Complete Willowbrook/Rosa Parks station	<b>\$5M</b>
	<b>J (Silver Line)</b>	Build Battery Electric Bus (BEB) charging infrastructure	<b>\$11M</b>

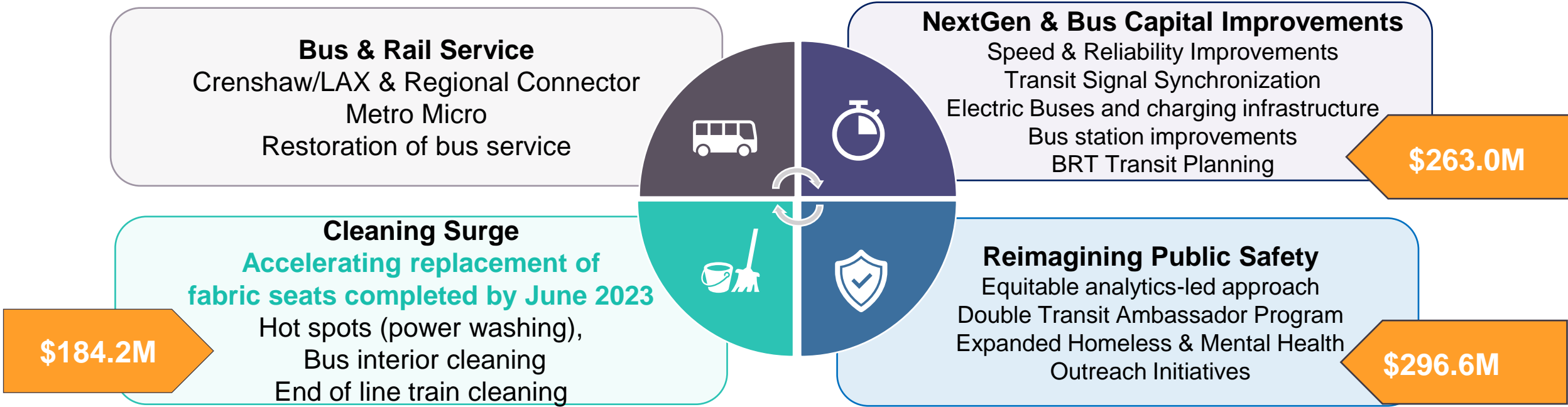
	<b>NextGen/ Better Bus &amp; CX</b>	Bus Mobile Validators (BMV) installation and support, Transit Signal Priority (TSP) installation	<b>\$13M</b>
		Tech enhancements, fare capping, EV charging stations	<b>\$4M</b>

# PEOPLE First

Quality investments



# Customer Experience (CX)



\* Some initiatives are included in multiple department budgets and may not be reflected in the estimated amounts, as they are being done within existing resources.







**Expanded Public  
Engagement and  
Stakeholder Outreach Plan**

---

# Expanded Public Engagement



September 29, October 4, 2021 & March 29, 2022  
>11,000 Listeners English & Spanish



**FY23 Budget Survey**  
>8,000 responses received

**+ 6,350**



FY23 Budget Survey  
>4,100 written responses received

**+ 3,400**



Stakeholders and Community Meetings




## LACMTA / LA Metro Budget Portal

Welcome to the Los Angeles County Metropolitan Transportation Authority (LACMTA) Budget portal – LA Metro Budget Portal. This portal provides financial and budget information for and on behalf of LACMTA (Metro) for riders, Metro's stakeholders, and the general public to learn all things budget related. The information on this website will be continuously updated as new information becomes available.



Budget Dashboard




Budget Survey Results



Annual Financial Reports



Budget Process Timeline



Budget Briefings and Meetings Schedule



Leave a Comment

**NEW**

# We Heard: From Survey Results to Budget Actions



Clean



Safety



Expanding Rail



More Bus



Reliable



Frequent Service



Restoring bus service



**WE WANT  
YOUR  
FEEDBACK**



Visit our new budget portal and provide feedback at <http://metrobudget.net>



Submit by regular mail to:  
LAC - Metropolitan Transportation Authority  
One Gateway Plaza, MS 99-3-1  
Los Angeles, CA 90012-2932  
Attn: Board Clerk



Provide your feedback via email at [budgetcomments@metro.net](mailto:budgetcomments@metro.net)



Join our virtual Public Hearing on May 18, 2022 and provide your feedback





Metro

Los Angeles County  
Metropolitan Transportation  
Authority  
One Gateway Plaza  
3rd Floor Board Room  
Los Angeles, CA

## Board Report

---

**File #:** 2022-0561, **File Type:** Informational Report

**Agenda Number:** 4.

---

**MEASURE M INDEPENDENT TAXPAYERS OVERSIGHT COMMITTEE  
SEPTEMBER 7, 2022**

**SUBJECT: ORAL REPORT ON LOCAL RETURN**

**ACTION: ORAL REPORT**

**RECOMMENDATION**

RECEIVE oral report on Local Return.

# Measure M Local Return

September 2022 update



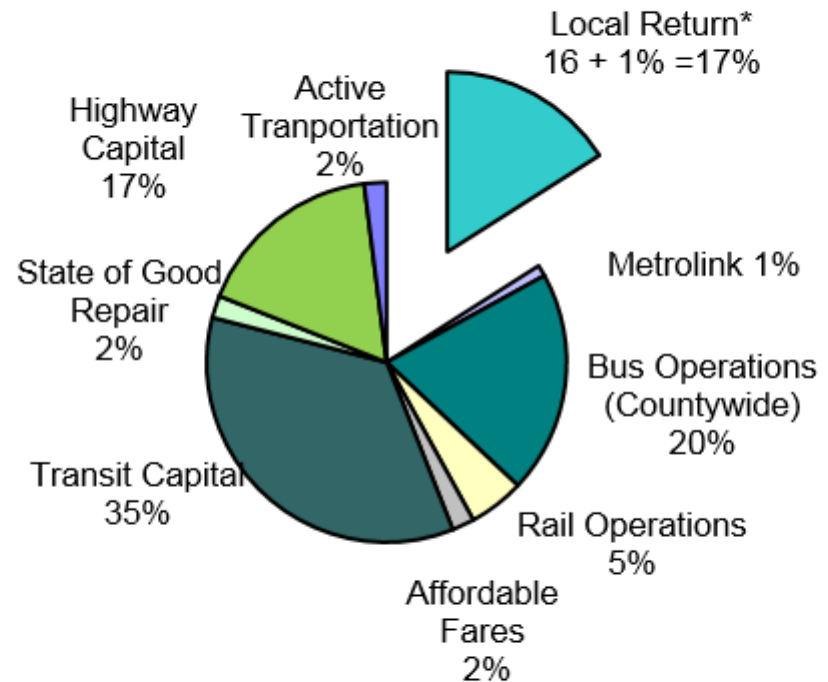
Susan Richan and Chelsea Meister,  
Local Programming

# Local Return (LR) – Measure M

- Measure M (approved in 2016 – funding started FY18)
  - 17% LR share (16% share plus 1% of the 1.5% off the top)
- Requires Assurances and Understanding agreement
- Jurisdictions are audited annually for compliance to **Measure M**  
Data from the LRMS  
(Formerly on the Form M-One and Form M-Two)

Due dates are the same for all LR:  
August 1 (budget) and  
October 15th (expenditures)

## MEASURE M



\*Local Return receives 1% from the 1.5% of the "off the top" Administration

# LRMS – Updates

## Meetings and due dates (former met deadlines are shaded)

- Potential lapsing emails were sent to cites on February 15, 2022
- Budget information on the FY2022-23 Local Return portion of the Formula Allocation Process (FAP) transit fund estimates were emailed to cities on February 28, 2022
- Broadcast email “end of year check list” sent June 2, 2022
- The Audit Workshop for the FY2021-22 Audit was held July 22, 2022
- Cities are required to submit the 8/1 - Project Updates Table to carryover FY22 project into new FY23 due August 1, 2022
  
- Actuals are due by city audit date or Oct 15, 2022 – whichever comes first
- The audits are required to be completed by December 31, 2022



# Local Return (LR) – Measure M



Before and After



# Local Return (LR) – Measure M



# Local Return (LR) – Measure M



# Local Return (LR) – Measure M



# Local Return (LR) – Measure M



# Local Return (LR) – Measure M



# Local Return (LR) – Measure M



# Local Return (LR) – Measure M





# Local Return (LR) – Measure M



# Local Return (LR) – Measure M



Before and After

# Local Return (LR) – Measure M



# Local Return (LR) – Measure M



# Local Return (LR) – Measure M




# Local Return (LR) – Measure M



Before and After

# Local Return (LR) – Measure M



**Metro**

Sierra Madre – Street Improvements

# Local Return (LR) – Measure M





# Local Return (LR) – Measure M



# Local Return (LR) – Measure M



# THANK YOU!

## Questions?

Susan Richan

[richans@metro.net](mailto:richans@metro.net)

(213) 922-3017

Chelsea Meister

[meisterc@metro.net](mailto:meisterc@metro.net)

(213) 922-5638



Metro

Los Angeles County  
Metropolitan Transportation  
Authority  
One Gateway Plaza  
3rd Floor Board Room  
Los Angeles, CA

## Board Report

---

**File #:** 2022-0562, **File Type:** Informational Report

**Agenda Number:** 5.

---

**MEASURE M INDEPENDENT TAXPAYERS OVERSIGHT COMMITTEE  
SEPTEMBER 7, 2022**

**SUBJECT: ORAL REPORT ON STATE OF GOOD REPAIR**

**ACTION: ORAL REPORT**

**RECOMMENDATION**

RECEIVE oral report on State of Good Repair.



# Measure M Independent Taxpayer Oversight Committee

Enterprise Transit Asset Management

*State of Good Repair*



Metro

# TAM Inventory Database Overview

- Asset Inventory Database Statistics – as of Nov. 2021 NTD update
  - 27,897 asset records tracking over 500,000 assets
  - \$20.1B Asset Replacement Value (FY22\$)
  - \$25.5 B SGR needs over 40 years (FY22\$)
  - \$2.1B Current Backlog (FY22\$)
- ETAM Preparing to Report data through 6/30/2022 into National Transit Database (NTD) by 10/31/2022 deadline
  - 16 reports regarding asset inventory
  - Annual TAM Narrative Report
  - NTD A90 report - Performance Measure Targets
  - TAM Plan 2022 update
  - Group TAM Plan update
- Next NTD update due October 31, 2022

# Federal Transit Administration (FTA) Reporting Requirements FY21

FTA TAM Performance Measures / Targets					Based on FY21 Census Date (6/30/2021)				FY22 Forecast				
Asset Class	Performance Measure based on 49 CFR Part 625	① FY21 Target (reported to FTA)	② = ⑥ / ⑤ FY21 Actual (Calc'd by FTA)	③ = ⑩ / ⑨ FY22 Target (reported to FTA)	④ Total Asset Count	⑤ "Active" Asset Count	⑥ Exceeded ULB (NTD Method <sup>†</sup> )	⑦ Average Age	⑧ Total Asset Estimate	⑨ "Active" Asset Estimate	⑩ Exceeded ULB (NTD Method <sup>†</sup> )	⑪ Average Age	
Rolling Stock	Articulated Bus (AB)	625.43(b): Rolling stock. The performance measure for rolling stock is the percentage of [active, dedicated] revenue vehicles [for which the agency has capital responsibility] within a particular asset class that have either met or exceeded their useful life benchmark.	46.59%	45.25%	34.07%	340	316	143	7.4	275	273	93	6.5
	Bus (BU)		15.12%	0.00%	2.63%	1,999	1,806	0	6.9	1,958	1,899	50	6.7
	Heavy Rail Vehicles (HR)		0.00%	0.00%	18.18%	102	88	0	24.3	102	88	16	25.3
	Light Rail Vehicles (LR)		0.00%	0.00%	0.00%	292	245	0	8.0	337	309	0	7.6
Equipment	Asset Class	Performance Measure based on 49 CFR Part 625	FY21 Target (reported to FTA)	FY21 Actual (Calc'd by FTA)	FY22 Target (reported to FTA)		Total Asset Count	Exceeded ULB (NTD Method <sup>†</sup> )	Average Age		Total Asset Estimate	Exceeded ULB (NTD Method <sup>†</sup> )	Average Age
	Automobiles	625.43(a): Equipment: (non-revenue) service vehicles. The performance measure for non-revenue, support-service and maintenance vehicles equipment is the percentage of those vehicles that have either met or exceeded their useful life benchmark.	25.47%	25.63%	37.83%		480	123	7.7		460	174	8.5
	Trucks and Other Rubber Tire Vehicles		37.41%	39.64%	40.18%		999	396	10.2		978	393	10.1
	Steel Wheel Vehicles		20.00%	20.00%	20.00%		10	2	8.1		10	2	9.1
Facilities	Asset Class	Performance Measure based on 49 CFR Part 625	FY21 Target (reported to FTA)	FY21 Actual (Calc'd by FTA)	FY22 Target (reported to FTA)	Total Facilities	Facilities Assessed *	Facilities Below TERM Condition 3					
	Passenger Facilities (Stations & Parking)	625.43(d): Facilities. The performance measure for facilities is the percentage of facilities within an asset class, rated below condition 3 on the TERM scale.	0.00%	0.00%	0.00%	255	213	0					
	Administration & Maintenance Facilities		0.00%	0.00%	0.00%	151	150	0					
Infrastructure	Asset Class	Performance Measure based on 49 CFR Part 625	FY21 Target (reported to FTA)	FY21 Actual (Calc'd by FTA)	FY22 Target** (reported to FTA)		Total Revenue Track	Average Performance Restriction					
	Heavy Rail (HR)	625.43(c): Infrastructure: rail fixed-guideway, track, signals, and systems. The performance measure for rail fixed-guideway, track, signals, and systems is the percentage of track segments with performance restrictions.	0.28%	0.38%	0.30%		31.84 miles	0.12 miles					
	Light Rail (LR)		2.36%	3.48%	2.78%		171.73 miles	5.97 miles					

\* FY21 Facility Performance Measure includes the facilities assessed in FY18 - FY21.

\*\* FY22 Infrastructure Performance Measure forecast is 80% of FY21 actual performance measure.

† Uses the FTA/NTD method of calculating age: **Census Year - Year of Manufacture** for each asset.



**Metro**

# Transit Asset Management – Accomplished and In Progress

## **Support Implementation of new Enterprise Asset Management System (EAMS)**

- ETAM staff participating as Sponsor and Subject Matter Expert (SME) to implement EAM System Integration (SI) Phase II – awarded October 2021.
- Support EAM project for duration of approximate 3-year contract to help ensure success.
- Coordinate with EAM team for a process to “on board” new assets acquired from new capital projects. Must report new assets “in service” to the FTA.

## **Continued Condition Assessments:**

- Structures (Inspections) Contract – FY23, in contract year 4 of 5. Completed 74 of 74 inspections in FY22.
- Fire Life Safety Systems – Completed contract and shared consultant’s recommendations with Operations to support their SGR capital project prioritization requests.
- Awarded Facilities Condition Assessment Contract May 2022 for FY23 required assessments
  - Started receiving initial deliverables to proceed with Condition Assessments
- Completed 143 of 143 scheduled facilities assessments in FY22 to comply with 4-year cycle of Facilities condition reporting into the NTD.



**Metro**



# Transit Asset Management – Accomplished and In Progress

## **Provided input on development of SGR Capital Projects for FY23 Budget**

- Provided SGR asset replacement needs to Operations to support project prioritization process
- Provided SGR short and long term needs to Planning and OMB for funding process'
- Working to update backlog and SGR need with funded FY22 data.

## **October 31, 2022 - FTA TAM Rulemaking compliance deadline:**

- May - Group TAM Plan - coordinated with 33 sub-recipient transit agencies who are verified participates and gathered pertinent information including changes from last year
- June/July – Sent reminders to all asset stakeholders to begin to prepare for RY22 data collection and 6/30/2022 cutoff. Began collecting data from Operations' asset managers to update asset information
- August – Validate information with asset owners
- September – Formulate Performance Measures and Targets information, Written Narrative
- October – Receive Executive Approval to upload Performance Target data
- Upload data into National Transit Database (NTD) for multiple (16) asset reports by ETAM
- Complete 2022 TAM Plan update, due every four years per the TAM Rulemaking. In process.



Thank you!

Denise Longley  
Enterprise Transit Asset Management  
*State of Good Repair*



Metro®



Metro

Los Angeles County  
Metropolitan Transportation  
Authority  
One Gateway Plaza  
3rd Floor Board Room  
Los Angeles, CA

## Board Report

---

**File #:** 2022-0563, **File Type:** Informational Report

**Agenda Number:** 6.

---

### MEASURE M INDEPENDENT TAXPAYERS OVERSIGHT COMMITTEE SEPTEMBER 7, 2022

**SUBJECT: ORAL REPORT ON TRANSIT AND HIGHWAY PROJECT**

**ACTION: ORAL REPORT**

**RECOMMENDATION**

RECEIVE oral report on Transit and Highway Project.

# **Measure M Independent Taxpayer Oversight Committee**

## **Countywide Planning Major Project Updates**

Allison Yoh, Executive Officer, Countywide Planning and Development

September 7, 2022

# Countywide Planning Major Project Updates

## Measure M Oversight Committee (September 7, 2022)



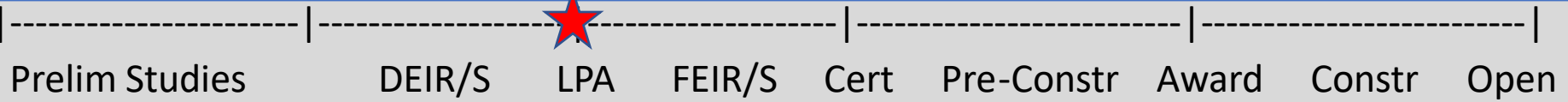
### > Major Pillar Projects

- A) West Santa Ana Branch
- B) Eastside Transit Corridor Phase 2
- C) Sepulveda Transit Corridor
- D) C (Green) Line Extension to Torrance

### > Other Projects in Planning and Development

- Vermont Transit Corridor
- North Hollywood to Pasadena
- North San Fernando Valley BRT

# West Santa Ana Branch Transit Corridor



## Recent Activities

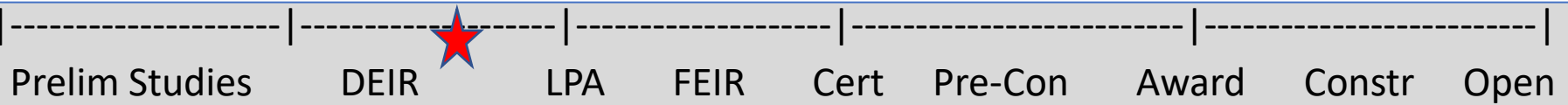
- WSAB continues to meet with cities and key agencies/stakeholders such as Caltrans, CPUC and USACE to coordinate on Draft EIS/R comment responses and resolution
- **July 2022:** Received additional design and engineering comments from UPRR & Ports
- **July/August 2022:** Meeting(s) with Arts/Industrial District property owners for Slauson to LAUS Study

## Next Actions

- Complete Design Input/Coordination by October 2022
- September 2022: Provide update on environmental, advanced engineering work (project risks, utilities investigations and mapping) and funding



# Eastside Transit Corridor Phase 2

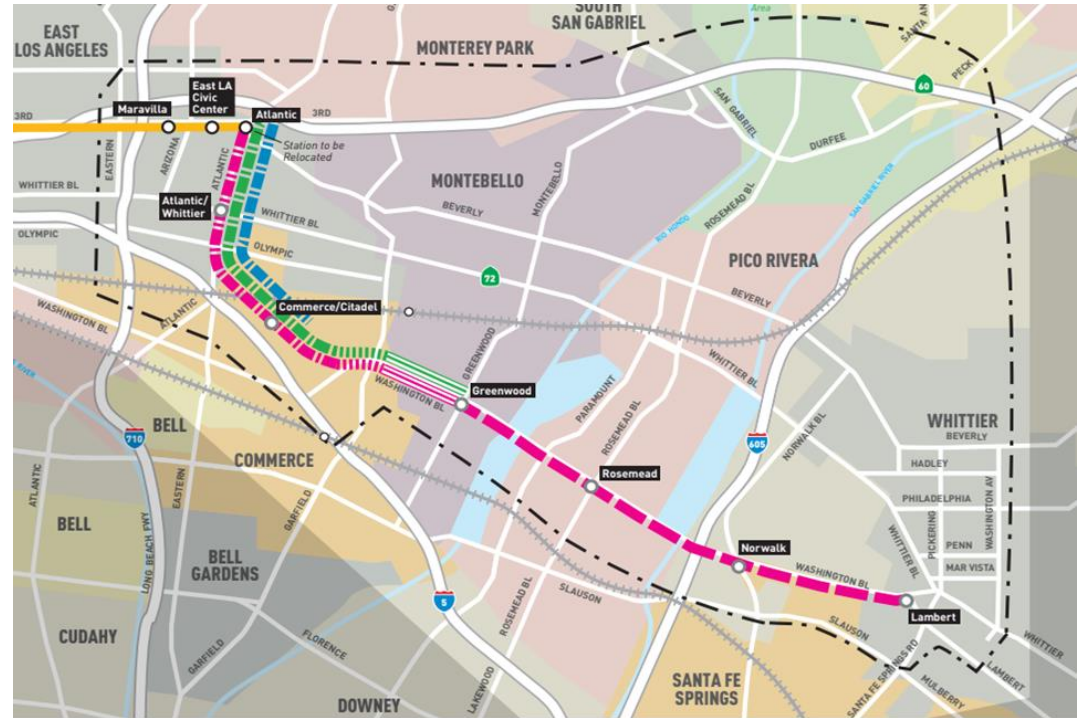


## Recent Activities

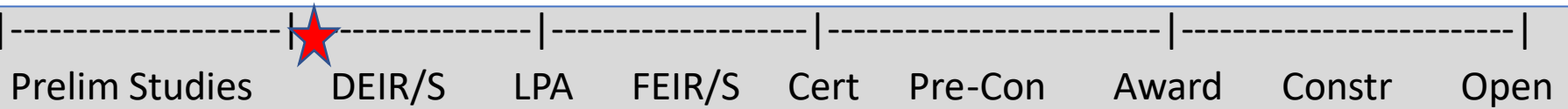
- Draft EIR released on June 30 (60-day comment period)
- Public Hearings
  - East LA (July 21)
  - Montebello (July 30)
  - Virtual (August 11)
  - Whittier (August 17)

## Next Actions

- Close of public review period on August 29, 2022
- Collaborating with Program Management on the advancement of engineering activities for alternate project delivery
- Return to Board with update on comments received and staff recommendation



# Sepulveda Transit Corridor



## Recent Activities

- June 15: Scoping Report released
- June 16: Virtual community meeting to review Scoping Report
- Ongoing engagement with third party agencies

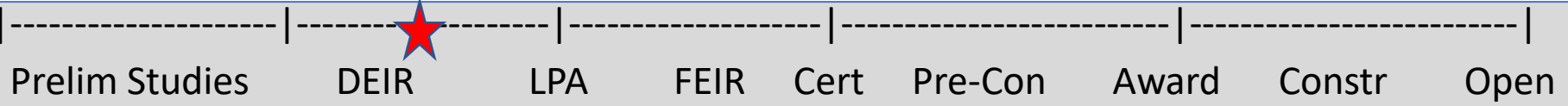
## Next Actions

- Prepare for fall community update meetings
- Continue to develop designs and prepare for environmental technical studies





# C (Green) Line Extension to Torrance

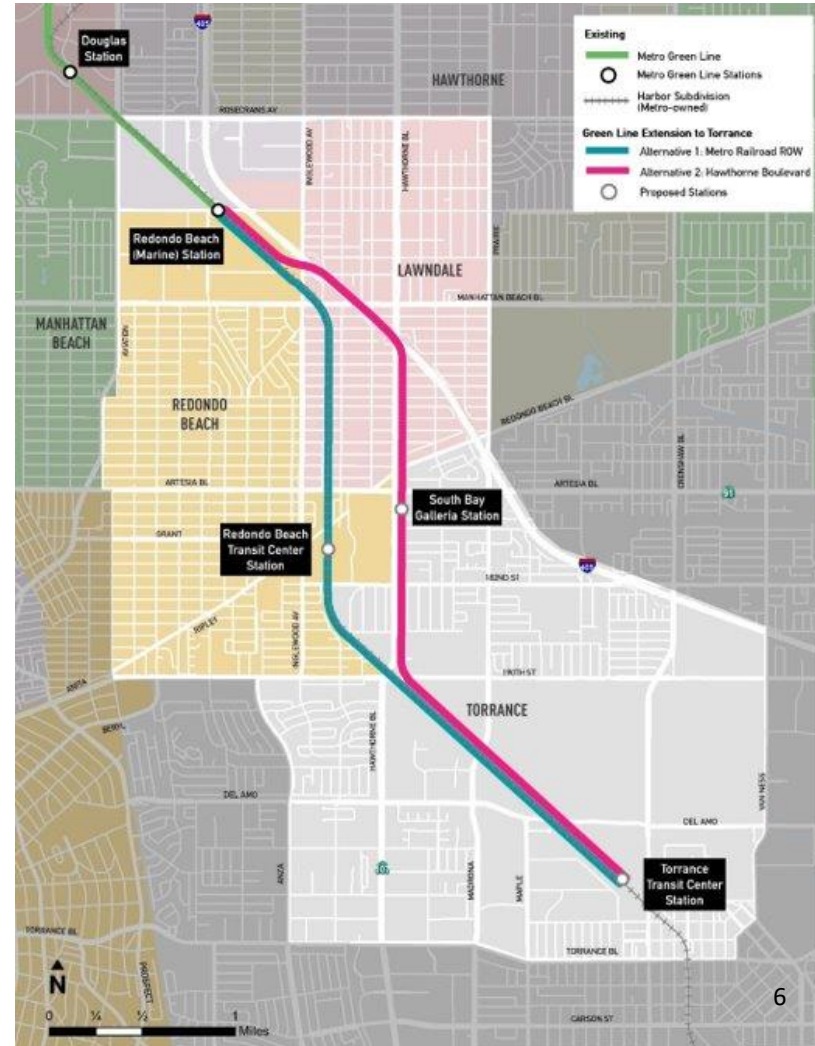


## Recent Activities

- Finalizing conceptual engineering plans and preparing environmental analysis
- Community meetings (open house)
  - Redondo Beach (August 11)
  - Virtual Meeting (August 15)
  - Torrance (August 16)
  - Lawndale (August 17)
- Ongoing meetings with cities, BNSF, Caltrans, utilities, and property owners

## Next Actions

- Release Draft EIR: Winter 2022/23
- Board selection of Locally Preferred Alternative (LPA) in 2023



# Vermont Transit Corridor



Prelim Studies

DEIR/S

LPA

FEIR/S

Cert

Pre-Con

Award

Constr

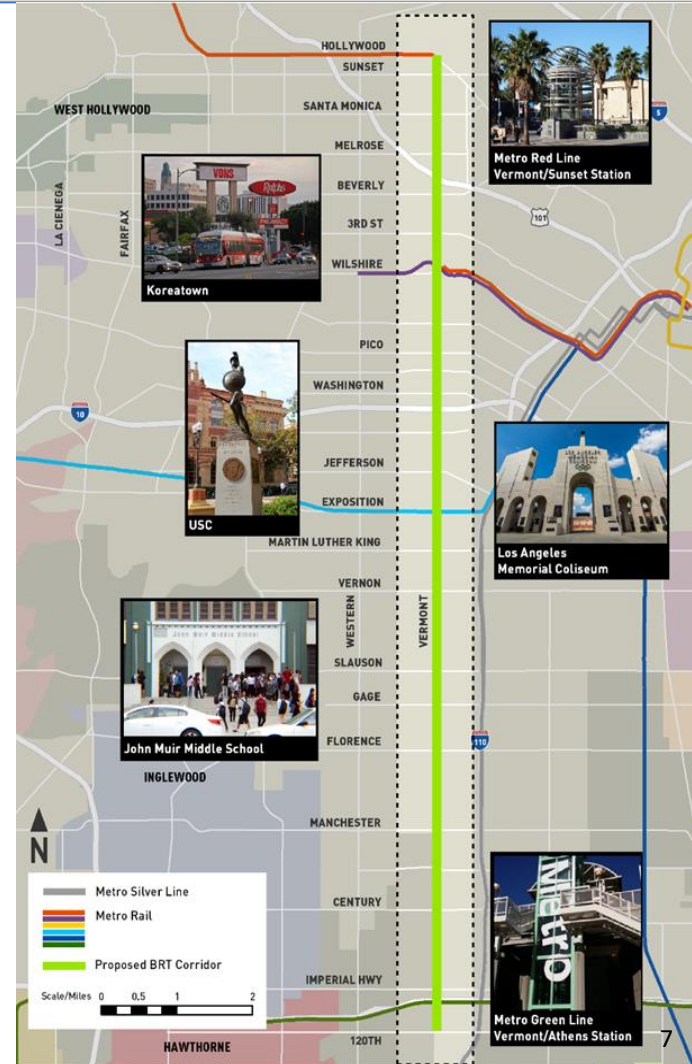
Open

## Recent Activities

- August 2022: Return to Board with update on Community-Based Partnership Program (CPP) and proposed plan for environmental study
- Continued briefings for key stakeholders

## Next Actions

- Develop environmental study scope informed by CPP feedback
- Initiate procurement for environmental study
- Coordinate with Service Planning on some potential near-term bus service improvements



# North Hollywood to Pasadena BRT

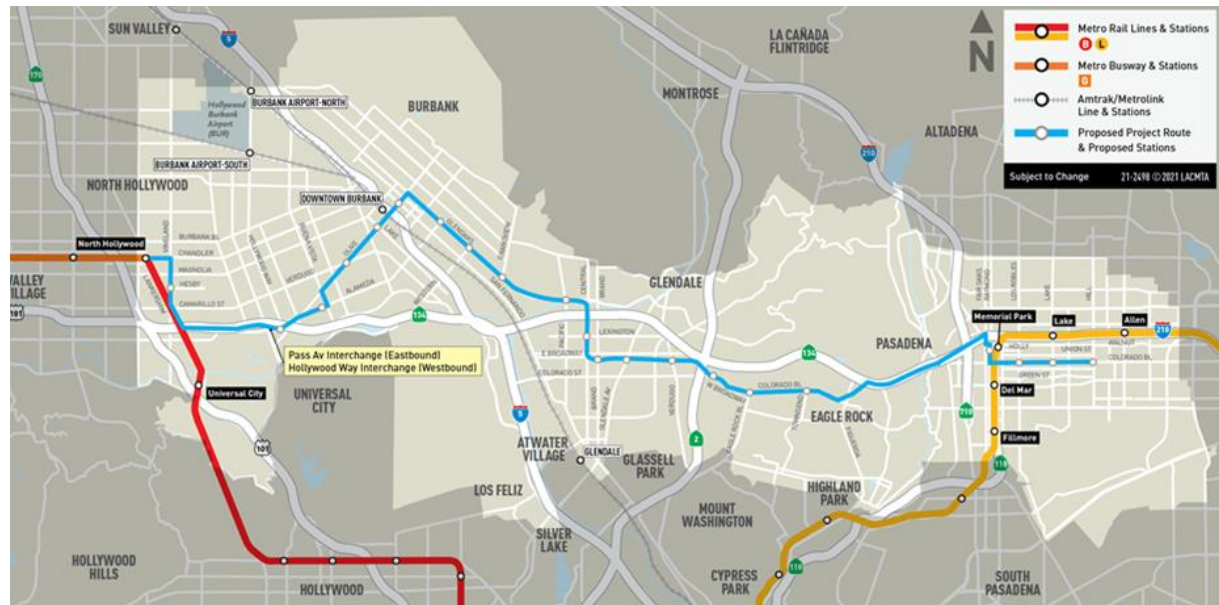


## Recent Activities

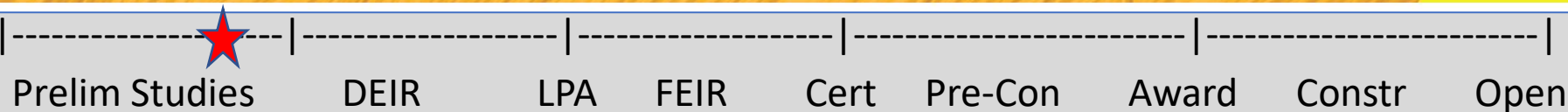
- Preliminary engineering underway, including traffic analyses and preparation for First/Last Mile work

## Next Actions

- Continue advancing design of bus lanes, station kit-of-parts, transit signal priority, and other project elements
- Continue coordinating with cities on project design in preparation for construction



# North San Fernando Valley BRT Improvements



## Recent Activities

- Continue key stakeholder engagement
- Community engagement and meetings in June
  - Virtual (June 15)
  - Panorama City (June 18)
  - CSUN (June 21)
  - Approximately 120 attendees
- Continue evaluation of proposed BRT Network Improvements in coordination with NextGen

## Next Actions

- Anticipated Fall 2022 Board review of recommended BRT network improvements based on community input



# Measure M Independent Taxpayer Oversight Committee

















## Program Management Major Project Status Report

Presented By

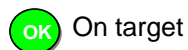
**Julie Owen**

Sr Executive Officer, Project Management Oversight

# PROJECT BUDGET & SCHEDULE STATUS SUMMARY CHART

Project	Cost Performance		Schedule Performance		Comments
	Variance Approved LOP	Variance Revised Budget	Variance Original	Variance Revised Schedule	
Westside Purple Line Extension-Section 3					Project is 40% complete and proceeding on schedule and within budget. Equity - 1 of 2 stations (50%) are within or adjacent to Equity Focus Communities (2019 EFCs).
Airport Metro Connector					Early Works Phase is 83.6% complete with focus on closing out this phase of work. Primary station Contractor (15.7% complete) continues with structural foundation and utility underground work within the main rail station, main hub and bus plaza sections of the project and procurement of long-lead material. Equity - 100% of the project is within or adjacent to Equity Focus Communities (2019 EFCs).
G Line BRT Improvements					Progressive Design Build Contract Industry Review completed December 2021. RFP released February 2022. Contract award anticipated Summer 2022. Pilot Gate construction and testing complete. AURs and property acquisitions underway. Equity: 8 of 18 stations (47%) are within or adjacent to Equity Focus Communities (2019 EFCs).
I-5 North County Enhancements					Site preparation work is nearing completion as Contractor begins work on bridge and retaining walls in multiple locations. Equity - This project is not located within or adjacent to Equity Focus Communities (2019 EFCs).

As of August 30, 2022



On target



Possible problem  
(5-10% variance)



Significant Impact  
(over 10% variance)



Metro 2

# WESTSIDE PURPLE LINE EXTENSION – SECTION 3

## BUDGET

<u>FFGA</u>	<u>Approved LOP*</u>	<u>Previous Period**</u>	<u>Current Forecast**</u>
\$3,599M	\$3,224M	\$3,224M	\$3,224M
<i>Variance from Approved LOP:</i>		\$0M (0%)	\$0M (0%) <span>OK</span>
<i>Variance from Revised Budget:</i>			\$0 <span>OK</span>

\*At time of the award of contract – Board Approval February 2019

\*\*Excludes finance costs

## SCHEDULE

		(REVENUE OPERATION)	
<u>Original</u>	<u>Approved Rebaseline</u>	<u>Previous Period</u>	<u>Current Forecast*</u>
Mar. 2027	N/A	Spring 2027	Spring 2027
<i>Variance from Original:</i>		+0d (0%)	+0d (0%) <span>OK</span>
<i>Variance from Revised Schedule:</i>			0d <span>OK</span>

\*Current Forecast is Contractor's March Schedule update

\*\*Approval in process

- Safety:** Project Hours: 1,988,977 Recordable Injury Rate: 1.51 vs The National Average: 2.4 (as of June 2022)
  - C1151: Project Hours: 1,021,964; Recordable Injury Rate: 2.94 (as of June 2022)
  - C1152: Project Hours: 967,013; Recordable Injury Rate: 0.0 (as of June 2022)
  - Although there are some improvements in safety practices, Metro is still concerned about the C1151 Contractor's safety record.
- Overall Project Progress is 40% complete
- Final design progress is 96% complete
- Tunneling**
  - Both tunnel boring machines (TBMs) "Aura" and "Iris" are operating in Los Angeles in Wilshire Blvd. Progress as of July 1, 2022, is as follows:
    - Aura "BL TBM" (eastbound subway tunnel) – Reach 6: 2,800 ft. (29%), overall: 6,800 ft. (50%)
    - Iris "BR TBM" (westbound subway tunnel) – Reach 6: 3,700 ft (39%), overall: 7,700 ft (57%)
  - Tunneling progress is slower than contractor's baseline. Contractor needs to mitigate to delay.
- Westwood/UCLA Station**
  - Support of Excavation pile installation continues, about 85% complete.
- Westwood/VA Station**
  - VA steam tunnel relocation continues.
- Equity:** 1 of 2 stations (50%) are within or adjacent to Equity Focus Communities (2019 EFCs).



BR TBM – Hyperbaric Intervention Cutting Tool Replacement



Westwood/VA – VA Steam Tunnel Relocation  
Installation of 12-in Ductile Iron Waterline

As of June 30, 2022



On target



Possible problem  
(5-10% variance)



Significant Impact  
(over 10% variance)



Metro 3

# AIRPORT METRO CONNECTOR (AMC) PROJECT

BUDGET	Approved LOP*	Previous Period	Current Forecast
TOTAL COST	\$898.6M	\$898.6M	\$898.6M
Variance from Approved LOP:		\$0M (0%)	\$0M (0%)
Variance from Revised Budget:			\$0

\*Approved May 2021 Board

SCHEDULE	Approved Rebaseline	(Revenue Operation) Previous Period	Current Forecast*
Original	N/A	Fall 2024	Fall 2024
Variance from Original:		+0d (0%)	+0 d (0%)
Variance from Revised Schedule:			0d

\*Current Forecast is Metro's May Schedule update

## Safety:

- Project Hours: 99,218 (as of June 2022)
- Recordable Injury Rate: 2.01 (National Average: 2.4)

## Progress:

- Early Works Phase construction (83.6% complete) with focus on closing out Phase.
- North Turn back and Reconfiguration of signal and OCS system with turnback facility is completed and undergoing testing.
- Primary Station Construction (15.7% ) has continued with installation of structural piles, construction of pile caps, underground utilities and procurement of long-lead material. Work within the LRT area has been expedited.
- **Equity:** 100% of the project is located within or adjacent to Equity Focus Communities (2019 EFCs).



As of June 30, 2022

On target

Possible problem (5-10% variance)

Significant Impact (over 10% variance)





# G LINE BRT IMPROVEMENTS PROJECT

BUDGET	Approved LOP	Previous Period	Current Forecast
TOTAL COST	N/A	N/A	\$392 M - \$476 M
Variance from Approved LOP:		\$0M (0%)	\$0M (0%) <span>OK</span>
Variance from Revised Budget:			\$0 <span>OK</span>

*\*Project will work within the annual budget constraints until LOP is established*

SCHEDULE	Approved Rebaseline	(Revenue Operation) Previous Period	Current Forecast*
Original	N/A	N/A	Dec 2026
Variance from Original:		+0d (0%)	+0 d (0%) <span>OK</span>
Variance from Revised Schedule:			0d <span>OK</span>

*\*Current Forecast is Metro's Internal Schedule, Baseline schedule not yet approved at time of update*

- **Progressive Design Build Contract:**
  - PDB Contract Award anticipated Summer 2022
- **Utility Owner-performed AURs:**
  - Sepulveda – removal of poles and overhead wires pending PDB contractor installation of new power service
  - Vesper – DWP crews pulling cable through August, Charter tentative construction start in September
  - Sylmar – Work complete within City ROW, construction on hold pending approved license agreement between Metro and DWP
- **Property Acquisitions underway:**
  - One property eliminated, reducing total number of acquisitions from 9 to 8 properties
  - Eight acquisitions in negotiation phase
  - All offers presented to owners between 3/31 and 5/24
- **Equity:** 8 of 17 stations (47%) are within or adjacent to Equity Focus Communities (2019 EFCs).



DWP Overhead Construction at Vesper



DWP Overhead Construction at Vesper

As of June 30, 2022

OK On target

◆ Possible problem  
(5-10% variance)

▲ Significant Impact  
(over 10% variance)


# I-5 NORTH COUNTY ENHANCEMENTS

BUDGET	Approved LOP*	Previous Period	Current Forecast
TOTAL COST	\$679.3M	\$679.3M	\$679.3M
Variance from Approved LOP:		\$0M (0%)	\$0M (0%)
Variance from Revised Budget:			\$0

\*At time of the award of contract – Board Approval (March 2021)

SCHEDULE	Approved Rebaseline	(Substantial Completion) Previous Period	Current Forecast
Original July 2026	N/A	Summer 2026	Summer 2026
Variance from Original:		+0d (0%)	0d (0%)
Variance from Revised Schedule:			N/A

- Site preparation work is nearing completion as Contractor begins work on bridge and retaining walls in multiple locations. Aerially Deposited Lead (ADL) removal, removal of existing guardrail and pavement in the Median, and roadway excavation activities continue.
- Project Team continues to coordinate with stakeholders: Caltrans, Federal Highway Administration (FHWA), City of Santa Clarita, Los Angeles County, CHP, NPS, CDFW.
- Equity:** This project is not located within or adjacent to 2019 Equity Focus Communities information (2019 EFCs).



Erection of Column for new Weldon Canyon bridge

Median Excavation work for retaining walls in progress

As of June 30, 2022



On target



Possible problem  
(5-10% variance)



Significant Impact  
(over 10% variance)



Metro 6



Metro

Los Angeles County  
Metropolitan Transportation  
Authority  
One Gateway Plaza  
3rd Floor Board Room  
Los Angeles, CA

## Board Report

---

**File #:** 2022-0564, **File Type:** Informational Report

**Agenda Number:** 7.

---

### MEASURE M INDEPENDENT TAXPAYERS OVERSIGHT COMMITTEE SEPTEMBER 7, 2022

**SUBJECT: ORAL REPORT ON ACTIVE TRANSPORTATION**

**ACTION: ORAL REPORT**

**RECOMMENDATION**

RECEIVE oral report on Active Transportation.



Metro is making it easier to walk, bike, and roll.



MEASURE M ACTIVE TRANSPORTATION UPDATES

# Metro Active Transport Program



## Active Transportation Corridor Projects

- 1 Avalon-MLK-Gage  
City of Los Angeles
- 2 Randolph  
City of Commerce
- 3 Redondo Beach Blvd  
City of Redondo Beach
- 4 1st-Riggin-Potrero Grande  
City of Monterey Park
- 5 Huntington-Main/Fremont  
City of South Pasadena

## First/Last Mile Projects

- 1 Hollywood/Highland  
City of Los Angeles
- 2 Hollywood/Vine  
City of Los Angeles
- 3 East LA Civic Center  
Los Angeles County
- 4 LAX/Aviation  
City of Los Angeles
- 5 Olympic/26th  
City of Santa Monica
- 6 Sepulveda OL  
City of Los Angeles
- 7 Slauson Station  
Los Angeles County
- 8 Western/Slauson  
City of Los Angeles
- 9 Culver City  
City of Culver City
- 10 Downtown LB (6th St)  
City of Long Beach
- 11 Santa Monica/La Brea  
City of West Hollywood

- > ATC 1: Avalon/MLK/Gage & Redondo Beach Boulevard
  - Kick-off Meetings and Project Development Team (PDT) Meetings
- > FLM 1 & 2: Hollywood/Highland & Hollywood/Vine
  - 50% Construction Plans
- > FLM 6: Sepulveda Orange Line
  - Stakeholder Engagement on Aug. 24, 2022

# Multi-Year Subregional Programs



- > Board approval of \$18.6M programmed for Central Cities
  - New Pedestrian Crossings at Spring/Ann and Crenshaw/Brynhurst
  - Active Streets LA – South
  - Various Safe Routes to School Projects
  - Valencia Triangle Plaza Project
  - East LA Civic Center Station FLM Improvements
- > Board approval for Gateway Cities
  - \$2.6M for the Pico Rivera Regional Bikeway Project

# LA River Path (Central Cities)

- > Ongoing technical study for Draft Environmental Impact Report
- > Continued engagement with USACE and other key stakeholders
- > Development of agreements as response to Dec 2021 Board direction
- > Advancing design of bike/ped bridge over US-101 to connect with Union Station
- > PDT Meeting held Aug. 24
- > Public Meetings scheduled for Sept. 26 and Oct. 1



# LA River Path (San Fernando Valley)

- > Measure M Funding Agreement under development
- > ATP Cycle 6 application submitted





# Active Transportation Strategic Plan



## > Final Regional Network

- Technical Working Group (TWG)
- Stakeholder Briefings
- Community Events

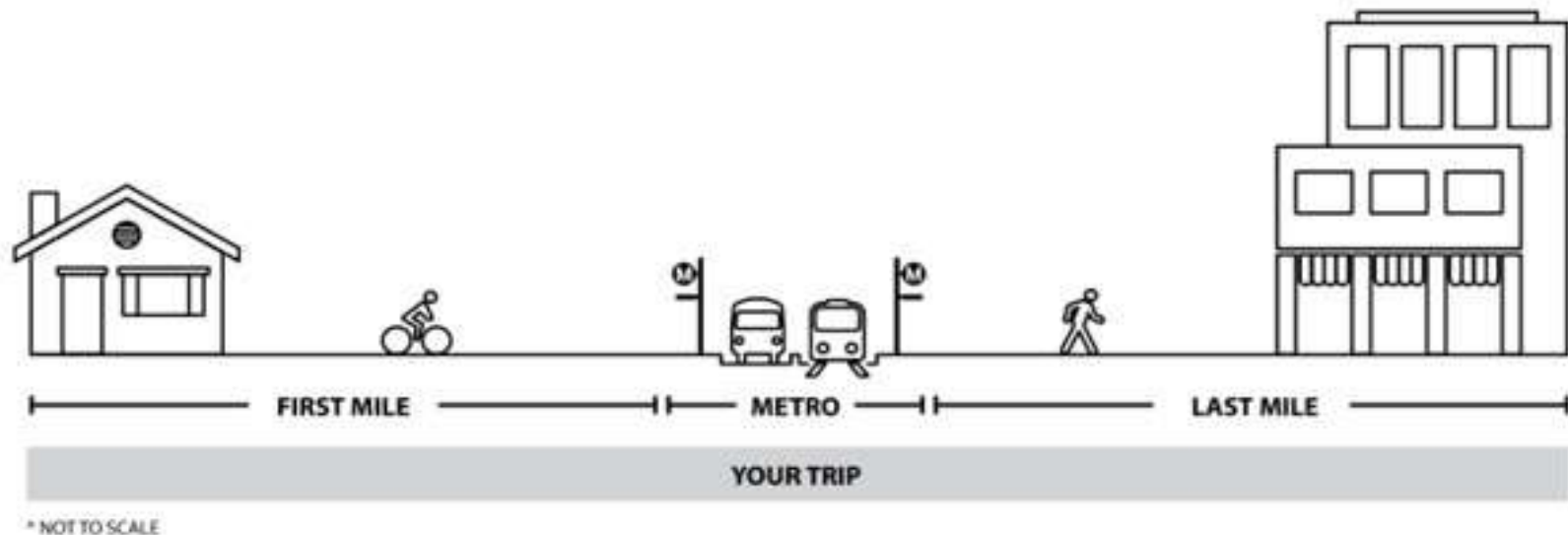
## > Network Prioritization Analysis

- Questionnaire
- Online Comment Map
- Fall 2022 TWG Meetings & Community Briefings



# First/Last Mile Program

- > Follow-up actions from FLM Guidelines (May 2021)
  - Finalizing priority projects from previously completed plans
  - Preparing for project implementation partnerships with cities
  - Guidelines trainings completed
- > Prep for next batch of corridor project plans
  - West Santa Ana
  - North Hollywood to Pasadena BRT



# Thank you



Carolyn Mamaradlo, *Transportation Planning Manager*  
Metro  
One Gateway Plaza, MS 99-22-6  
Los Angeles, CA 90012



213.547.4283



*mamaradloc@metro.net*



*metro.net/about/active-transportation/*



*@metrolosangeles*



*losangelesmetro*





Metro

Los Angeles County  
Metropolitan Transportation  
Authority  
One Gateway Plaza  
3rd Floor Board Room  
Los Angeles, CA

## Board Report

---

**File #:** 2022-0569, **File Type:** Informational Report

**Agenda Number:** 8.

---

**MEASURE M INDEPENDENT TAXPAYERS OVERSIGHT COMMITTEE  
SEPTEMBER 7, 2022**

**SUBJECT: ORAL REPORT ON QUALITY OF LIFE EQUITY REPORT UPDATE**

**ACTION: ORAL REPORT**

**RECOMMENDATION**

RECEIVE oral report on Quality of Life Equity Report - 2022 Update.

A blurred photograph of a crowded train platform. A sign above the platform reads "To Union Station". The image is split into two main sections: the top left shows a dense crowd of people, and the bottom right shows a train car with people waiting on the platform. The overall scene is busy and captures the movement of a transit hub.

To Union Station

# Quality of Life Equity Report

2022 Update

Advisory Group Meeting  
Summer 2022

# Agenda

1. Introductions
2. Quality of Life Equity Report Goals
3. Discussion
4. Next Steps

# Meeting Goals

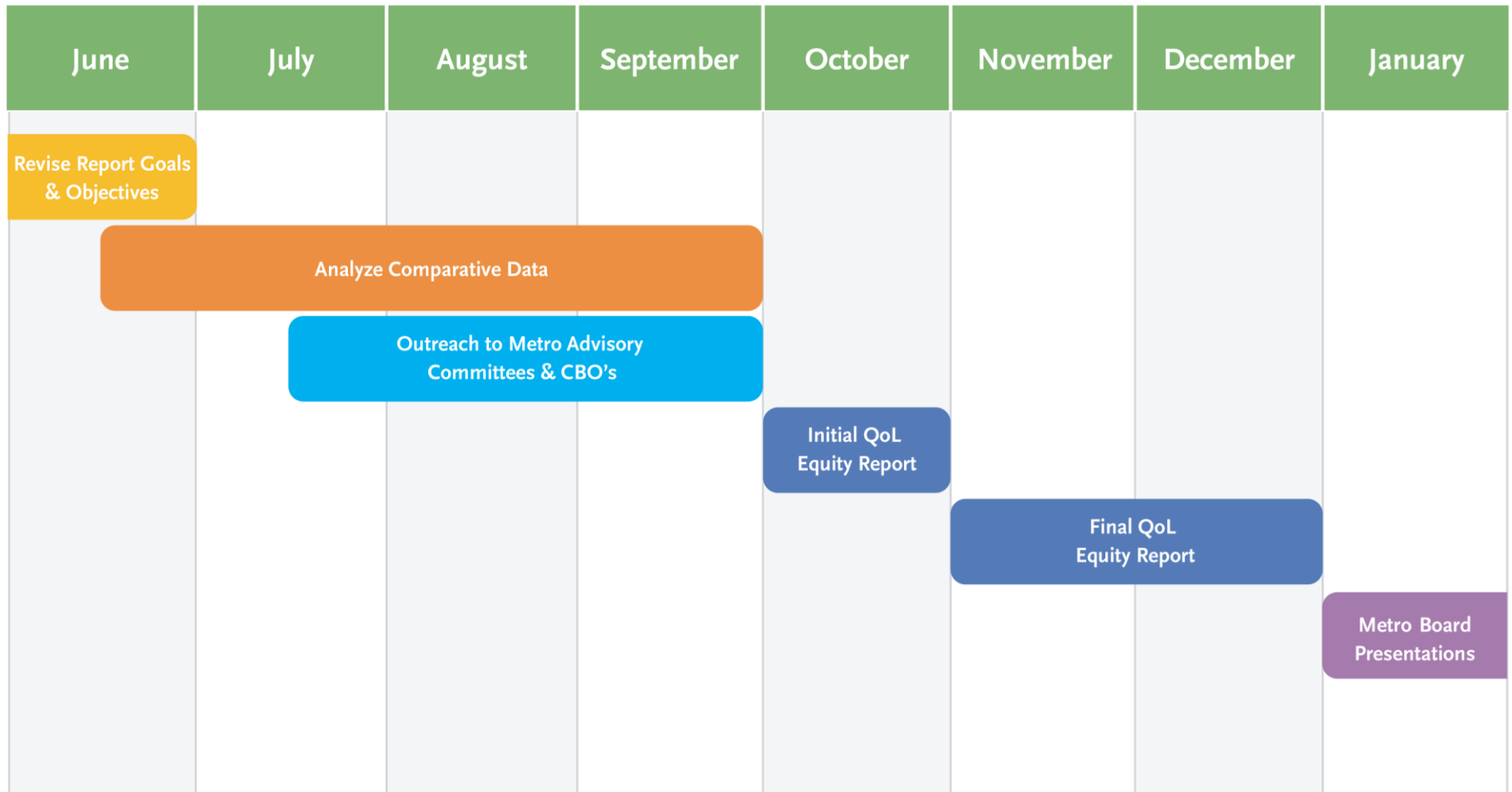
## Share

- Background on the 2017 QoL report
- Goals & Objectives for the 2022 QoL Equity report

## Discuss

- What aspects of the QOLE Report are of most interest to this oversight committee?
- In terms of the Measure M impacts, any thoughts on how data might be presented if different than the 2017 QOL Report?

# Project Timeline





# 2017 Quality of Life Report

## How is Metro measuring up?

2008 - 2015 Quality of Life Report

The Full Study



## How secure is Going Metro?

Riding Metro is very safe, and rider safety on Metro is a top priority for the agency. Crime on Metro decreased 9% between 2013 and 2015, when the incidence of crime was lower than 101,000 unlinked passenger trips. The most frequent crimes include theft, narcotics, non-aggravated assault, and vehicle break-ins at park & ride lots. Overall, most Metro riders feel safe both waiting at Metro stations and riding on Metro vehicles. However, over 20% of past riders say they stopped riding Metro due to safety concerns. Metro is implementing a number of new security-related programs and measures to further reduce crime on Metro, including unique policing plans for the community, and bus and rail systems.

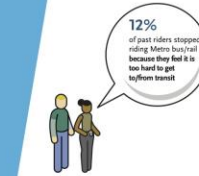


### Crime reduction measures

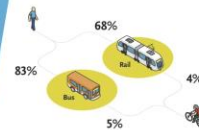


## How are people getting to transit?

Most transit riders arrive at their stop or station on foot or a bike (88% for bus, 72% for rail). Metro is facilitating bicycle access by building more short- and long-term bicycle parking at stations: 492 bicycle parking spaces on racks and 313 new lockers since 2008. For those who drive, Metro provides almost 30,000 park & ride spaces at stations throughout the system, most of which are free to use. A small percentage of Metro park & ride stations provide paid parking in order to best manage those facilities for all users.

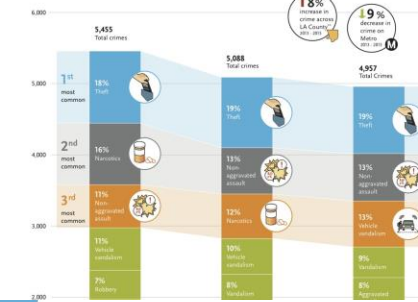


### Riders who walk or bike to transit



➔ Most riders connect to transit without a car.

### Crime reduction on Metro\*

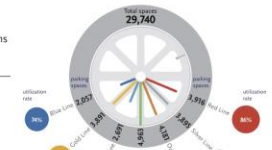


### Vehicle parking at Metro

Total vehicle parking spaces at Metro rail stations

86% of parking spaces are provided at no cost.

Vehicle parking spaces per line.



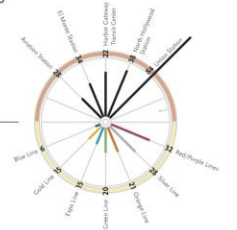
### Bike parking at Metro

Top 5 stations with the most new bike parking spaces since 2008.

Average bike parking spaces per station on each line.

43% of stations had HOV bike parking in 2008.

18% of stations had HOV bike parking in 2014.



➔ For riders that drive, Park & Ride lots are available along all Metro rail routes.

➔ Metro is facilitating biking to transit by increasing station bicycle parking, but some stations still have none.

# What Changed from 2017 – 2022?

## Funding

Impacts of Measure M funding since 2016

New FTA Programs

## Within Metro

Various guiding Metro plans & policies

Commitment to equity

Ongoing leadership and Board turnover

## Outside Forces

COVID 19 pandemic (ongoing)

Summer of 2020 uprisings and calls for defunding police

LA28 Olympics

Economy

Jobs





Housing

# 2022 Quality of Life Equity Report

## Goals

- Create a “People First” framework for understanding Metro’s progress
- Apply an equity lens to gathering, analyzing and sharing data
- Convey Metro’s progress as core service provider, employer and economic development catalyst

# Applicable Agency Plans



# 2022 Quality of Life Equity Report

## Themes

**Mobility** How Metro is doing in its planned expansion & in providing transit services equitably

**Experience** How Metro customers feel about safety, comfort and convenience

**Community** How Metro supports livability in neighborhoods around stops/stations

**Regional** How Metro supports other transit providers and cities to serve the region

**Stewardship** How Metro handles the funds and resources it oversees

# Agency Wide Issues to Measure & Example Data

Topic	Example Data from 2017	Possible New Data for 2022
Ridership	Bus ridership, rail ridership, paratransit ridership, ExpressLanes use	Bikeshare ridership, Metro Micro ridership, demographics and disparities in transit access
Environmental Justice	Countywide air quality, countywide CO2 emissions	Air quality and CO2 emissions related to communities facing disparity
Customer experience	Overall customer satisfaction, customer complaints, new technology timeline, travel time	Customer convenience, deeper customer experience insights by those who rely on Metro

## ***Additional Topics:***

Affordability of transportation  
 Proximity to transit  
 Job growth/generation and workforce diversity  
 Environmental sustainability  
 System mobility  
 Safety and security

Transit access for people with disabilities  
 First/Last Mile access and options  
 Impact to the built environment  
 Investment in local communities  
 Financial stewardship  
 Housing

# Discussion

- What aspects of the QOLE Report are of most interest to this oversight committee?
- In terms of the Measure M impacts, any thoughts on how data might be presented if different than the 2017 QOL Report?

# Next Steps

- Meet with advisory committees and CBO's (Summer 2022)
- Gather and analyze data (Summer/Fall)
- Provide update (Fall)



**Thank you!**