



Metro

*One Gateway Plaza, Los Angeles, CA 90012,
3rd Floor, Metro Board Room*

Agenda - Final

Wednesday, December 6, 2023

10:00 AM

Watch online: <https://boardagendas.metro.net>
Listen by phone: Dial 888-251-2949 and enter Access Code:
8231160# (English) or 4544724# (Español)

To give written or live public comment, please see the top of page 4

**Measure M Independent Taxpayer Oversight
Committee**

*Richard Stanger – Chair
Ryan Campbell – Vice Chair
Linda Briskman
Stephen Heaney
Paul Rajmaira
Virginia Tanzmann**

**Attending Virtually
John Graham Library
9 Parsonage St
Newville, PA 17241*

METROPOLITAN TRANSPORTATION AUTHORITY BOARD AGENDA RULES
(ALSO APPLIES TO BOARD COMMITTEES)

PUBLIC INPUT

A member of the public may address the Board on agenda items, before or during the Board or Committee's consideration of the item for one (1) minute per item, or at the discretion of the Chair. A request to address the Board must be submitted electronically using the tablets available in the Board Room lobby. Individuals requesting to speak will be allowed to speak for a total of three (3) minutes per meeting on agenda items in one minute increments per item. For individuals requiring translation service, time allowed will be doubled. The Board shall reserve the right to limit redundant or repetitive comment.

The public may also address the Board on non-agenda items within the subject matter jurisdiction of the Board during the public comment period, which will be held at the beginning and/or end of each meeting. Each person will be allowed to speak for one (1) minute during this Public Comment period or at the discretion of the Chair. Speakers will be called according to the order in which their requests are submitted. Elected officials, not their staff or deputies, may be called out of order and prior to the Board's consideration of the relevant item.

Notwithstanding the foregoing, and in accordance with the Brown Act, this agenda does not provide an opportunity for members of the public to address the Board on any Consent Calendar agenda item that has already been considered by a Committee, composed exclusively of members of the Board, at a public meeting wherein all interested members of the public were afforded the opportunity to address the Committee on the item, before or during the Committee's consideration of the item, and which has not been substantially changed since the Committee heard the item.

In accordance with State Law (Brown Act), all matters to be acted on by the MTA Board must be posted at least 72 hours prior to the Board meeting. In case of emergency, or when a subject matter arises subsequent to the posting of the agenda, upon making certain findings, the Board may act on an item that is not on the posted agenda.

CONDUCT IN THE BOARD ROOM - The following rules pertain to conduct at Metropolitan Transportation Authority meetings:

REMOVAL FROM THE BOARD ROOM - The Chair shall order removed from the Board Room any person who commits the following acts with respect to any meeting of the MTA Board:

- a. Disorderly behavior toward the Board or any member of the staff thereof, tending to interrupt the due and orderly course of said meeting.
- b. A breach of the peace, boisterous conduct or violent disturbance, tending to interrupt the due and orderly course of said meeting.
- c. Disobedience of any lawful order of the Chair, which shall include an order to be seated or to refrain from addressing the Board; and
- d. Any other unlawful interference with the due and orderly course of said meeting.

INFORMATION RELATING TO AGENDAS AND ACTIONS OF THE BOARD

Agendas for the Regular MTA Board meetings are prepared by the Board Clerk and are available prior to the meeting in the MTA Records Management Department and on the Internet. Every meeting of the MTA Board of Directors is recorded and is available at <https://www.metro.net> or on CD's and as MP3's for a nominal charge.

DISCLOSURE OF CONTRIBUTIONS

The State Political Reform Act (Government Code Section 84308) requires that a party to a proceeding before an agency involving a license, permit, or other entitlement for use, including all contracts (other than competitively bid, labor, or personal employment contracts), shall disclose on the record of the proceeding any contributions in an amount of more than \$250 made within the preceding 12 months by the party, or his or her agent, to any officer of the agency, additionally PUC Code Sec. 130051.20 requires that no member accept a contribution of over ten dollars (\$10) in value or amount from a construction company, engineering firm, consultant, legal firm, or any company, vendor, or business entity that has contracted with the authority in the preceding four years. Persons required to make this disclosure shall do so by filling out a "Disclosure of Contribution" form which is available at the LACMTA Board and Committee Meetings. Failure to comply with this requirement may result in the assessment of civil or criminal penalties.

ADA REQUIREMENTS

Upon request, sign language interpretation, materials in alternative formats and other accommodations are available to the public for MTA-sponsored meetings and events. All requests for reasonable accommodations must be made at least three working days (72 working hours) in advance of the scheduled meeting date. Please telephone (213) 364-2837 or (213) 922-4600 between 8 a.m. and 5 p.m., Monday through Friday. Our TDD line is (800) 252-9040.

Requests can also be sent to boardclerk@metro.net.

LIMITED ENGLISH PROFICIENCY

A Spanish language interpreter is available at all Committee and Board Meetings. All other languages must be requested 72 hours in advance of the meeting by calling (213) 364-2837 or (213) 922-4600. Live Public Comment Instructions can also be translated if requested 72 hours in advance.

Requests can also be sent to boardclerk@metro.net.



323.466.3876

x2 *Español (Spanish)*

x3 *中文 (Chinese)*

x4 *한국어 (Korean)*

x5 *Tiếng Việt (Vietnamese)*

x6 *日本語 (Japanese)*

x7 *русский (Russian)*

x8 *Հայերէն (Armenian)*

HELPFUL PHONE NUMBERS AND EMAIL

Copies of Agendas/Record of Board Action/Recordings of Meetings - (213) 922-4880 (Records Management Department) - <https://records.metro.net>

General Information/Rules of the Board - (213) 922-4600

Internet Access to Agendas - <https://www.metro.net>

TDD line (800) 252-9040

Board Clerk Email - boardclerk@metro.net

NOTE: ACTION MAY BE TAKEN ON ANY ITEM IDENTIFIED ON THE AGENDA

Live Public Comment Instructions:

Live public comment can be given by telephone and in-person.

The Committee Meeting begins at 10:00 AM Pacific Time on December 6, 2023; you may join the call 5 minutes prior to the start of the meeting.

Dial-in: 888-251-2949 and enter
English Access Code: 8231160#
Spanish Access Code: 4544724#

Public comment will be taken as the Board takes up each item. To give public comment on an item, enter #2 (pound-two) when prompted. Please note that the live video feed lags about 30 seconds behind the actual meeting. There is no lag on the public comment dial-in line.

Instrucciones para comentarios publicos en vivo:

Los comentarios publicos en vivo se pueden dar por telefono o en persona.

La Reunion de la Junta comienza a las 10:00 AM, hora del Pacifico, el 6 de Diciembre 2023. Puedes unirse a la llamada 5 minutos antes del comienzo de la junta.

Marque: 888-251-2949 y ingrese el codigo
Codigo de acceso en ingles: 8231160#
Codigo de acceso en espanol: 4544724#

Los comentarios del público se tomaran cuando se toma cada tema. Para dar un comentario público sobre una tema ingrese # 2 (Tecla de numero y dos) cuando se le solicite. Tenga en cuenta que la transmisión de video en vivo se retrasa unos 30 segundos con respecto a la reunión real. No hay retraso en la línea de acceso telefónico para comentarios públicos.

Written Public Comment Instruction:

Written public comments must be received by 5PM the day before the meeting.
Please include the Item # in your comment and your position of "FOR," "AGAINST," "GENERAL COMMENT," or "ITEM NEEDS MORE CONSIDERATION."
Email: BoardClerk@metro.net
Post Office Mail:
Board Administration
One Gateway Plaza
MS: 99-3-1
Los Angeles, CA 90012

CALL TO ORDER

ROLL CALL

1. **SUBJECT: REMARKS BY THE CHAIR** [2023-0713](#)
RECOMMENDATION
RECEIVE remarks by the Chair.
2. **SUBJECT: REMARKS BY THE DEPUTY CHIEF EXECUTIVE OFFICER** [2023-0730](#)
RECOMMENDATION
RECEIVE remarks by the Deputy Chief Executive Officer.
3. **SUBJECT: MINUTES** [2023-0718](#)
RECOMMENDATION
APPROVE Minutes of the Measure M Independent Taxpayer Oversight Committee Meetings held September 13, 2023 and October 5, 2023.
Attachments: [MINUTES - Measure M September 13, 2023](#)
[MINUTES - Special Measure M October 5, 2023](#)
4. **SUBJECT: ORAL REPORT ON THE BUDGET** [2023-0724](#)
RECOMMENDATION
RECEIVE oral report on review of the Measure M Subfund Budget and Expenses to support discussion on the effective and efficient use of funds.
Attachments: [Presentation - Budget](#)
5. **SUBJECT: ORAL REPORT ON LOCAL RETURN** [2023-0708](#)
RECOMMENDATION
RECEIVE oral report on Local Return programmed revenues and uses for Los Angeles County jurisdictions to support discussion on the effective and efficient use of funds.
Attachments: [Presentation - Local Return](#)
6. **SUBJECT: STATE OF GOOD REPAIR** [2023-0561](#)
RECOMMENDATION
RECEIVE oral report on State of Good Repair budget and expenses.
Attachments: [Presentation](#)

7. **SUBJECT: ORAL REPORT ON TRANSIT AND HIGHWAY CAPITAL PROJECTS** [2023-0695](#)

RECOMMENDATION

RECEIVE oral report on Transit and Highway Capital Projects to support discussion on the effective and efficient use of funds.

Attachments: [Attachment A - Transit and Highway Capital Update - December 2023](#)

8. **SUBJECT: MEASURE M ACTIVE TRANSPORTATION UPDATES** [2023-0686](#)

RECEIVE oral report on Measure M Active Transportation, programmed revenues and uses to support discussion on the effective and efficient use of funds.

Attachments: [Presentation](#)

9. **SUBJECT: ORAL REPORT ON VISIONARY SEED FUNDING** [2023-0699](#)

RECOMMENDATION

RECEIVE oral report on Visionary Seed Fund Projects.

Attachments: [Presentation](#)

- SUBJECT: GENERAL PUBLIC COMMENT** [2023-0719](#)

RECEIVE General Public Comment

Consideration of items not on the posted agenda, including: items to be presented and (if requested) referred to staff; items to be placed on the agenda for action at a future meeting of the Committee or Board; and/or items requiring immediate action because of an emergency situation or where the need to take immediate action came to the attention of the Committee subsequent to the posting of the agenda.

COMMENTS FROM THE PUBLIC ON ITEMS OF PUBLIC INTEREST WITHIN COMMITTEE'S SUBJECT MATTER JURISDICTION

Adjournment



Metro

Los Angeles County
Metropolitan Transportation
Authority
One Gateway Plaza
3rd Floor Board Room
Los Angeles, CA

Board Report

File #: 2023-0718, **File Type:** Minutes

Agenda Number: 3.

MEASURE M INDEPENDENT TAXPAYER OVERSIGHT COMMITTEE DECEMBER 6, 2023

SUBJECT: MINUTES

RECOMMENDATION

APPROVE Minutes of the Measure M Independent Taxpayer Oversight Committee Meetings held September 13, 2023 and October 5, 2023.



MINUTES

Wednesday, September 13, 2023

10:00 AM

**Measure M Independent Taxpayer Oversight
Committee**

**DIRECTORS PRESENT:
Richard Stanger – Chair
Ryan Campbell – Vice Chair
Linda Briskman
Stephen Heaney**

CALL TO ORDER: 10:05 A.M.

ROLL CALL

1. SUBJECT: REMARKS BY THE CHAIR

2023-0517

RECEIVED remarks by the Chair.

Chair Stanger thanked Director Tanzmann for her service as previous Chair. Additionally, he thanked Metro staff for putting the meetings together. He stated that the focus of today’s meeting and maybe future meetings will be the 5-year assessment.

RC	LB	SH	PR	VT	RS (Chair)
P	P	P	A	A	P

2. SUBJECT: MINUTES

2023-0518

APPROVED Minutes of the Measure M Independent Taxpayer Oversight Committee Meeting held June 7, 2023.

RC	LB	SH	PR	VT	RS (Chair)
Y	Y	Y	A	A	Y

3. SUBJECT: MEASURE M FIVE-YEAR COMPREHENSIVE ASSESSMENT AND EQUITY REPORT

2023-0431

Director Campbell asked staff to define “equity reporting” and when Metro began using an equity-based approach. Staff replied that the framework consists of utilizing financial information which is gathered using surveys and programs to make sure Metro is serving the people that need it most. The framework was adopted in 2018 and the equity-focused map was adopted in 2019 and updated in 2022 with censuses data.

Chair Stanger commented that the Oversight Committee is responsible for ensuring that the taxpayers’ money is being spent appropriately, adding that the 5-year Assessment is an important part of its purpose. He continued that the Committee did not have adequate time to review the 195-page assessment to make findings and recommend improvements. Chair Stanger pointed out that the assessment of the Committee itself was finalized by staff in April yet was being seen first by the Committee in this package but that it was being presented as a separate item without a vote, not as part of the 5-year Assessment Report which was being voted on. Staff clarified that a summary of the assessment of the committee is included on page 53 of the 5-year assessment and the entire assessment is included as appendix C.

(continued on next page)

LB = L. Briskman	RC = R. Campbell	SH = S. Heaney	PR = P. Rajmaira	RS = R. Stanger	VT = V. Tanzmann
LEGEND: Y = YES, N = NO, C = CONFLICT, ABS = ABSTAIN, A = ABSENT, P = PRESENT					

(Item 3 – continued from previous page)

Chair Stanger then said that he could not approve Item 3 because the assessment of the Committee (Agenda Item 4) was included as appendix C and that he had substantial problems with it. After discussion, it was decided to move to Agenda Item 4, then return to Agenda Item 3.

After reviewing Item 4 (see below), Director Briskman agreed with the Chair that there was not enough time to review the Assessment to be able to make recommendations to Metro and asked if this item had to go to the Board in September. Staff agreed that Items 3 and Item 4 could be rescheduled for the MTA Board in October. The Committee voted to table these items and to have a separate meeting in the near future on them with the objective of finalizing the Committee’s review of Items 3 and 4, its findings and recommendations for improvement.

TABLED UNDER RECONSIDERATION:

- A. RECEIVING AND FILING the Measure M Five-Year Comprehensive Assessment and Equity Report (Attachment A); and
- B. MAKING findings and/or recommendations for improving the Measure M Program.

RC	LB	SH	PR	VT	RS (Chair)
Y	Y	Y	A	A	Y

4. SUBJECT: MEASURE M INDEPENDENT TAXPAYER OVERSIGHT COMMITTEE ASSESSMENT **2023-0424**

Chair Stanger raised a number of issues he had with the Assessment of the Committee. He felt it overstated the level of oversight the Committee provided. He also indicated that the assessment misstated language in the Ordinance and failed to include members’ comments as part of the assessment.

Director Briskman felt that the Committee did focus on the minute details, and that it provides the type of oversight that the full Metro Board cannot.

A discussion occurred regarding findings. There is a difference between the language in the Ordinance and what the assessment indicated. This needs to be clarified.

Each Committee member was interviewed as part of the assessment. Chair Stanger also submitted written comments; none of which were referred to in the Final Report. These points were discussed by the Committee.

Director Briskman suggested scheduling another meeting within 30 days.

(continued on next page)

(Item 4 – continued from previous page)

Deputy CEO Gookin confirmed that Items 3 and 4 can both be carried over to the October board cycle.

TABLED the attached Assessment of the Measure M Independent Taxpayer Oversight Committee (MMITOC) report completed by BCA Watson Rice, LLP (BCA).

RC	LB	SH	PR	VT	RS (Chair)
Y	Y	Y	A	A	Y

5. SUBJECT: ORAL REPORT ON LOCAL RETURN 2023-0506

RECEIVED oral report on Local Return.

RC	LB	SH	PR	VT	RS (Chair)
P	P	P	A	A	P

6. SUBJECT: ORAL REPORT ON STATE OF GOOD REPAIR 2023-0465

RECEIVED oral report on State of Good Repair.

RC	LB	SH	PR	VT	RS (Chair)
P	P	P	A	A	P

7. SUBJECT: ORAL REPORT ON TRANSIT AND COMPLETE STREETS & HIGHWAYS PROJECTS 2023-0509

RECEIVED oral report on Transit and Complete Streets & Highways Projects.

RC	LB	SH	PR	VT	RS (Chair)
P	P	P	A	A	P

8. SUBJECT: MEASURE M ACTIVE TRANSPORTATION UPDATES 2023-0508

RECEIVED oral report on Measure M Active Transportation Updates.

Chair Stanger was concerned that active transportation funding was being used for regular street improvements but met with Metro staff prior to the Measure M meeting and it was explained that these funds are not being used for street improvements.

(continued on next page)

(Item 8 – continued from previous page)

RC	LB	SH	PR	VT	RS (Chair)
P	P	P	A	A	P

RECEIVED GENERAL PUBLIC COMMENT

A Special Measure M Meeting will be scheduled within the next 30 days to continue discussions about the Measure M 5-Year Assessment (Item 3) and the Assessment of the Measure M Independent Taxpayer Oversight Committee (Item 4).

ADJOURNED AT 12:18 P.M.

Prepared by: Collette Langston
Board Clerk, Board Administration



Collette Langston, Board Clerk



MINUTES

Thursday, October 5, 2023

1:00 PM

Special Measure M Independent Taxpayer Oversight Committee

DIRECTORS PRESENT:
Richard Stanger – Chair
Ryan Campbell – Vice Chair*
Linda Briskman
Paul Rajmaira
Virginia Tanzmann**

*Attended Virtually
Hawthorne Library
12700 Grevillea Ave
Hawthorne, CA 90250

**Attended Virtually
John Graham Library
9 Parsonage St
Newville, PA 17241

CALLED TO ORDER: 1:06 P.M.

ROLL CALL

1. **SUBJECT: MEASURE M FIVE-YEAR COMPREHENSIVE ASSESSMENT AND EQUITY REPORT** **2023-0613**

RECEIVED AND FILED the Measure M Five-Year Comprehensive Assessment and Equity Report (Attachment A).

RC	LB	SH	PR	VT	RS (Chair)
P	P	A	P	P	P

2. **SUBJECT: FINDINGS AND/OR RECOMMENDATIONS TO IMPROVE THE MEASURE M PROGRAM** **2023-0635**

APPROVED AS AMENDED the findings and/or recommendations to improve the Measure M program made by the Measure M Independent Taxpayer Oversight Committee (Attachment A).

STANGER AMENDMENT: To remove Recommendation #4 from the staff report.

RC	LB	SH	PR	VT	RS (Chair)
Y	Y	A	Y	Y	Y

ADJOURNED AT 1:35 P.M.

Prepared by: Mandy Cheung
Administrative Analyst, Board Administration



 Deanna Phillips, Deputy Board Clerk

LB = L. Briskman	RC = R. Campbell	SH = S. Heaney	PR = P. Rajmaira	RS = R. Stanger	VT = V. Tanzmann
------------------	------------------	----------------	------------------	-----------------	------------------

LEGEND: Y = YES, N = NO, C = CONFLICT, ABS = ABSTAIN, A = ABSENT, P = PRESENT



Board Report

File #: 2023-0724, **File Type:** Oral Report / Presentation

Agenda Number: 4.

**MEASURE M INDEPENDENT TAXPAYERS OVERSIGHT COMMITTEE
DECEMBER 6, 2023**

SUBJECT: ORAL REPORT ON THE BUDGET

ACTION: ORAL REPORT

RECOMMENDATION

RECEIVE oral report on review of the Measure M Subfund Budget and Expenses to support discussion on the effective and efficient use of funds.

ATTACHMENTS

Attachment A - Presentation

Prepared by: Diana Estrada, DEO, Accounting, (213) 922-2161
Cosette Stark, DEO, Local Programming, (213) 922-2822
Michelle Navarro, Senior Executive Officer, Finance, (213) 922-3056

Reviewed by: Nalini Ahuja, Chief Financial Officer, (213) 922-3088



Measure M Subfund Budget & Expenses

Measure M Independent Taxpayer Oversight Committee
December 6, 2023 Meeting
Cosette Stark, DEO, Local Programming

Measure M Subfund Budget & Expenses

Measure M FY23 Budget vs. Actual (\$ in Millions)

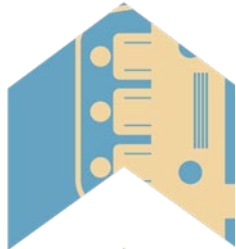
Measure M Subfund	FY23 Budget	FY23 Actual Expenses	Variance
1 Administration	\$ 18.6	\$ 4.0	\$ 14.6
2 Transit Operating & Maintenance ¹	92.3	379.5	(287.2)
3 Transit, First/Last Mile (Capital)	625.8	342.3	283.5
4 Highway, Active Transportation (Capital)	361.2	175.4	185.9
5 Local Return/Regional Rail ²	184.5	196.0	(11.5)
Total	\$ 1,282.5	\$ 1,097.1	\$ 185.3

Measure M FY18 - 23 Budget vs. Actual (\$ in Millions)

Measure M Subfund	FY18 - 23 Budget	FY18 - 23 Actuals	Variance
1 Administration	\$ 60.8	\$ 22.0	\$ 38.9
2 Transit Operating & Maintenance	1,197	1,075.2	122.1
3 Transit, First/Last Mile (Capital)	2,621	2,028.9	592.4
4 Highway, Active Transportation (Capital)	760	414.2	345.3
5 Local Return/Regional Rail ²	927	983.2	(56.5)
Total	\$ 5,565.8	\$ 4,523.6	\$ 1,042.1

¹ ARPA funds (COVID relief) were anticipated to fund transit operations, but ARPA funds were exhausted & carryover MM funds from this subfund were needed to fund transit operations.

² Local Return actual revenue is equal to actual expense since funds flow directly to cities; as such, there is no budget impact.





Board Report

File #: 2023-0708, **File Type:** Oral Report / Presentation

Agenda Number: 5.

**MEASURE M INDEPENDENT TAXPAYERS OVERSIGHT COMMITTEE
DECEMBER 6, 2023**

SUBJECT: ORAL REPORT ON LOCAL RETURN

ACTION: ORAL REPORT

RECOMMENDATION

RECEIVE oral report on Local Return programmed revenues and uses for Los Angeles County jurisdictions to support discussion on the effective and efficient use of funds.

ATTACHMENTS

Attachment A - Presentation

Prepared by: Chelsea Meister, Manager, Transp. Planning, Local Programming, (213) 922-5638
Susan Richan, Director, Local Programming, (213) 922-3017
Cosette Stark, DEO, Local Programming, (213) 922-2822
Michelle Navarro, Senior Executive Officer, Finance, (213) 922-3056

Reviewed by: Nalini Ahuja, Chief Financial Officer, (213) 922-3088

Measure M Local Return

December 2023 update



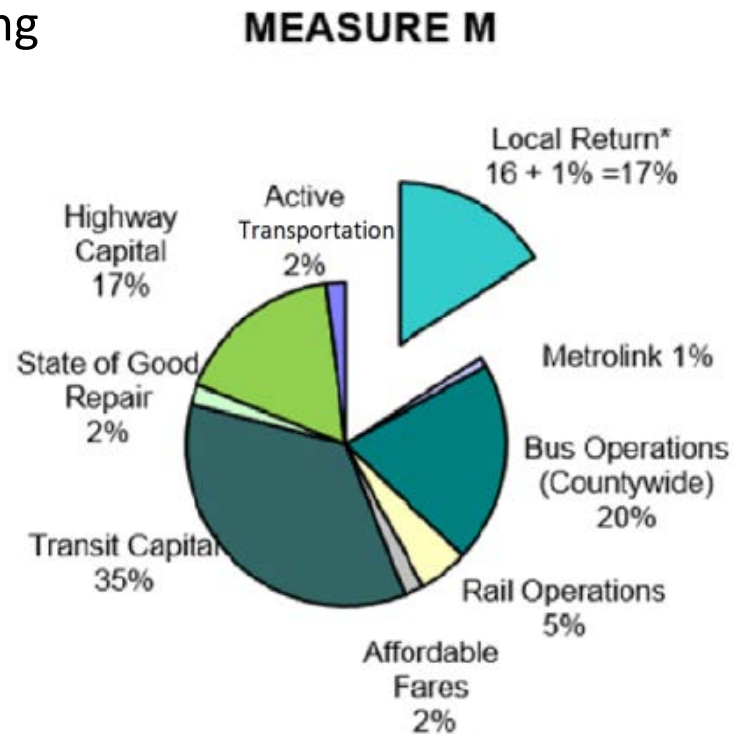
Susan Richan and Chelsea Meister,
Local Programming



Local Return (LR) – Measure M

- Measure M (approved in 2016 – funding started FY18)
 - 17% LR share (16% share plus 1% of the 1.5% off the top)
- Requires Assurances and Understanding agreement
- Jurisdictions are audited annually for compliance to Measure M
Data from the LRMS
(Formerly on the Form M-One and Form M-Two)

Due dates are the same for all LR:
August 1 (budget) and
October 15th (expenditures)



*Local Return receives 1% from the 1.5% of the "off the top" Administration

Local Return – Updates

Local Return audit process began in August 2023.

- Cities completed their audit data by October 15th 2023
- The majority of completed audits have no findings
- Audits are on track to be finished December 31st 2023

To date the following has been completed:

- 6 audit reports have been finalized
- 24 audit reports have been completed but are still in draft state

In March 2023, Metro Board approved the Bus Shelters Motion directing staff to investigate Local Return investment into bus stops, among other efforts.

- To date 3 cities have used Measure M Local Return funds for bus stops
- Most cities use other local return fund sources for bus stop improvements
- This will inform planned Quality of Life Scorecard which will assess how pass-through funding supports local infrastructure including bus stops

FY23 Measure M Local Return Fund Usage

Approved Budget 2024

\$402M

Total No of Projects in 2024

524

Fiscal Year
2024

Category Name
Multiple selections

Sub-Category
All

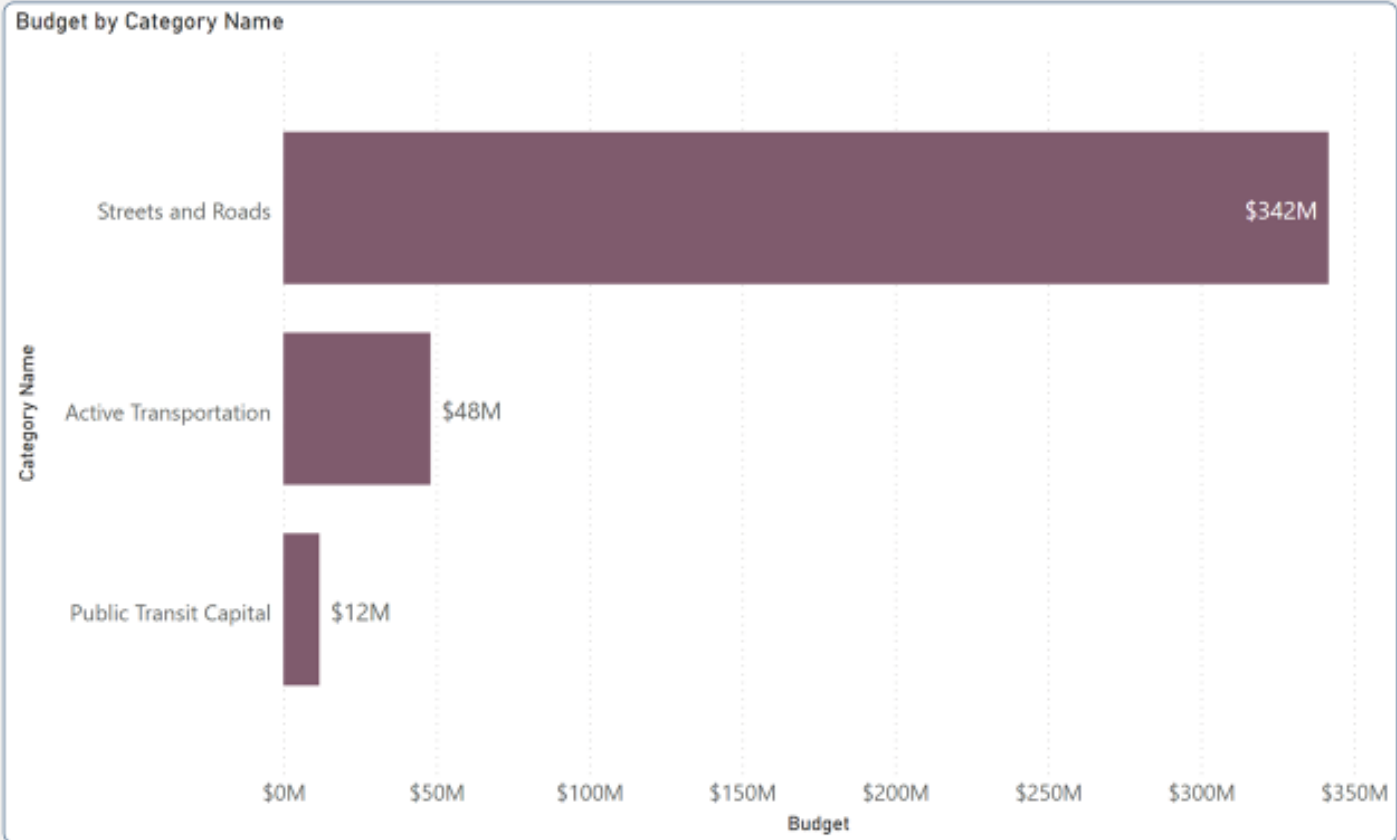
Project Type
All

Fund Source
Measure M

Subregion
All

Board Member
All

City
Search
 Agoura Hills
 Alhambra
 Arcadia
 Artesia



THANK YOU!

Questions?

Susan Richan

richans@metro.net

(213) 922-3017

Chelsea Meister

meisterc@metro.net

(213) 922-5638





Metro

Los Angeles County
Metropolitan Transportation
Authority
One Gateway Plaza
3rd Floor Board Room
Los Angeles, CA

Board Report

File #: 2023-0561, **File Type:** Oral Report / Presentation

Agenda Number: 6.

MEASURE M INDEPENDENT TAXPAYER OVERSIGHT COMMITTEE DECEMBER 6, 2023

SUBJECT: STATE OF GOOD REPAIR

ACTION: RECEIVE ORAL REPORT

RECOMMENDATION

RECEIVE oral report on State of Good Repair budget and expenses.

ISSUE

To support discussion on the effective and efficient use of funds, this quarterly presentation provides the Committee with Metro's status in meeting State of Good Repair requirements per the Federal Transit Administration's Transit Asset Management (TAM) Rulemaking; including progress made on condition assessments performed by ETAM and in support of the new Enterprise Asset Management (EAM) System implementation.

Prepared by: Denise Longley, Executive Officer, Administration, (213) 922-7294

Kenneth Hernandez, Deputy Chief Risk, Safety and Asset Management Officer, (213)
922-2990

Reviewed by: Gina L. Osborn, Chief Safety Officer, (213) 922-3055



Measure M Independent Taxpayer Oversight Committee

Enterprise Transit Asset Management
State of Good Repair



Metro

TAM Inventory Database Overview - FY24 Q1

- Asset Inventory Database Statistics
 - Tracking approximately 31,000 asset records
 - \$22.1B Asset Replacement Value
 - \$28.5B SGR needs over 40 years
 - \$2.7B Current Backlog

- ETAM Reported data through 6/30/2023 into National Transit Database (NTD) by 10/31/2023 deadline
 - 16 reports regarding asset inventory
 - Annual TAM Narrative Report
 - Performance Measure Targets Report
 - Group TAM update

Federal Transit Administration (FTA) Reporting 10/31/2023

FTA TAM Performance Measures / Targets						Based on FY23 Census Date (6/30/2023)				FY24 Forecast (6/30/24)				
Asset Class	Performance Measure based on 49 CFR Part 625	① FY23 Target (reported to FTA)	② = ⑥ / ⑤ FY23 Actual (Calc'd by FTA)	② = ① FY23 Performance Meet/Exceed	③ = ⑩ / ⑨ FY24 Target * (reported to FTA)	④ Total Asset Count	⑤ "Active" Asset Count	⑥ Exceeded ULB (NTD Method [†])	⑦ Average Age	⑧ Total Asset Estimate	⑨ "Active" Asset Estimate	⑩ Exceeded ULB (NTD Method [†])	⑪ Average Age	
Rolling Stock	Articulated Bus (AB)	625.43(b): Rolling stock. The performance measure for rolling stock is the percentage of [active, dedicated] revenue vehicles [for which the agency has capital responsibility] within a particular asset class that have either met or exceeded their useful life benchmark.	36.00%	35.34%	Met	35%	274	266	94	7.7	275	271	94	8.5
	Bus (BU)		1.00%	1.74%	Exceeded	1%	1,798	1,722	30	7.3	1,807	1,739	8	7.5
	Heavy Rail Vehicles (HR)		25.00%	30.23%	Exceeded	30%	100	86	26	26.2	102	87	26	26.6
	Light Rail Vehicles (LR)		0.00%	0.00%	Met	0%	337	303	0	8.6	337	328	0	9.6
Equipment	Asset Class	Performance Measure based on 49 CFR Part 625	FY23 Target (reported to FTA)	FY23 Actual (Calc'd by FTA)	FY23 Performance	FY24 Target * (reported to FTA)	Total Asset Count	Exceeded ULB (NTD Method [†])	Average Age	Total Asset Estimate	Exceeded ULB (NTD Method [†])	Average Age		
	Automobiles	625.43(a): Equipment: (non-revenue) service vehicles. The performance measure for non-revenue, support-service and maintenance vehicles equipment is the percentage of those vehicles that have either met or exceeded their useful life benchmark.	40.00%	39.83%	Met	52%		467	186	9.3	488	252	9.8	
	Trucks and Other Rubber Tire Vehicles		46.00%	42.02%	Met	41%		1,021	429	10.4	1,039	425	10.6	
	Steel Wheel Vehicles		20.00%	20.00%	Met	20%		10	2	10.1	10	2	11.1	
Facilities	Asset Class	Performance Measure based on 49 CFR Part 625	FY23 Target (reported to FTA)	FY23 Actual (Calc'd by FTA)	FY23 Performance	FY24 Target * (reported to FTA)	Total Facilities	Facilities Assessed	Facilities Below TERM Condition 3					
	Passenger Facilities (Stations & Parking)	625.43(d): Facilities. The performance measure for facilities is the percentage of facilities within an asset class, rated below condition 3 on the TERM scale.	0.00%	0.00%	Met	0%	285	233	0					
	Administration & Maintenance Facilities		0.00%	0.00%	Met	0%	152	152	0					
Infrastructure	Asset Class	Performance Measure based on 49 CFR Part 625	FY23 Target (reported to FTA)	FY23 Actual (Calc'd by FTA)	FY23 Performance	FY24 Target * (reported to FTA)	Total Revenue Track	Average Performance Restriction						
	Heavy Rail (HR)	625.43(c): Infrastructure: rail fixed-guideway, track, signals, and systems. The performance measure for rail fixed-guideway, track, signals, and systems is the percentage of track segments with performance restrictions.	1.00%	1.10%	Exceeded	2%	31.84 miles	0.35 miles						
	Light Rail (LR)		4.00%	3.76%	Met	4%	186.76 miles	7.02 miles						

* FY24 Target is the forecast performance or condition rounded up to the next whole percentage.

† Uses the FTA/NTD method of calculating age: **Census Year - Year of Manufacture** for each asset.

Transit Asset Management – Accomplished and In Progress as of FY24 Q1

Support Implementation of new Enterprise Asset Management System (EAMS):

- ETAM staff participating as Sponsor and Subject Matter Expert (SME) to implement EAM System Integration (SI) – awarded October 2021.
- Support EAM project for duration of approximate 3-year contract to help ensure success. Currently in Phase I of IV.
- ETAM attending workshops to ensure NTD reporting data and other requirements are included in EAMS design and functionality.

Continued Condition Assessments:

- Structures (Inspections) Contract FY24 – Completed 7 of 68 inspections by end of Q1. Coordinating with Ops, Program Management to resolve issues found during inspections.
- Awarded Facilities Condition Assessment – 3-year contract in May 2022 for FY23-25 required assessments. 22 of 68 inspections performed in Q1 FY24.
- Train Control Assessment Study – Request for Proposal (RFP) went out March 2023, scheduled for award in Q2 of FY24 pending resolution of issues during the procurement process. In blackout period.



Metro

Transit Asset Management – Accomplished and In Progress as of FY24 Q1

Asset On-boarding:

- Finalized collecting needed asset information from new projects, Crenshaw (K Line) and Regional Connector (A/E Line) projects for reporting into the NTD.
- Coordinating with EAM team for “on-boarding” of new assets being acquired from new capital projects. Must report new assets “in service” to the FTA on annual basis.

October 31, 2023 - FTA TAM Rulemaking compliance deadline:

- September/October – Group TAM Plan – Completed coordination with 33 sub-recipient transit agencies who are verified participates to report TAM data documenting changes from last year, including unified performance targets into the NTD.
- October – Finalize Metro TAM Data – Received executive approval and completed coordination with stakeholder departments to report 16 asset reports on TAM inventory, performance and targets into the NTD.
- September – Set Metro TAM Performance/Condition Targets -- Formulate Performance Measures and Targets information, attained concurrence on targets with key stakeholders for NTD reporting.
- July/August – Collected current asset data including on-boarding of key Crenshaw and Regional Connector assets and validated information with asset owners.



Metro



Thank you!

Denise Longley
Enterprise Transit Asset Management
State of Good Repair



Metro®



Board Report

File #: 2023-0695, **File Type:** Oral Report / Presentation

Agenda Number: 7.

**MEASURE M INDEPENDENT TAXPAYERS OVERSIGHT COMMITTEE
DECEMBER 6, 2023**

SUBJECT: ORAL REPORT ON TRANSIT AND HIGHWAY CAPITAL PROJECTS

ACTION: RECEIVE ORAL REPORT

RECOMMENDATION

RECEIVE oral report on Transit and Highway Capital Projects to support discussion on the effective and efficient use of funds.

Prepared by: Julie Owen, Senior Executive Officer, Project Management Oversight, (213) 922-7313
Joseph Forgiarini, Senior Executive Officer, Service Planning and Development, (213) 418-3400
Allison Yoh, Executive Officer, Countywide Planning & Development, (213) 922-4812
David Mieger, Senior Executive Officer, Countywide Planning & Development, (213) 922-3040
Nelli Derderian, Director, Complete Streets & Highways, (213) 418-3246
Avital Barnea, Senior Executive Officer, Countywide Planning & Development, (213) 922-4812
Ray Sosa, Deputy Chief Planning and Development Officer, (213) 547-4274
Sameh Ghaly, Deputy Chief Program Management Officer, (213) 922- 7382

Reviewed by: Jim de la Loza, Chief Planning Officer, (213) 922-2920

Darcy Buryniuk, Chief Program Management Officer, (213) 922-2250

ATTACHMENT

Attachment A - Transit & Highway Capital Update

Transit & Highway (Capital) Update

Review comparison of budget expended to project milestone completion, comparison of contingency spent to project completion, and review of soft costs spent

Measure M Committee

December 2023

Transit / Highway Engineering and Construction

Construction Projects



- **Gold Line Foothill Extension Phase 2B – Pomona**
- **Airport Metro Connector**
- **Westside Purple Line – Section 3**
- **15N County Enhancements**

Julie Owen



Senior Executive Officer, Project Management Oversight



Gold Line Foothill Extension Phase 2B

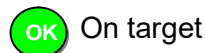
BUDGET					
		Approved LOP*	Previous Period	Current Forecast	
		\$1,533M	1,533M	\$1,533M	
	Variance from Approved LOP:		\$0M (0%)	\$0M (0%)	
Variance from Revised Budget:			\$0		

* At time of the award of contract – Board Approval (June 2017)

SCHEDULE			Revenue Operation	
	Original *	Approved Rebaseline	Previous Period	Current Forecast**
	January 2025	N/A	Summer 2025	Summer 2025
Variance from Original:		0d (0%)	0d (0%)	
Variance from Revised Schedule:		n/a	n/a	

* The Original date reflects the Authority's Substantial Completion date

** Current Forecast is from the Authority's June 2023 Schedule Update. Authority forecasts Substantial Completion at January 2025, and assumes Revenue Operation will follow 6 months later.



On target



Possible problem
(5-10% variance)



Significant Impact
(over 10% variance)

Gold Line Foothill Extension Phase 2B

Safety

- Project Hours: 1,292,714
- Recordable Injury Rate: 0.3 vs. the National Average: 2.4.

Updates

- **Overall Project Progress is 72.2% complete**
- Light Rail Track construction completed

Construction is planned and will continue as follows:

- Sound wall and fencing throughout the project
- 4 new stations: Glendora, San Dimas, La Verne, and Pomona
- LRT train control, OCS poles and wire installation
- Begin local field acceptance testing for TPSS's
- Begin systems integration testing



Equity

- 25% of the project is located within or adjacent to Equity-Focus Communities.



Light Rail Track Construction Completion



Airport Metro Connector (AMC) Project

BUDGET				
		Approved LOP*	Previous Period	Current Forecast
		\$898.6M	\$898.6M	\$898.6M
	Variance from Approved LOP:		\$0M (0%)	\$0M (0%) 
	Variance from Revised Budget:			\$0 

* Approved April 2021 Board

SCHEDULE			Revenue Operation	
	Original	Approved Rebaseline	Previous Period	Current Forecast**
	Fall 2024	N/A	Fall 2024	Fall 2024
	Variance from Original:		+0d (0%)	+0d (0%) 
	Variance from Revised Schedule:			N/A 

** Current Forecast is Metro's June 2023 Schedule Update



Airport Metro Connector (AMC) Project

Safety


Project Hours: 533,234; Recordable Injury Rate: 1.88 vs. The National Average: 2.4.

Updates

- **Overall project progress is 70.2% complete.**
- Primary Station Construction at 52.8% completion
 - Steel structure erection completed at LRT, Metro Hub, Bike Hub, and Bus Plaza. Structural steel activities remaining at South Ancillary Building.
 - All mezzanine and intermediate level concrete slabs have been poured.
 - Various activities ongoing at the roof level including metal decking, utility hanger supports, mesh panel supports, dens-deck, roof ribbon and gutter framing, painting, and fire proofing.
 - All track work including Ballasted Tracks and Direct Fixation (DF) tracks are complete

Equity



- 100% of the project is located within or adjacent to Equity Focus Communities.



September 2023 Construction Committee



Los Angeles County Metropolitan Transportation Authority

Westside Purple Line Extension – Section 3

BUDGET	FFGA	Approved LOP*	Previous Period**	Current Forecast**
	\$3,599 M	\$3,224 M	\$3,277 M	\$3,277 M
	Variance from Approved LOP:		+\$53M (1.6%)	+\$53M (1.6%) 
	Variance from Revised Budget:			\$0 

* At time of the award of contract – Board Approval February 2019

** Excludes finance costs. In June 2023, the Board approved \$53M LOP increase for Concurrent Non-Full Funding Grant Agreement (Non-FFGA) activities.

SCHEDULE			Revenue Operation	
	Original	Approved Rebaseline	Previous Period	Current Forecast*
	March 2027	N/A	Fall 2027	Fall 2027
	Variance from Original:		+223d (6.65%)	+223d (6.65%) 
Variance from Revised Schedule:			TBD 	

* Contract schedule is forecasting a slippage to the contractual milestones.

The project team is identifying opportunities to mitigate and is monitoring potential impacts. Staff will provide periodic updates to the Board.



Westside Purple Line Extension – Section 3

Safety

Project Hours: 2,774,237 Recordable Injury Rate: 1.44 vs. The National Average: 2.4.

- C1151: Project Hours: 1,496,310; Recordable Injury Rate: 2.67.
- C1152: Project Hours: 1,277,927; Recordable Injury Rate: 0.0.

Updates

- **Overall Project Progress is 50% complete.**
- **Final design progress is 97% complete.**
- **Tunnels**
 - Both Tunnel Boring Machines (TBMs) remain parked 2 ft behind the Constellation Station west end wall.
 - Excavation and initial lining for 2 out of 14 cross passages have been completed.
- **Westwood/UCLA Station**
 - Excavation is about 37% complete. Walers and struts continue to be installed at levels 2 and 3; 20% of walers and 13% struts have been installed. Utility support work ongoing and approximately 80% complete.
- **Westwood/VA Hospital Station**
 - Excavation is about 35% complete. Walers and struts continue to be installed at levels 1,2, and 3; 40% of walers and 35% of struts have been installed. Shotcrete is 55%, and the tieback installation is 37% complete.
 - Mechanical, Electrical, and Plumbing fit-out inside the VA steam tunnel continues (90% complete).

Equity

- 1 of 2 stations (50%) are within or adjacent to Equity Focus Communities.





Westwood/UCLA Station: Excavation at Wilshire Blvd





Westwood/VA Station:
Tiebacks & Shotcrete Installation and Excavation



I-5 North County Enhancements

BUDGET			
	Approved LOP*	Previous Period	Current Forecast
	\$679.3M	\$679.3M	\$679.3M
Variance from Approved LOP:		\$0M (0%)	\$0M (0%) 
Variance from Revised Budget:			\$0 

* At time of the award of contract - Board Approval (March 2021)

SCHEDULE	Substantial Completion		
	Original	Approved Rebaseline	Current Forecast
	July 2016	N/A	Summer 2026
Variance from Original:			+0d (0%) 
Variance from Revised Schedule:			N/A 



I-5 North County Enhancements

Safety


Project Hours: 358,633; Recordable Injury Rate: 1.06 vs. The National Average: 2.4.

Updates

- **Overall Project progress is 28.06% complete.**
- Construction Stage 1, Phases 1 & 2 continues:
 - Partial Demo/Forming of Footings/Abutments/Bents/Soffit & Stem/Lost Deck on six bridges throughout the project.
 - Construction of approximately 11 Retaining Walls on-going throughout the project.
 - On-going Drainage, Barrier/Roadway Demo, Excavation, and Base Placement.
 - Construction of new Weldon Canyon Bridge
 - Jointed Plain Concrete Paving (JPCP) in the median started
- Project Team continues to coordinate with stakeholders: Caltrans, City of Santa Clarita, Los Angeles County, CHP, NPS, CDFW, SCVWA, and other local stakeholders.

Equity


- This project is not located within or adjacent to Equity Focus Communities.



Equipment set-up in preparation for median paving



Pouring concrete at Retaining Wall 2461



Forming Weldon Canyon Abutment #1 backwall







Projects without Life of Project (LOP) Budget

- **Engineering Projects**
- **105 Express Lanes**
- **G Line BRT Improvements Project**
- **East San Fernando Valley Transit Corridor**
- **North Hollywood to Pasadena BRT Project**



105 Express Lanes

BUDGET	Approved Budget to Date			Previous Period	Current Forecast
	Pre-Construction	\$119.4 M	\$119.4 M	\$119.4 M	\$119.4 M
	Project	N/A	\$780M - \$1B	\$780M - \$1B	\$780M - \$1B
	Variance from Approved Pre-Construction Budget:		\$0M (0%)	\$0M (0%)	
	Variance from Approved LOP:		N/A	N/A	
	Variance from Revised Budget:		N/A	N/A	

SCHEDULE			Revenue Operation		
	Original	Approved Rebaseline	Previous Period	Current Forecast	
	N/A	N/A	Spring 2028	Spring 2028	
	Variance from Original:		+0d (0%)	+0d (0%)	
	Variance from Revised Schedule:		N/A	N/A	



105 Express Lanes

Safety

Project Construction Hours: 0; Recordable Injury Rate: N/A vs. The National Average: 2.4.

Updates

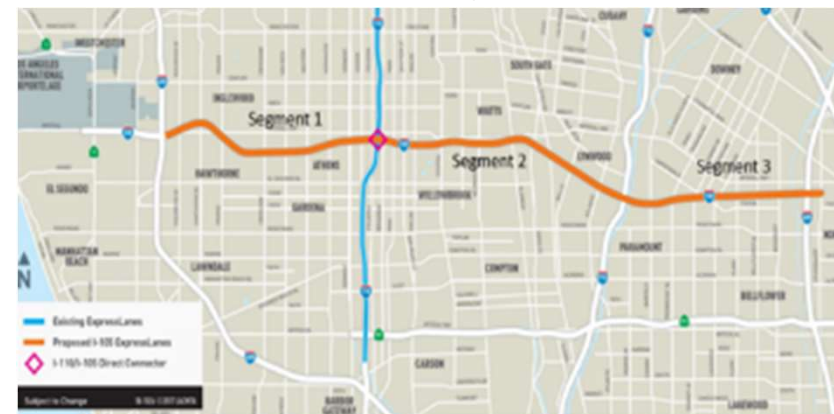
- **Design is 73% complete**
- **Program Management**
 - Time extension request for SB 1 funding allocation submitted to Caltrans
 - Traffic and Revenue Study in progress
- **Design**
 - Segment 1 design is adopting value engineering strategies to reduce construction cost. It will require Caltrans review and approval. This is anticipated by May 2024
 - Segment 2/3 65% design is in progress
- **Construction Manager/General Contractor (CMGC)**
 - Estimate to be revised in August to considered value engineering items to reduce overall cost
 - Interface meetings with WSAB and Metro MOW in progress
- **Roadside Toll Collection System (RTCS)**
 - Requirements Traceability Matrix (RTM) review sessions ongoing
 - I-110/I-105 tolling transition plan drafted
 - Infrastructure Design Document (IDD) updates in progress

Equity

- 70% of the project is within or adjacent to Equity Focus Communities.



Traffic on 105 Freeway Westbound






The Project Map





September 2023 Construction Committee

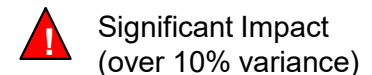
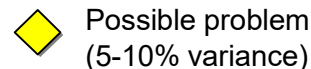
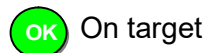
G Line BRT Improvements Project

BUDGET	Approved Budget to Date			Previous Period	Current Forecast
	Pre-Construction	\$149.7M*		\$149.7M	\$149.7M
	Project	N/A		\$392-511M	\$843M**
	Variance from Approved Pre-Construction Budget:			\$0M (0%)	\$0M (0%) 
	Variance from Approved LOP:			N/A	N/A 
	Variance from Revised Budget:				\$0M 

*Approved Budget only includes the Pre-Construction Budget. The project will request LOP budget prior to PDB Contract Phase 2 award. **Based on 30% Independent Cost Estimate (ICE). The project is evaluating value engineering and cost reduction measures to address the budget shortfall to be shared at the November Construction Committee Meeting.

SCHEDULE			Revenue Operation	
	Original	Approved Rebaseline	Previous Period	Current Forecast
	N/A	N/A	N/A	December 2026***
	Variance from Original:		+0d (0%)	+0d (0%) 
	Variance from Revised Schedule:			N/A 

***Current Forecast is Phase 2 Substantial Completion milestone, Phase 2 baseline schedule is not yet approved.



G Line BRT Improvements Project

Safety

Project Construction Hours: 0; Recordable Injury Rate: N/A vs. National Average: 2.4.

Updates

Progressive Design Build Contract

- 60% design for Stormwater Capture and Bike Path Improvements under Metro review. 60% Grade Separations VE design underway
- Phase 1 field investigations complete
- Technology Evaluation and Concept of Operations for Gated Intersections complete. Traffic Impact Analysis near completion
- Fiber investigation complete. Obtained internal buy-in on recommended option to install fiber backbone through B Line tunnels. Developing scope to issue as a Change Order/EWP
- Collaborating on VE and cost reduction opportunities to address affordability issues

Utility Owner-Performed AURs


- Sepulveda – removal of poles and overhead wires pending PDB contractor installation of new power service
- Vesper – DWP crews completed cable pulling in August, Charter construction complete and currently pulling cables
- Sylmar – DWP undergrounding complete. Charter planning to vacate line

Property Acquisitions

- Eight acquisitions underway
- Offers presented to owners between 3/31/22, and 5/24/22
- Board adopted Resolution of Necessity for all properties in Aug '22

Equity

- 15 of 17 stations (88%) are within or adjacent to Equity Focus Communities.





Potholing Restoration on Aetna St





Sidewalk Panel Restoration on Bessemer St



East San Fernando Valley Transit Corridor

BUDGET	Approved Budget to Date			Previous Period*	Current Forecast
	Pre-Construction	\$496.9M		\$496.9M	\$496.9M
	Project	N/A		N/A	\$2.81B - \$3.57B
	Variance from Approved Pre-Construction Budget:			\$0M (0%)	\$0M (0%) 
	Variance from Approved LOP:			N/A	N/A
	Variance from Revised Budget:				\$0M 

*Approved Budget only includes the Pre-Construction Budget.

SCHEDULE			Revenue Operation	
	Original	Approved Rebaseline	Previous Period	Current Forecast**
	N/A	N/A	N/A	2030
	Variance from Original:		+0d (0%)	+0d (0%) 
Variance from Revised Schedule:			N/A 	

** Current schedule forecast reflects Metro's Draft Baseline Schedule. Approval is pending.



East San Fernando Valley Transit Corridor

Safety


C1220 W.A. Rasic Hours Worked - 9,891; Recordable Injury Rate: 0 vs. National Average: 2.4.

Updates

- **Design**
 - Developing plats for partial and temporary construction easements
 - Advancing utility composite plans to 60% and AUA 2-8 to 100% complete.
- **Advance Utility Adjustment (AUA) DWP Design 1 – W.A. Rasic**
 - Overall contract progress is 53% complete
 - Ongoing nightwork for ductbank installation
- **Progressive Design Build Contract - SFTC**
 - Following deliverables received on August 11: Opinion of Probable Cost, Schedule, draft Validation of Base Design, & draft Value Engineering Plan.
 - First Early Work Package (EWP) proposals will arrive in September
- **Real Estate & Environmental**
 - Appraisals underway for 16 MSF and 3 TPSS parcels. Formal acquisitions will start in the fall.
 - RAMP and Relocation Plan to be presented for Board Approval in October
 - Recommendation for approval of CEQA addendum to the Construction Committee scheduled in September 2023; Section 106 concurrence form FTA/SHPO anticipated in October 2023; NEPA reevaluation approval planned by late November 2023.
- **Light Rail Vehicle (LRV) Acquisition**
 - Initiated procurement of a consulting firm to support LRV procurement.
- **Public Outreach**
 - Continuing outreach in support of utility construction, project tours and planning of construction mitigation programs ongoing
- **Equity**
 - 100% of the project is within or adjacent to Equity Focus Communities.



Installation of 1 of 4 vaults by on Van Nuys Blvd, between Vanowen and Vose.





Duct bank installation in Van Nuys Blvd.





September 2023 Construction Committee

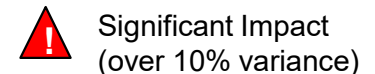
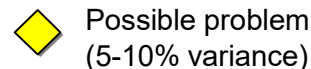
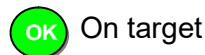
North Hollywood to Pasadena BRT Project

BUDGET				
		Approved Budget to Date*	Previous Period	Current Forecast
	Project	\$75.8M	N/A	\$263M-386M
	Variance from Approved LOP:		N/A	N/A 
	Variance from Revised Budget:			\$0M 

* Project will work within the annual budget constraints until LOP is established.

SCHEDULE			Revenue Operation	
	Original	Approved Rebaseline	Previous Period	Current Forecast**
	N/A	N/A	N/A	Summer 2027
	Variance from Original:		+0d (0%)	+0d (0%) 
	Variance from Revised Schedule:			N/A 

** Current Forecast is Metro's Internal Schedule, Baseline schedule is not yet approved at time of update.



North Hollywood to Pasadena BRT Project

Safety

- Project Construction Hours: 0; Recordable Injury Rate: N/A vs. National Average: 2.4.

Updates

- EIR Approved April 2022
- PMSS RFP, released July 2023 response Due September 2023
- A&E RFP, planned release date September 2023
- Preparing CM/GC RFP, planned release date October 2023

Equity

- 60% of the project is within or adjacent to Equity Focus Communities



Project Map



View of Vineland Ave / Lankershim Blvd







Operational Projects

- **North San Fernando Transit Corridor Project**

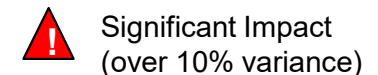
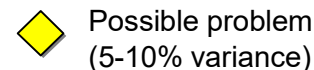
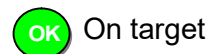


NSFV Transit Corridor Project

BUDGET				
		Approved LOP	Previous Period	Current Forecast
		\$180M	\$180M	\$180M
	Variance from Approved LOP:		\$0M (0%)	\$0M (0%) 
Variance from Revised Budget:			\$0 	

SCHEDULE			Substantial Completion	
	Original	Approved Rebaseline	Previous Period	Current Forecast*
	Summer 2025	N/A	N/A	Summer 2026
	Variance from Original:		+0d (0%)	+0d (0%) 
Variance from Revised Schedule:			N/A 	

*Project elements delivered incrementally. Likely, last elements to be completed are expected to be ZEB and charging



NSFV Transit Corridor Project

Safety

Project Construction Hours: 0; Recordable Injury Rate: N/A vs. The National Average: 2.4.

Updates

- **Roscoe BI Bus Priority Lanes**
 - 30% design
 - Construction to begin in Q3 FY24
 - **All Door Boarding**
 - 200 pilot BMVs delivered for testing in Q3 FY24
 - 2,900 BMVs for delivery and install by end of FY25 (includes 330 for NSFV Project)
 - **Bus Bulbs (82 locations)**
 - Preparing scope for design contractor to be completed by end of Q2 FY24
 - Construction to begin FY25
 - **5 Key Transfer Locations**
 - Preparing scope for design contractor to be completed by end of Q2 FY24
 - Construction to begin FY25
 - **Bus Shelters**
 - Construction and installation agreement for 393 shelters executed 10/2023
 - Installations expected to begin Q1 FY25
 - **Transit Signal Priority (7 Corridors)**
 - 35% design
 - Installation to begin Q1 FY25
 - Completion by Q4 FY25
 - **75 Battery Electric Buses + Charging**
 - Included under current ZEB procurement to be issued by Q2 FY24
 - **Service Frequency Improvements on Lines 152 (Roscoe) and 166 (Nordhoff)**
 - To be implemented following completion of Roscoe BI Bus Priority Lanes
- Equity**
- Majority of the project improvements are located within or adjacent to Equity Focus Communities.



Rendering of an improved stop on Nordhoff/Lindley



November 2023 Measure M Committee



Measure M Independent Taxpayer Oversight Committee Transit Projects Update

Allison Yoh, Executive Officer
December 6, 2023



Measure M Transit Projects



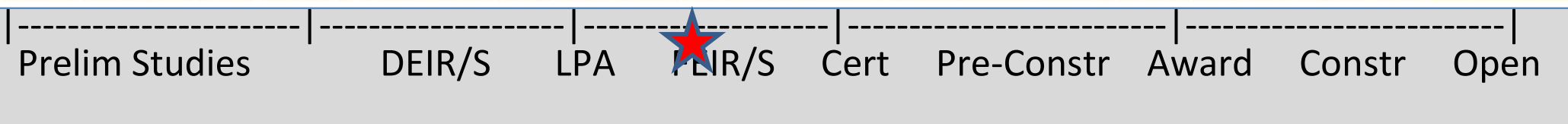
> Major Pillar Projects

- (1) West Santa Ana Branch
- (2) C (Green) Line Extension to Torrance
- (3) Sepulveda Transit Corridor
- (4) Eastside Transit Corridor Phase 2

> Other Projects in Planning

- Vermont Transit Corridor
- K Line Northern Extension

West Santa Ana Branch Transit Corridor



Current Phase	Most Recent Cost Estimate
EIR/EIS	\$7.1B (YOES) - IOS

Recent Activities

- October 4: Submitted First Admin Draft Final EIS/EIR to FTA & USACE for 25-day review
- All 10 Master Cooperative Agreements (MCAs) executed with corridor cities
- Continuing to work with UPRR/Ports/ACTA on final MOU (legal review and sign-off)
- Two procurements underway: Program Management Support Services, Advanced Design (in blackout)

Next Actions

- Winter 2023/2024: MOU w. Ports/ UPRR/ACTA
- Fall 2023 (tent.): Board action on contract awards
- Spring 2024 (tent.): Board certification/action on FEIR/FEIS
- Summer 2024 (tent.): FTA Record of Decision



Eastside Transit Corridor Phase 2

Prelim Studies

DEIR

LPA

FEIR

Cert

Pre-Con

Award

Constr

Open

Current Phase

Most Recent Cost Estimate

EIR/NEPA TBD

\$7.9B (YOES, 2031\$) – IOS

Recent Activities

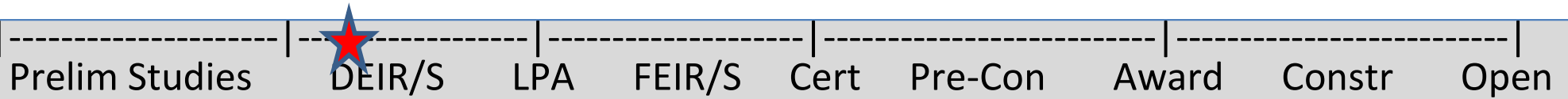
- FLM Technical Walk Audits completed in coordination with County, City Staff, & CBO Partners
- Community rail tours completed
 - Oct. 18 (Elected/agencies)
 - Nov. 4 (CBO/key stakeholders),
 - Nov. 18 (Public Tour #1)
 - Dec. 2 (Public Tour #2)
- Evaluation of Project Delivery Method
- Continuing discussion with FTA re: appropriate level documentation based on review of CEQA document
- Preparing for future entry into Project Development phase
- Cooperative Agreement template ready for distribution to corridor cities



Next Actions

- Final EIR per CEQA anticipated Winter 2023/2024, exploring early works advanced construction

Sepulveda Transit Corridor



Current Phase	Most Recent Cost Estimate
EIR	\$5.7B (2015\$)

Recent Activities

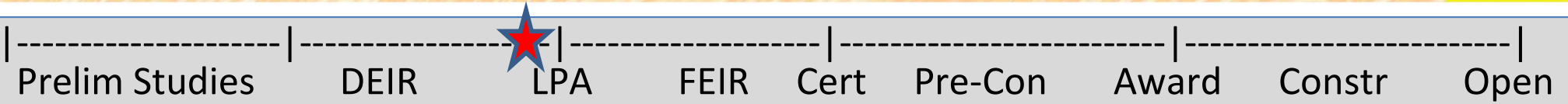
- Fall community meetings re: travel times and boardings
 - 10/24 (Westwood), 10/28 (Van Nuys)
 - 11/01 (Virtual)
 - In-person meetings included 405 ExpressLanes & Traffic Reduction Study
- Ongoing geotechnical/seismic fieldwork
- Continued engagement with adjacent projects and with third party agencies
- Planning and Environmental Linkages (PEL) meetings with agencies

Next Actions

- Continue to develop designs and prepare environmental technical studies



C (Green) Line Extension to Torrance



Current Phase

EIR

Most Recent Cost Estimate

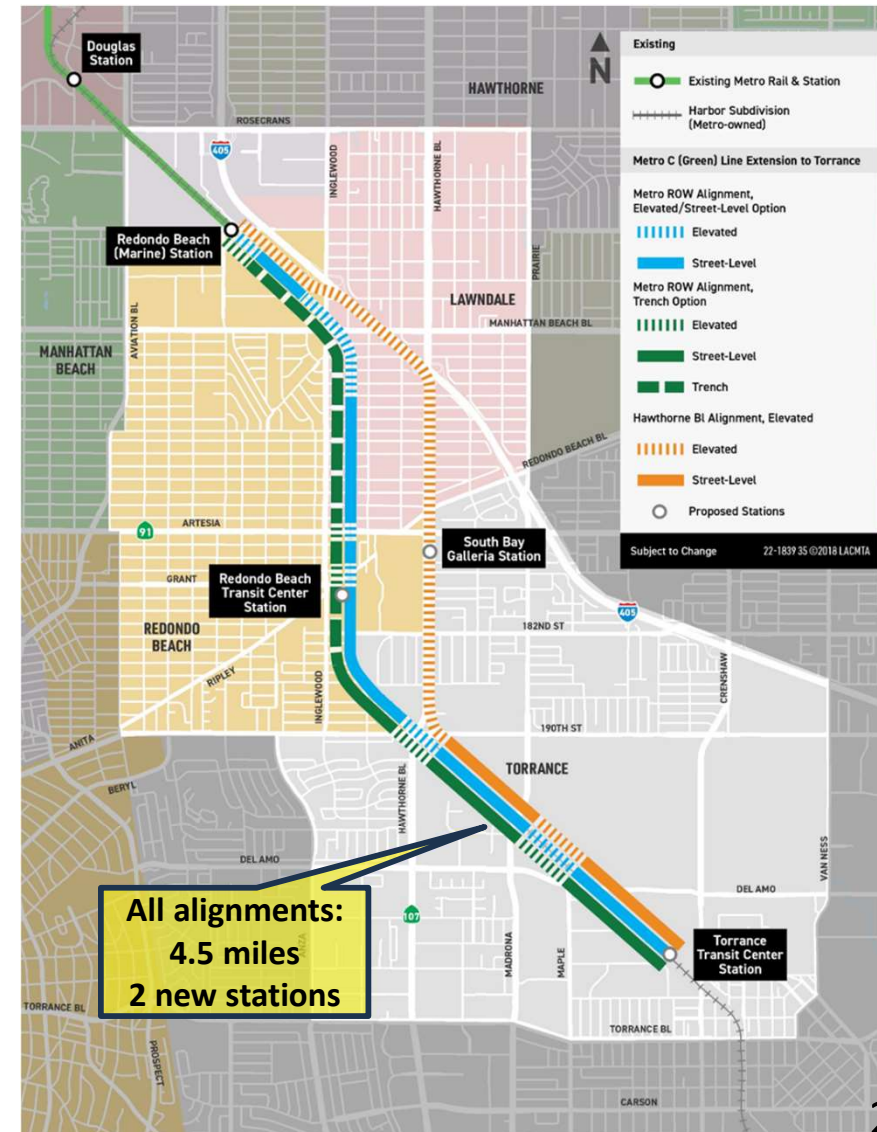
\$891M (2015\$)

Recent Activities

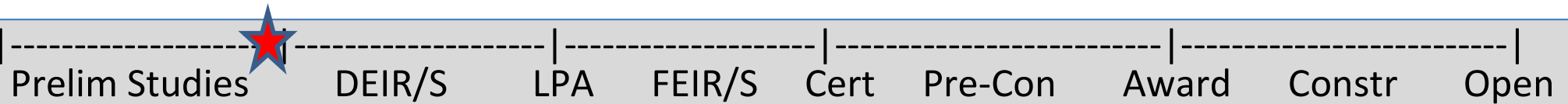
- Provided update at September Metro Board Committees: Planning & Programming, Executive Management Committee
- Postponed selection of Preferred Alternative to allow SD-2 additional time for community engagement
- Continuing to support community engagement efforts

Next Actions

- Continue to identify and develop staff recommendation of Preferred Alternative based on project objectives, findings, community concerns
- Staff recommendation on LPA selection in 2024



Vermont Transit Corridor



Current Phase

Preliminary Studies

Most Recent Cost Estimate

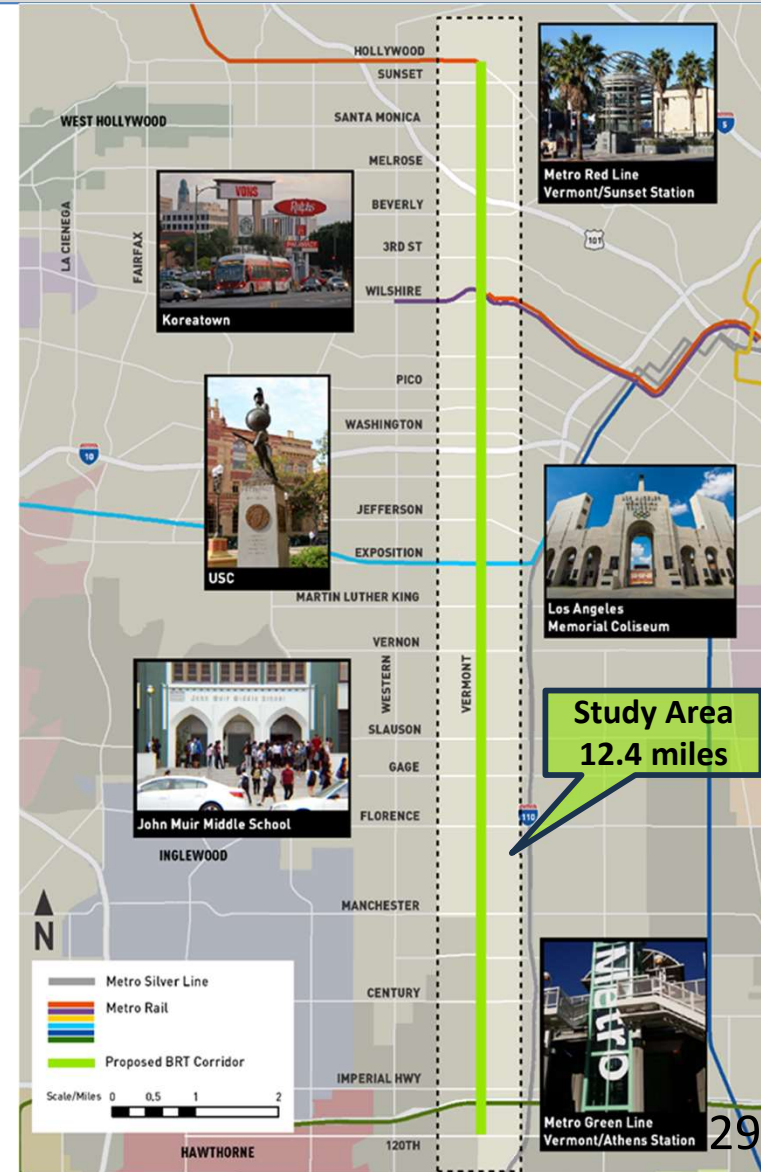
\$425M (2015\$)

Recent Activities

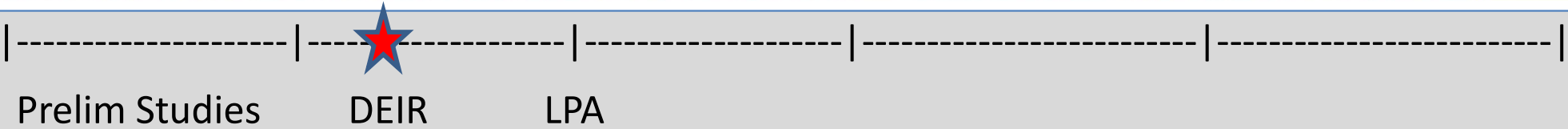
- Board approved contract for planning & environmental study (Sept 2023)
- Active procurement underway for communications/ outreach services (blackout)
- Board update provided on near-term bus improvements (Operations, Safety & Customer Experience committee in Sept 2023)

Next Actions

- Commence planning and environmental study (BRT)
- Award contract for communications/ outreach services; community engagement for near-term bus and longer-term BRT improvements
- Commence designs for BRT in coordination with CBO/outreach efforts



K Line (Crenshaw) Northern Extension



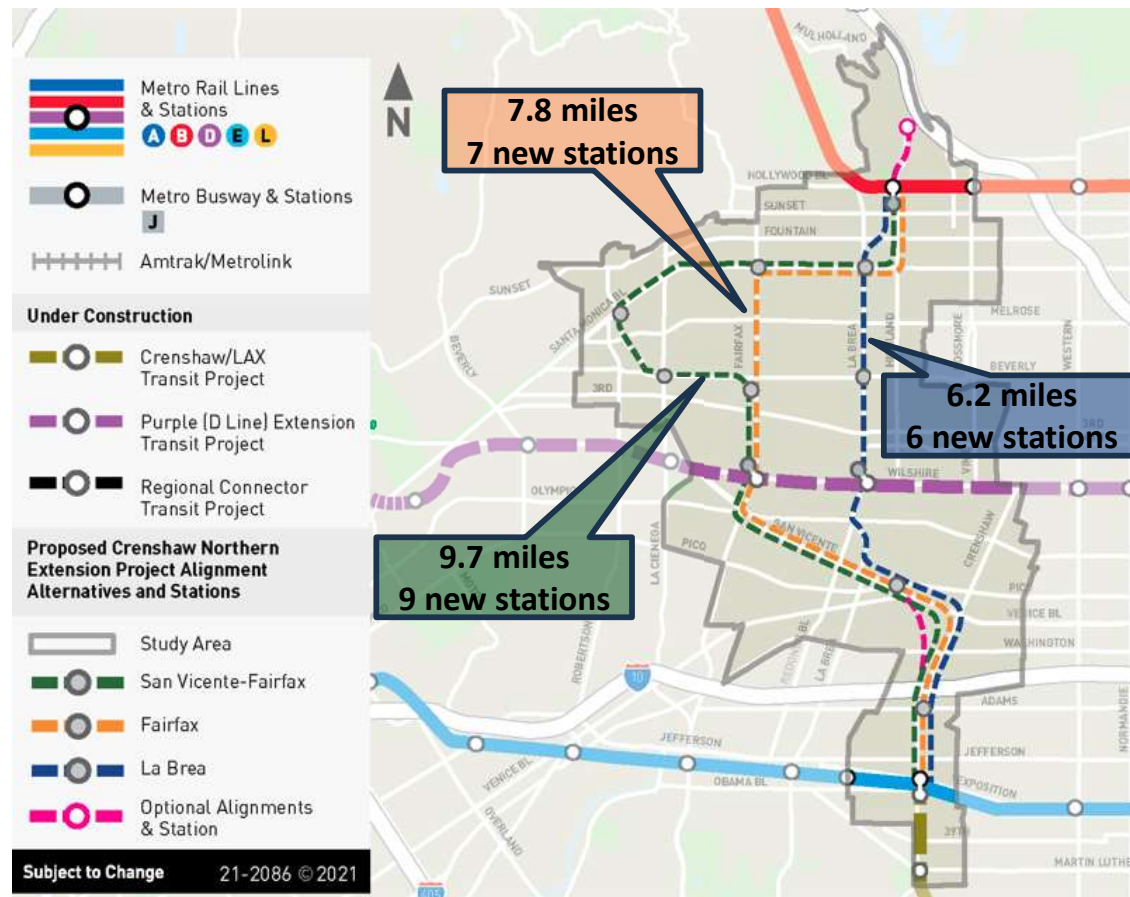
Current Phase	Most Recent Cost Estimate
EIR	\$2.24B (2015\$)

Recent Activities

- Held three community meetings to share project update and ridership estimates (September)
- Advancing environmental analysis under CEQA
- Refining DEIR engineering concepts for three alternatives

Next Actions

- Finalize technical reports and prepare Draft EIR
- Continue to identify cost, phasing strategy and funding opportunities



Measure M Expenditure Plan

Groundbreaking to Opening Dates

Measure M
Opening Dates
3-Year Window

2020	2021	2022	2023	2024	2025	2026	2027	2028	2029	2030	2031	2032	2033	2034	2035	2036	2037	2038	2039	2040	2041	2042	2043	2044	2045	2046	2047	2048	2049	Measure M Opening Dates 3-Year Window												
Planning				West Santa Ana Branch (Phase 1)							WSAB (Phase 1+Slauson) Approved by Board													FY 2028 - 2030																		
Planning				Vermont Corridor																													FY 2028 - 2030									
Planning							Green Line Extension to Torrance																																	FY 2030 - 2032		
Planning								Sepulveda Transit Corridor (Phase 1)																																		FY 2033 - 2035
Planning									Eastside Transit Corridor Phase 2																																FY 2035 - 2037	
Planning				WSAB (Phase 2) - Slauson to LAUS																										FY 2041 - 2043												
Planning				K Line Northern Extension																										FY 2047 - 2049												
																										Sepulveda Transit Corridor (Phase 2)			FY 2057 - 2059													



Measure M Independent Taxpayer Oversight Committee

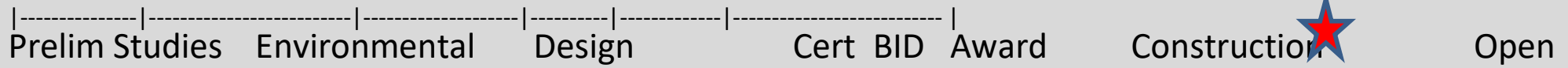
Complete Streets & Highway Project Updates

Nelli Derderian
Director, Finance & Administration

December 06, 2023



SR-71 Gap from I-10 to Rio Rancho Road (Southern Segment)



Current Phase	Phase Budget	Phase Spent To Date
Construction	\$148.10M	\$61.7M

Expenditures as of 10/31/23

Purpose and Scope

- **Caltrans-managed** project adding one HOV lane and one mixed-flow lane between Mission Blvd and San Bernardino County Line.

Multimodal Elements

- N/A

Status

- Construction is 45% complete with anticipated completion by end of 2024.
- TCEP* funding 20-month time extension to be requested to cover construction schedule delays.

Challenges

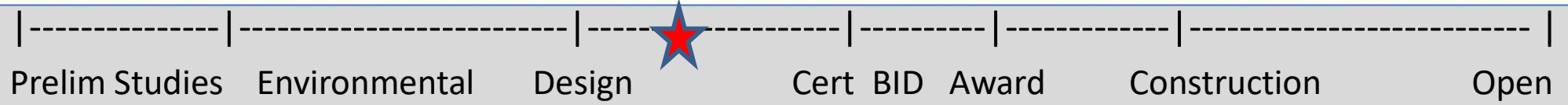
- Construction schedule delays related to soil cohesion testing needed for soil nail retaining wall construction.
- Resolving any outstanding claims.



* TCEP – Trade Corridor Enhancement Program State grant



SR-71 Gap from I-10 to Rio Rancho Road (Northern Segment)



Current Phase	Phase Budget	Phase Spent To Date
Design	\$40.40M	\$23.0M

Expenditures as of 10/31/23

Purpose and Scope

- **Caltrans-managed** project to add 1 HOV lane in each direction and upgrade segment from an expressway to a freeway with 2 mixed flow lanes.

Multimodal Elements

- Upgrade current pedestrian bridge to comply with current ADA requirements.
- Adding HOV lanes will facilitate carpools and vanpools and encourage transit (bus) usage.

Status

- Environmental Document completed in May 2013.
- Right of Way acquisition is complete except for railroad easements.
- Design phase projected to finish in Summer 2025.
- Target construction start date in Spring 2026.
- MDPG* grant application submitted in August 2023 to close the construction funding gap.
- Expenditures to date are from State and Federal funds.

Challenges

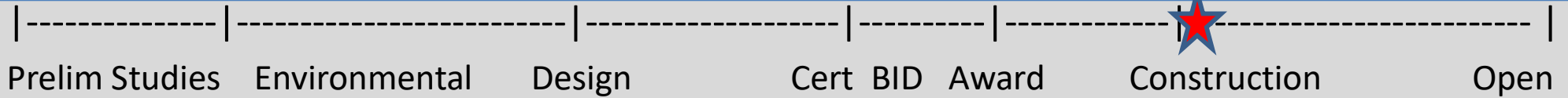
- Utility and railroad coordination could delay schedule.
- Construction funding shortfall of more than \$114 million expected.



* MDPG – Multimodal Discretionary Project Grant



SR-57/SR-60 Interchange Improvements



Current Phase	Phase Budget	Phase Spent To Date
Construction	\$296.4M	\$11.1M

Expenditures as of 10/30/23

Purpose and Scope

- Major operational/safety improvements including grade-separation of Grand Ave eastbound off-ramp.
- **Construction led by the San Gabriel Valley COG** with Metro and Caltrans oversight.

Multimodal Elements

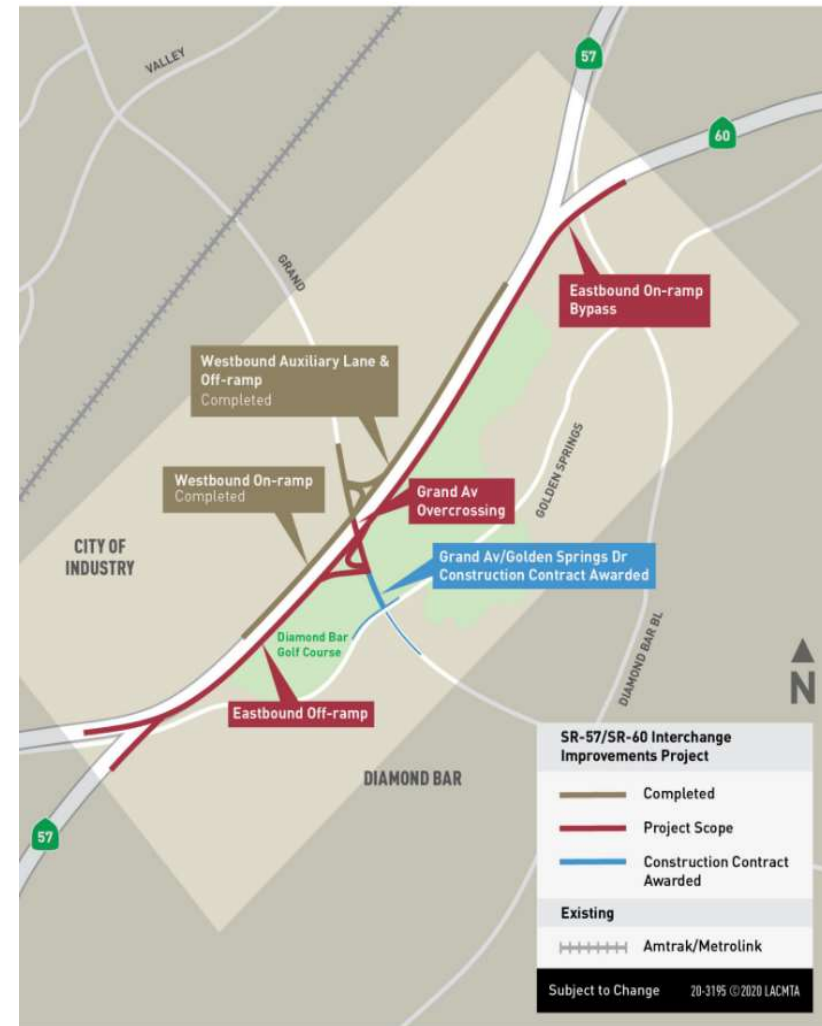
- Project includes improvements to local bridge, sidewalk and bicycle facilities.

Status

- Project consists of \$217M in TCEP* and \$27M in INFRA** construction funds.
- Property mitigation activity is progressing as scheduled.
- Construction completion projected in Summer 2028.

Challenges

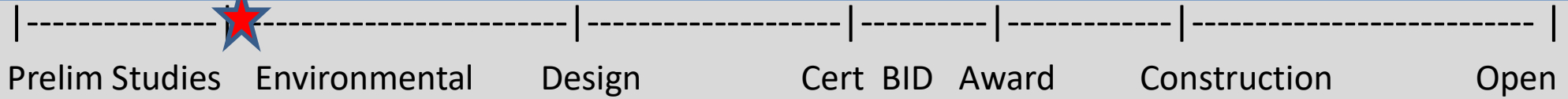
- Closing final cost negotiations on required Right of Way.



* TCEP – Trade Corridor Enhancement Program State grant
 ** INFRA – Infrastructure for Rebuilding America Federal grant

I-405 South Bay Curve Improvements

I-110 to Wilmington – Auxiliary Lanes



Purpose and Scope

- Improve freeway operations and safety.
- Spans across both directions of I-405 through construction of auxiliary lanes between on- and off-ramps to improve merging and diverging vehicle movements.
- **Metro leading environmental phase.**

Multimodal Elements

- Project will include ramp termini improvements (high visibility crosswalks, leading pedestrian intervals, bike boxes, etc.).
- May include other pedestrian/bicycle and transit stop improvements in collaboration with City of Carson.

Status

- Environmental phase started in September 2023 and is projected to end in Fall 2026.
- Project being scoped in collaboration with City of Carson and Caltrans in accordance with Objectives for Multi-Modal Highway Investment.

Challenges

- Construction phase is not fully funded.



I-405 South Bay Curve Improvements

Southbound Auxiliary Lanes; I-105 to Artesia



Purpose and Scope

- Improve safety and operations by reducing freeway conflicts at high congestion on/off ramp locations.
- Northbound and Southbound Auxiliary lane improvements between freeway on/off ramps within Caltrans Right of Way.
- **Metro leading design phase.**

Multimodal Elements

- High visibility crosswalks;
- Pedestrian flashing beacons;
- Pedestrian and cyclist signage.

Status

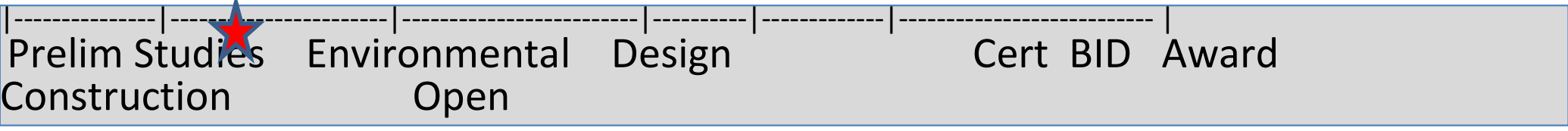
- Environmental Document completed in June 2020.
- 65% design plans submitted to Caltrans in Spring 2023.
- Anticipating 95% design submittal by Spring 2024.

Challenges

- Construction phase is not fully funded.



SR-14 Improvements – North County



Purpose and Scope

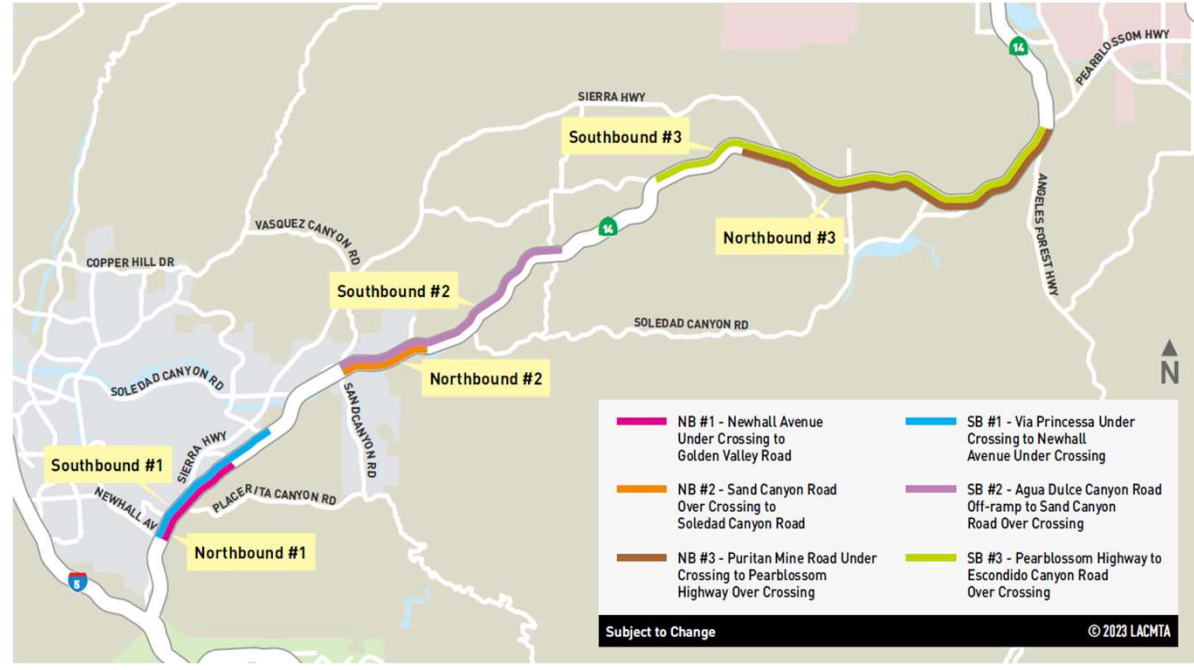
- Project Limits - Newhall Ave undercrossing to Pearblossom Highway.
- Address traffic safety concerns (higher than state average incident rates).
- Improvements focused on safety, address geometric deficiencies, address VMT goals, and minimizing impacts to human, physical and biological environments.
- **Metro leading environmental phase.**

Multimodal Elements

- Environmental document will evaluate a broad range of alternatives that will be inclusive of multimodal elements (e.g., commuter rail, bike, ped improvements).

Status

- Environmental phase started in September 2023 and is projected to end in Fall 2026.



Challenges

- VMT analysis to be conducted.





Board Report

File #: 2023-0686, **File Type:** Oral Report / Presentation

Agenda Number: 8.

**MEASURE M INDEPENDENT TAXPAYER OVERSIGHT COMMITTEE
DECEMBER 6, 2023**

SUBJECT: MEASURE M ACTIVE TRANSPORTATION UPDATES

RECEIVE oral report on Measure M Active Transportation, programmed revenues and uses to support discussion on the effective and efficient use of funds.

ATTACHMENTS

Attachment A - Presentation

Prepared by: James Andrew, Senior Manager, Countywide Planning & Development, (213) 547-4306
Peter Carter, Senior Director, Countywide Planning & Development, (213) 922-7480
Cory Zelmer, Deputy Executive Officer, Countywide Planning & Development, (213) 922-1079
Allison Yoh, Executive Officer, Countywide Planning & Development, (213) 922-4812
David Mieger, Senior Executive Officer, Countywide Planning & Development, (213) 922-3040
Ray Sosa, Deputy Chief Planning & Development Officer, (213) 547-4274

Reviewed by: James de la Loza, Chief Planning Officer, (213) 922-2920



Metro is making it easier to walk, bike, and roll.

ACTIVE TRANSPORTATION UPDATES

MEASURE M INDEPENDENT TAXPAYER OVERSIGHT COMMITTEE

DECEMBER 6, 2023

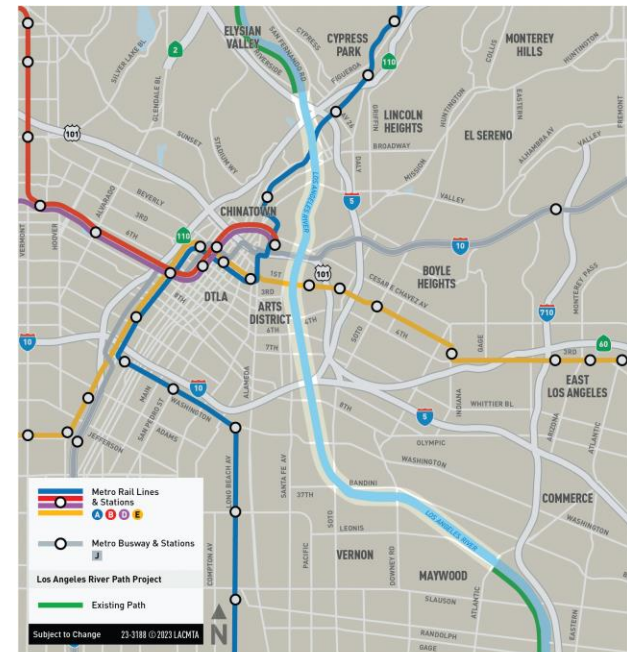


LA River Waterway & System Bike Path (Central Cities)

- > Project led by Metro
- > Environmental and Design Progress
 - 30% design completed for all three alternatives
 - Draft EIR release anticipated in Spring 2024 with a 60-day comment period
 - Selection of a single alternative and start of 60% design in Winter 2024/2025 (*subject to comments from both USACE and LADWP that may affect project definition and EIR alternatives*)
 - Advancement of 60% design is subject to determination of the Project's final owner/O&M entity (*since Metro will not be financially responsible for O&M of the completed project*)
- > Agreements with Third Parties
 - MCA with the City of Vernon is ready for execution
 - Agreements needed with the County and City of LA, LADWP, Railroads, and Caltrans
 - O&M lead, external to Metro, yet to be determined



Looking south: near Riverside Drive



Project Area Map



Complete LA River Bike Path (San Fernando Valley)

- > LA Bureau of Engineering is Lead Agency
- > 13 miles of bikeway gap closures
 - 9 segments from Vanalden Ave to Forest Lawn Dr
 - Segments 1-2 in Design phase; Segments 3-9 Design initiation TBD
- > \$60M in Measure M funding between FY23-FY28; agreement pending
- > City of LA awarded \$34M in ATP Cycle 6 funding
- > Metro will not be financially responsible for O&M



Segment of LA River Bike Path completed in 2014

Project Corridor Map


Multi-Year Subregional Programs

- > Board approved an additional \$20M for a total of \$68M programmed for **South Bay Cities** projects:
 - Bike Lanes – Carson St, Figueroa St, Main St, Victoria St
 - Bike Lanes – 223rd St, Avalon Blvd, Central Ave, Del Amo Blvd, University Dr
 - South Bay Local Travel Network-El Segundo
 - Lennox Vision Zero Traffic Enhancements
 - Highland Ave Corridor Improvements
 - Aviation Blvd Pedestrian Enhancements
 - Riviera Village Pedestrian Enhancements
 - South Bay Local Travel Network-Redondo Beach
- > Board approved an additional \$2M for a total of \$29M programmed for **Westside Cities** projects:
 - Sepulveda Corridor Mobility Lane Project
 - Fountain Ave Protected Bike Lanes



Active Transportation Strategic Plan (ATSP)

- > Presented to Metro Board for adoption in November 2023
- > First update of 2016 plan and includes:
 - [StoryMap](#)
 - [First/Last Mile Existing Conditions Dashboard](#)
 - [Bikeway Benefits Dashboard](#)
- > Defines and prioritizes regional AT network
 - 602 First/Last Mile Areas
 - 81 Pedestrian Districts
 - 1,433 mi of Regional Bikeways
- > Prioritizes network based on equity, safety & comfort, accessibility, connectivity, sustainability, demand & community support, and project readiness to support Metro's funding role
- > Near-term implementation goal of Top 2.5% of projects by subregion



Metro Active Transport Program



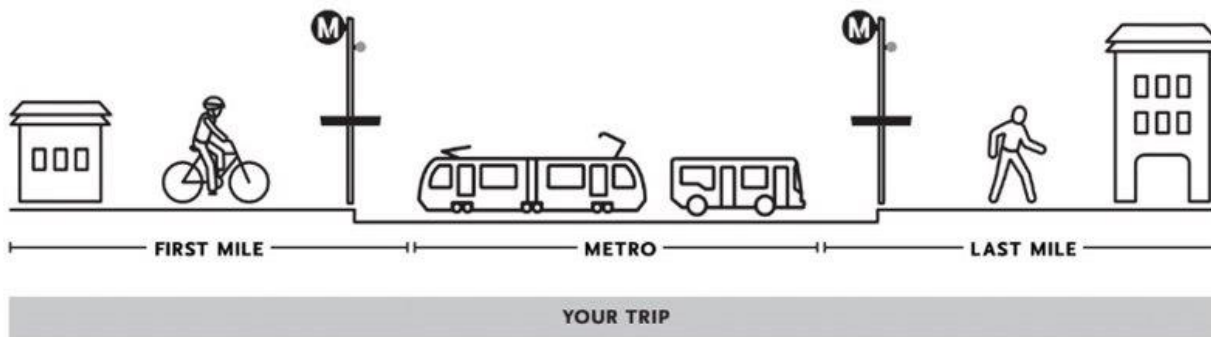
- > Measure M competitive grant program dedicated for active transportation (\$857M thru 2057)
- > Implementation of ATSP regional network
- > \$63.1M in Cycle 1 projects approved by Board in 2021
 - 5 AT Corridors
 - 11 FLM Areas
- > Cycle 2 in development
 - Standardize process for project initiation
 - Develop and test new partnership models
 - Adapt successful models from other modes
 - Target award FY 2024-2025

Metro Active Transport Program Cycle 1 Projects (approved in 2021)



First/Last Mile Program

- > FLM Plans Currently in Progress:
 - West Santa Ana Branch (complete spring 2024)
 - Eastside Phase 2 (complete summer 2024)
- > Commencing soon
 - North Hollywood to Pasadena BRT
- > Other
 - FLM project coordination for LA28 Games preparation



NOT TO SCALE



Thank you



James Andrew, *Senior Manager Planning*
Metro
One Gateway Plaza, MS 99-22-22
Los Angeles, CA 90012



213.547.4306



andrewj@metro.net



metro.net/about/active-transportation/



@metrolosangeles



losangelesmetro





Metro

Los Angeles County
Metropolitan Transportation
Authority
One Gateway Plaza
3rd Floor Board Room
Los Angeles, CA

Board Report

File #: 2023-0699, **File Type:** Oral Report / Presentation

Agenda Number: 9.

**MEASURE M INDEPENDENT TAXPAYERS OVERSIGHT COMMITTEE
DECEMBER 6, 2023**

SUBJECT: ORAL REPORT ON VISIONARY SEED FUNDING

ACTION: RECEIVE ORAL REPORT

RECOMMENDATION

RECEIVE oral report on Visionary Seed Fund Projects.

ATTACHMENTS

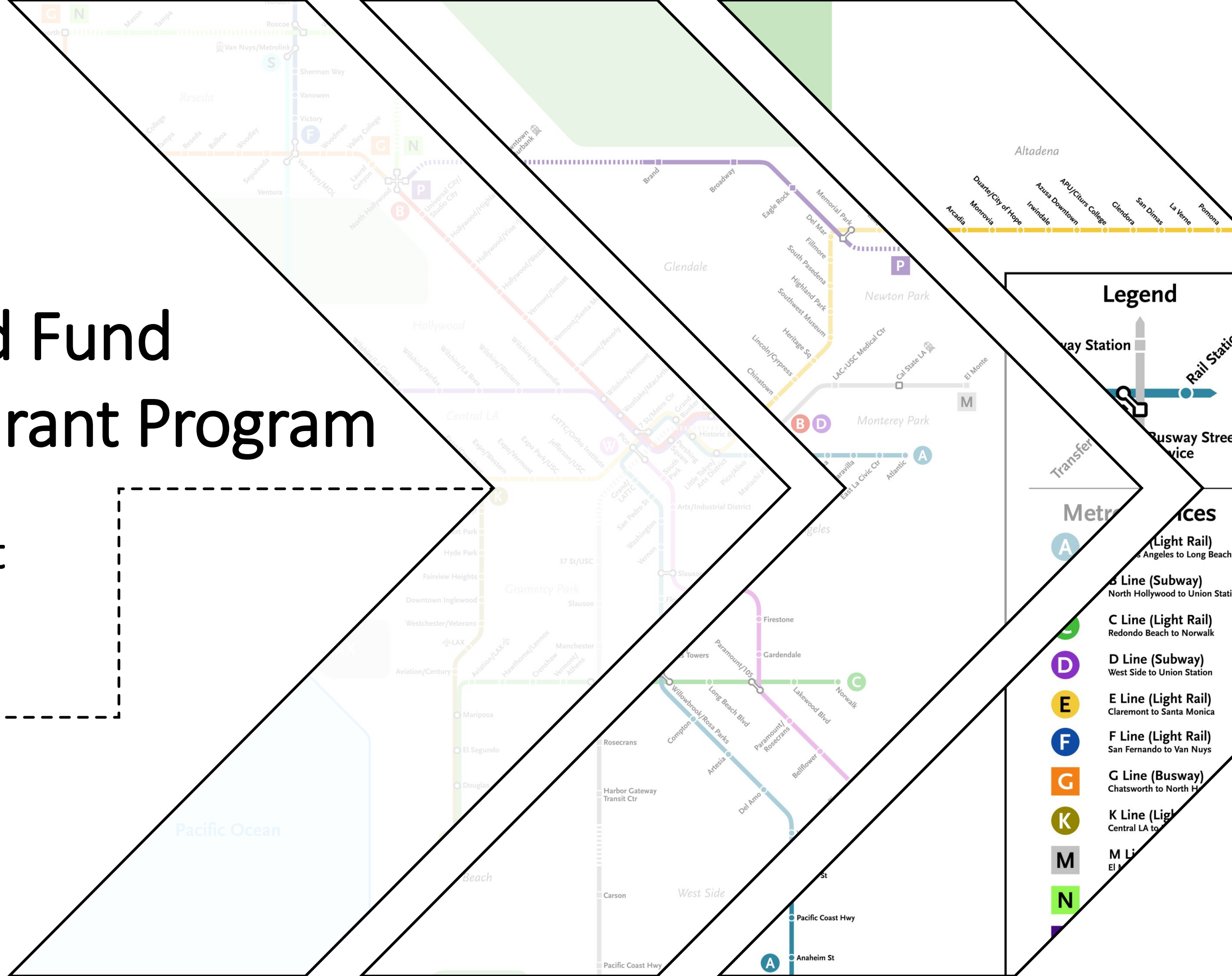
Attachment A - Presentation

Prepared by: Henry Phipps, Sr. Transportation Planner, (213) 922-3738
Shaun Miller, Sr. Director, Special Projects, (213) 922-4952

Reviewed by: Seleta Reynolds, Chief Innovation Officer, (213) 922-4098

◆ Visionary Seed Fund Competitive Grant Program

Measure M Oversight
Committee
December 6, 2023




Visionary Seed Fund (VSF) Background

- Measure M makes \$20 million available over 40 years (FY2018-2057)
 - Multi-year Subregional Program
 - Measure M Final Guidelines makes \$1.5 million available every three years through a competitive grant process and unused funds roll over
- Goal to “help spark and develop innovative mobility concepts for Los Angeles County.”
- Eligible applicants include Metro, Municipal Operators, and Local Operators

Visionary Seed Fund (VSF) Background

- Hosted Innovation Forum and released NOFO in March
 - \$3 million available for projects focused on ridership recovery
- Four applications from eligible applicants
 - Metro (2), Torrance Transit, and City of West Covina
- ~\$5 million requested from eligible applicants
- Three project themes:
 - Microtransit (2)
 - Rail station / community activation
 - Safety / communications equipment replacement

Visionary Seed Fund *Innovation Forum*



Awarded Projects

- Connect Torrance Microtransit
 - Microtransit service that delivers first-last mile connections to Old Town Torrance, Giordano Transit Center, and El Camino College and citywide service for targeted populations
 - \$1 million awarded (full amount requested)
- West Covina On-Demand
 - Microtransit service to supplement city shuttle service as well as first-last mile connection to Metrolink
 - \$659,090 awarded (full amount requested)
- Metro Transit Entrepreneurship Arts Mobility and Safety Uplift Network (TEAMSUN)
 - A multi-pronged approach to station intervention at Westlake/MacArthur Park, Leimert Park, and Willowbrook/Rosa Parks Stations that includes cultural tourism, micro-entrepreneurism, and support for local small businesses
 - \$900,000 awarded (full amount requested)



◆ Next Steps

- Staff negotiating with awardees to execute grant agreements
 - Working with award recipients to ensure their projects comply with VSF program requirements and Measure M Guidelines
- Staff will return to the Oversight Committee in 2024 to report on the progress of awarded projects

